



Annual Report
2023-2024

IFB

Fresh Catch



**Tasty, juicy
and fresh!**



Order at www.ifbfreshcatch.com

■ BOARD OF DIRECTORS

Chairman

Mr. Bikramjit Nag

Executive Vice Chairman

Mr. Arup Kumar Banerjee

Independent Directors

Mr. Sudip Kumar Mukherji

Mr. Hari Ram Agarwal

Mr. Manoj Kumar Vijay

Mr. Malay Kumar Das

Dr. Runu Chakraborty

Dr. Janardan Anna Gore

■ CHIEF FINANCIAL OFFICER

Mr. Rahul Choudhary

■ COMPANY SECRETARY

Mr. Kuntal Roy

■ AUDITORS

B S R & Co. LLP

Chartered Accountants

■ REGISTERED OFFICE

Plot No. IND-5, Sector-1

East Calcutta Township, Kolkata - 700 107

Tel : (033) 3984 9675

Fax No.: (033) 2442 1003

E-mail : complianceifbagro@ifbglobal.com

Website : www.ifbagro.in

CIN : L01409WB1982PLC034590

■ REGISTRAR & SHARE TRANSFER AGENT

(For both Physical & Dematerialised Shares)

CB Management Services (P) Ltd.

P-22, Bondel Road, Kolkata - 700 019

Tel : (033) 4011 6700/2280 6692/2282 3643/2287 0263

Fax : (033) 4011 6739

E-mail: rta@cbmsl.com

Website : www.cbmsl.com

■ WORKS

Noorpur, P.S. Ramnagar
Dist. : South 24 Parganas
West Bengal - 743 368

Panagarh, Bud Bud
Dist. : Burdwan,
West Bengal - 713 148

Vill-Panchghara,
PS-Chanditala, Dankuni
Dist. : Hooghly,
West Bengal - 712 306

Marine Product Processing Plant
Plot No. IND-5, Sector-1
East Calcutta Township
Kolkata - 700 107

Marine Preprocessing Centre
Village & P.O- Dakshin Kalamdan,
Dist:-Purba Medinipur-721430

■ BANKERS

HDFC Bank Limited

FEDERAL Bank Limited

AXIS Bank Limited

CONTENTS

Chairman's Message	4-5
Notice	7-24
Board's Report with Management Discussion and Analysis	25-46
Report on Corporate Governance	47-66
Standalone Financial Statements	
- Independent Auditor's Report	67-77
- Balance Sheet	78
- Statement of Profit and Loss	79
- Statement of Cash Flow	80-81
- Statement of Changes in Equity	82
- Notes to Financial Statements	83-124
Consolidated Financial Statements	
- Independent Auditor's Report	125-131
- Balance Sheet	132
- Statement of Profit and Loss	133
- Statement of Cash Flow	134-135
- Statement of Changes in Equity	136
- Notes to Financial Statements	137-179
Ten Years' Standalone Financial Summary	180
Attendance Slip & Proxy Form	



Mr Bijon Nag

(1942 - 2024)

*"To tell you very honestly, my entire life was IFB.
I was always totally dedicated"*

*"People are very important. Maintaining relationships is very important.
Being fair is very important"*



In reflecting on the life of Mr. Bijon Nag, we remember a leader whose legacy will endure not just in the products and companies he built, but also through the many lives he touched.

He was a technocrat in the truest sense of the word, and for India, a visionary industrialist devoted to **"Make in India"**.



From humble beginnings, he rose to build a business house that today spans across **Home Appliances, Precision Engineering, Alcohol (Distillery & Bottling Plants) & Seafood.**

His life was a testament to what passion coupled with hard work and determination can achieve.

We dedicate ourselves to continuing his journey, always inspired and guided by his principles and values.



Chairman's Message

This year started on a sad note for us as our Founder and Chairman, Mr. Bijon Nag, passed away on 28th January, 2024 in hospital in Singapore, where he was undergoing treatment since July'23.

From humble beginnings, he by his Vision and dynamic leadership, started IFB Industries in the year 1974. He then formed a company in the name of Nag Bottling & Packaging Co. Private Limited in 1982 and transferred his privately held "Country Liquor" business to the company. In 1986, Nag Bottling & Packaging Co. Private Limited was renamed as IFB Agro Industries Limited and the Company was listed on the Bombay Stock Exchange in 1987.

The entrepreneur in him realised that the State of West Bengal was deficit in production of potable Alcohol and decided to set up the first distillery in the State of West Bengal. As part of new innovation, he set up a distillery to extract alcohol from sugar beet (a first of its kind in India) in the year 1987-88. Machineries were imported from Starcosa, Germany but the project could not succeed due to crop failure and the project had to be scrapped.

He then decided to set up a molasses-based distillery in 1988, which was successful and catered to the requirement of the state and was the only distillery in the state. In 2006, considering the increasing requirement of quality liquor and non-availability of molasses, he diversified by investing into a greenfield project to set up a new State of the art grain-based distillery at Noorpur in the year 2008. The molasses-based distillery was also converted into the Grain based distillery in the year 2014. Grain used is non-edible waste grain.

As part of diversification and de-risking the business, a marine shrimp-processing plant was set up in 1996 for supplying best quality shrimps from Bengal to USA, Europe, Japan, etc.

As part of backward integration, he always wanted IFB to be in the business of manufacturing the best quality feed for the farmers engaged in farming of shrimp and fish. He was very excited about the fish feed project and was keen that feed business becomes a big valuable business. He was also excited about the Company's plan to set up a value-added prawn project in Vietnam.

The Management, in order to pursue his dream of exponential growth, shall invest for the same. The Feed Plant envisaged in Orissa was approved for Rs.45 crore land was purchased and walled. However, we are reviewing the project as costs went up due to technical design issues; now viability is being reworked. At the same time, the company is evaluating M&A opportunities in the Feed business. As stated earlier, investments will be made in States other than West Bengal due to constant issues faced, as disclosed earlier. Strategy has been made for the Shrimp & Feed business to reach Rs.1000 crore within 3 years M&A in other areas is also being looked into.

Your Company invested in IFB Refrigeration Ltd. He was very happy and pleased with the Refrigeration Plant when he visited it for the first time on 21st July, 2023. In fact, while in the factory, he was overcome with emotion and fell ill there and in just 2 days had to be rushed to Singapore.

While in hospital in Singapore, he was recovering well but unfortunately due to various hospital related infections, etc., kept improving and then again deteriorating leading to prolonged stay, he was completely unconscious from around 18th September, 2023 till 18th November, 2023. He was then put on a ventilator but came out of the same and was recovering again and then towards end of December, doctors said that he had TB; that, we believe, affected him very much mentally and maybe he gave up fighting and never recovered from the same. However, over the next 7 days it was proven that the reports were wrong and he did not have TB but the damage was already done! Before he lost consciousness in September, he kept asking "What next?", "What are our growth plans?", etc.

Chairman was very upset with the issues faced by the Company in relation to the liquor business. He was not happy that the Company had to contribute Rs.93 crore in Electoral bonds in last 2-3 years. In order to de-risk the company from these issues, he always wanted to diversify or expand the business out of West Bengal.

The year ended with standalone net operational revenue of Rs. 930 crore, a decrease of 25% from last year. Operational profit (EBITDA) declined to Rs. 8.58 crore in 2023-24 (Rs. 90.24 crore in 2022-23).

Your Company incurred a loss before tax of Rs. 18.36 crore (as against profit Rs. 69.66 crore in 2022-23).

Business suffered during the year due to (a) delay in completion of the modernisation project undertaken at the Marine Processing plant (b) Unprecedented rise in the prices of the input raw material because of increased demand from the Ethanol manufacturers and (c) sharp decline in volume in the IML industry due to sharp increase in prices almost by 30%. (d) Contribution to Electoral Bonds amounting to Rs. 50 crore.

The management is focused to turnaround the business in the current financial year by bringing operational efficiency, focusing on strict control on working capital and costs and ensure that we have respectable margins, etc.

The Company has ended the year with debt of Rs. 10.00 crore as on 31st March, 24 and with a cash balance of Rs. 137.00 crore.

The Company is Net Debt zero as on 31st March, 2024.

Our Founder always deeply appreciated the support he got from employees, shareholders, suppliers and other stakeholders including Bankers, etc.

I express my sincere gratitude to all stakeholders for their unstinted support since inception and hope for their continued support.

Warm regards,

Bikramjit Nag
Chairman

IFB AGRO INDUSTRIES LIMITED

CIN: L01409WB1982PLC034590

Regd. Office:

Plot No-IND 5, Sector-1, East Kolkata Township, Kolkata-700107

Ph:-033-39849675 | Email: complianceifbagro@ifbglobal.com | Website: www.ifbagro.in



Notice to the Members

Notice is hereby given that the 42nd Annual General Meeting (“AGM”) of the members of IFB Agro Industries Limited will be held on 29th day of July, 2024, Monday, at 12.30 P.M. (IST) at Club Ecohub, Ecospace Business Park, Plot no IIF/11, Action Area II, Rajarhat, Newtown, Kolkata - 700 160, to transact the following business: -

ORDINARY BUSINESS

- To receive, consider and adopt:
 - the Audited Financial Statements of the Company for the financial year ended March 31, 2024, together with the Reports of the Board of Directors (“the Board”) and Auditors thereon; and
 - the Audited Consolidated Financial Statements of the Company for the year ended March 31, 2024 together with the Report of the Auditors thereon.
- To appoint a Director in place of Mr. Arup Kumar Banerjee (DIN: 00336225), who retires by rotation and, being eligible, offers himself for re-appointment as Director.
- Appointment of Statutory Auditors**

To consider and if thought fit, to pass, the following resolution as an **Ordinary Resolution**:

“**RESOLVED THAT**, in accordance with the provisions of Sections 139 and 142 and any other applicable provisions, if any of the Companies Act, 2013 (“Act”), read with the provisions of the Companies (Audit and Auditors) Rules, 2014 (including any statutory modification(s) or re-enactment thereof for the time being in force) and based on the recommendation of the Audit Committee and Board of Directors of the Company, M/s M S K A & Associates (Firm Registration No.: 105047W), Chartered Accountants be and is hereby appointed as Statutory Auditors of the Company for a period of five consecutive years, commencing from the conclusion of this Annual General Meeting until the conclusion of the Forty-Seventh (47th) Annual General Meeting at a remuneration to be fixed by the Audit Committee and/or Board of Directors of the Company from time to time.”

SPECIAL BUSINESS

- Appointment of Dr. Janardan Anna Gore (DIN 05268895) as an Independent Director.**

To consider and if thought fit, to pass, the following resolution as a **Special Resolution**:

“**RESOLVED THAT** pursuant to provisions of Sections 149, 150, 152 and other applicable provisions of the Companies Act, 2013 and the Rules made thereunder read with Schedule IV of the Companies Act, 2013, or any amendment or modification thereof and other applicable SEBI (Listing Obligations and Disclosure Requirements) Regulations, 2015, Dr. Janardan Anna Gore (DIN:05268895) be and is hereby appointed as an Independent Director of the Company for a term of three years with effect from 28.05.2024, not liable to retire by rotation.”

“**RESOLVED FURTHER THAT** pursuant to Regulation 17(1A) of the Securities and Exchange Board of India (Listing Obligations and Disclosure Requirements) Regulations, 2015, as amended from time to time and the applicable provisions of the Companies Act, 2013, if any, Rules made thereunder (including any statutory modification(s) or re-enactment thereof for the time being in force), consent of the members be and is hereby accorded for the continuation of Dr. Janardan Anna Gore (DIN 05268895) as an Independent Director of the Company consequent to Dr. Gore attaining the age of 75 years during his tenure as an Independent Director of the Company.”

- Re-appointment of Mr. Bikramjit Nag (DIN 00827155), Chairman of the Company.**

To consider and if thought fit, to pass, the following resolution as a **Special Resolution**:

“**RESOLVED THAT** pursuant to provisions of Sections 196, 197, 198 and other applicable provisions, if any, of the Companies Act, 2013 (“The Act”) read with Schedule V to the Act and the Companies (Appointment and Remunerations of Managerial

Personnel) Rules, 2014 (including any statutory modification(s) or re-enactment(s) thereof, for the time being in force) and the relevant provisions of Articles of Association of the Company and Securities and Exchange Board of India (Listing Obligations and Disclosure Requirements) Regulations, 2015, and based on the recommendation of the Nomination and Remuneration Committee consent of the members be and is hereby accorded to re-appoint Mr. Bikramjit Nag (DIN 00827155) as Whole time Director of the Company w.e.f 26th January, 2025, designated as Chairman for a period of 5 consecutive years, on the terms and conditions including remuneration as set out in explanatory statement attached hereto which is forming part of this resolution, notwithstanding that the remuneration may exceed the limits prescribed in the provisions of Sections 197, 198 and Schedule V to the Companies Act, 2013 in case of no profits /inadequate profits during any financial year / period in between.”

“**RESOLVED FURTHER THAT** notwithstanding anything contained in Sections 197, 198 and Schedule V of the Companies Act, 2013 or any amendments / re-enactment thereof or any revised/ new schedule thereof, in the event of absence of profits or inadequate profits in any financial year, the salary, perquisites and statutory benefits as set out in the explanatory statement be paid as minimum remuneration to Mr. Bikramjit Nag, (DIN 00827155), as Chairman of the Company even if it exceeds the various stipulated limits of the various provisions of the Companies Act, 2013 or the rules related thereto during any financial year / period in between.”

“**RESOLVED FURTHER THAT** the Board (the term “Board” includes Board of Directors of Company) and the Nomination and Remuneration Committee be and is hereby authorized to vary and / or modify the terms and conditions including valuation in remuneration, benefits and perquisites payable / made available to the appointee in such manner as may be agreed upon between the board/Committee and the appointee.”

“**RESOLVED FURTHER THAT** the Board be and is hereby authorized to do all acts, deeds and things and execute all such documents, instruments and writings, as may be required and to delegate all or any of its powers herein conferred to any directors or Company Secretary of the Company to give effect to the aforesaid resolutions.”

6. **Approval for waiver of recovery of excess remuneration paid to Mr. Arup Kumar Banerjee (DIN:-00336225) as Executive Vice Chairman**

To consider and if thought fit, to pass, the following resolution as a **Special Resolution**:

“**RESOLVED THAT** pursuant to provisions of Sections 196, 197, 198 and other applicable provisions, if any, of the Companies Act, 2013 (“The Act”) read with Schedule V to the Act and the Companies (Appointment and Remuneration of Managerial Personnel) Rules, 2014 (including any statutory modification(s) or re-enactment(s) thereof, for the time being in force), consent of the members of the Company be and is hereby accorded to waive recovery of excess managerial remuneration paid to Mr. Arup Kumar Banerjee (DIN: 00336225), Executive Vice Chairman (Whole time Director) , of the Company, exceeding the stipulated limits prescribed in Section 197 read with Schedule V to the Companies Act, 2013 during the period April 1, 2023 to March 31, 2024 and as set out in explanatory statement attached hereto and forming part of this notice.”

“**RESOLVED FURTHER THAT** the Board of Directors be and is hereby authorized to do all acts, deeds and things and to take all such steps as may be necessary, proper or expedient to give effect to this resolution.”

7. **Approval for waiver of recovery of excess remuneration paid to Mr. Amitabha Mukhopadhyay (DIN:-01806781) erstwhile MD & CEO**

To consider and if thought fit, to pass, the following resolution as a **Special Resolution**:

“**RESOLVED THAT** pursuant to provisions of Sections 196, 197, 198 and other applicable provisions, if any, of the Companies Act, 2013 (“The Act”) read with Schedule V to the Act and the Companies (Appointment and Remuneration of Managerial Personnel) Rules, 2014 (including any statutory modification(s) or re-enactment(s) thereof, for the time being in force), consent of the member of the Company be and is hereby accorded to waive recovery of excess managerial remuneration paid to Mr. Amitabha Mukhopadhyay (DIN: 01806781), erstwhile Managing Director & CEO of the Company upto 10th April, 2024, exceeding the stipulated limits prescribed in Section 197 read with Schedule V to the Companies Act, 2013 during the period April 1, 2023 to March 31, 2024 and as set out in explanatory statement attached hereto and forming part of this notice.”

“**RESOLVED FURTHER THAT** the Board of Directors be and is hereby authorized to do all acts, deeds and things and to take all such steps as may be necessary, proper or expedient to give effect to this resolution.”

By the Order of the Board

Registered Office:

Plot No. IND-5, Sector - 1
East Calcutta Township, Kolkata - 700 107
CIN: L01409WB1982PLC034590
Email: complianceifbagro@ifbglobal.com
Website: www.ifbagro.in
Date: 28th May, 2024

Kuntal Roy
Company Secretary
(Membership No:- ACS 36912)

NOTES:

1. **A MEMBER ENTITLED TO ATTEND AND VOTE AT THE ANNUAL GENERAL MEETING (THE “MEETING”) IS ENTITLED TO APPOINT A PROXY TO ATTEND AND VOTE ON A POLL INSTEAD OF HIMSELF/HERSELF AND THE PROXY NEED NOT BE A MEMBER OF THE COMPANY. The instrument appointing the proxy should, however, be deposited at the registered office of the Company not less than forty-eight hours before the commencement of the Meeting.**

A person can act as a proxy on behalf of members not exceeding fifty and holding in aggregate not more than ten percent of the total share capital of the Company carrying voting rights. Provided that a member holding more than ten percent of the total share capital of the Company carrying voting rights may appoint a single person as proxy and such person shall not act as a proxy for any other person or shareholder. The holder of proxy shall prove his/her identity at the time of attending the meeting.

2. When a member appoints a proxy and both the member and proxy attend the Meeting, the proxy stands automatically revoked.
3. During the period beginning 24 hours before the time fixed for the commencement of the meeting and ending with the conclusion of the meeting, members would be entitled to inspect the proxies lodged, at any time during the business hours of the Company, provided that not less than 3 days advance notice in writing is given to the Company.
4. Relevant details, pursuant to Regulation 36(3) of the SEBI (Listing Obligations and Disclosure Requirements) Regulations, 2015 (“SEBI Listing Regulations”) and Secretarial Standard on General Meetings issued by the Institute of Company Secretaries of India, in respect of Director seeking re-appointment and proposed to be reappointed at this AGM are also annexed to this Notice.
5. The landmark and route map to the AGM venue and attendance slip cum proxy form are attached and forms part of this Notice. Attendance slip shall also be available for the members at the venue of the meeting.
6. In pursuance of Section 113 Institutional / Corporate Shareholders (i.e., other than individuals / HUF, NRI, etc.) are required to send a scanned copy (PDF/JPG Format) of its Board or governing body Resolution/Authorization etc., authorizing its representative to attend the AGM physically and to vote through remote e-voting or e-Voting at the AGM venue. The said Resolution/Authorization shall be sent to the Scrutinizer by email through its registered email address to patnaikandpatnaik@yahoo.com with a copy marked to evoting@nsdl.co.in. Institutional shareholders (i.e. other than individuals, HUF, NRI etc.) can also upload their Board Resolution / Power of Attorney / Authority Letter etc. by clicking on "Upload Board Resolution / Authority Letter" displayed under "e-Voting" tab in their login on www.evoting.nsdl.com.
7. SEBI, has mandated that the listed companies shall henceforth issue the securities in dematerialised form only, while processing service requests such as issue of duplicate share certificates, transmission, transposition, etc. Accordingly, members who still hold share certificates in physical form are advised to dematerialize their holdings. The securities holders/ claimants are required to apply for dematerialisation of securities on the basis of the 'letter of confirmation(s)' within a period of 120 days from the date of its issuance. The Register of Members and Share Transfer Books of the Company shall remain closed from 23rd July, 2024 to 29th July, 2024 (both days inclusive).

8. Members are requested to intimate changes, if any, pertaining to their name, postal address, email address, telephone/ mobile numbers, Permanent Account Number (PAN), mandates, nominations, power of attorney, bank details such as, name of the bank and branch details, bank account number, MICR code, IFSC code, KYC details etc., to their DPs in case the shares are held by them in electronic form and to the Registrar of the Company in case the shares are held by them in physical form.
9. To prevent fraudulent transactions, Members are advised to exercise due diligence and notify the Company of any change in address or demise of any Member as soon as possible. Members are also advised to not leave their Demat account(s) dormant for long. Periodic statement of holdings should be obtained from the concerned Depository Participant and holdings should be verified from time to time.
10. The Registrar and Share Transfer Agent (RTA)/Company has sent individual letters to all the members holding shares of the Company in physical form for furnishing their PAN, KYC details and Nomination pursuant to SEBI Circular. Relevant ISR Forms are also uploaded in the website of the Company i.e. www.ifbagro.in/RTA i.e. rta@cbmsl.co.in. Attention of the members are sought to submit the said ISR Forms.
11. Members may also note that SEBI vide its Circular has mandated the listed Companies to issue securities in dematerialized form only while processing service requests viz. Issue of Duplicate Securities certificate, claim from unclaimed suspense account, renewal/exchange of securities certificate, endorsement, sub-division/splitting of securities certificate, consolidation of securities certificates/folios, transmission and transposition. Accordingly, members are requested to make service requests by submitting a duly signed and filled ISR-4, the format for which is available on the Company's website at www.ifbagro.in.
12. In case of Joint holders, there will be one vote for every Client ID / registered folio number irrespective of the number of joint holders. In case of joint holders, the member whose name appears as the first holder in the order of names as per the Register of Members of the Company will be entitled to vote at the AGM.
13. Non-Resident Indian Members are requested to inform the Registrar any change in the Residential Status consequent to return to India for permanent settlement, and update particulars of the Bank account maintained in India with complete name, Branch, account type, account number and address of the Bank.
14. Members seeking any information with regard to the accounts or any matter to be placed at the AGM, are requested to write to the Company on or before 22nd July, 2024 through email to complianceifbagro@ifbglobal.com. The same will be replied by the Company suitably.
15. In compliance with the MCA Circulars and SEBI Circulars, Notice of the AGM along with the Annual Report 2023-2024, proxy form and attendance slip are being sent only through electronic mode to those Members whose email addresses are registered with the Company/ Depositories. Members may note that the Notice and Annual Report 2023-2024 alongwith the proxy form and the attendance slip will also be available on the Company's website <http://www.ifbagro.in>, websites of the Stock Exchanges i.e. BSE Limited and National Stock Exchange of India Limited at www.bseindia.com and www.nseindia.com respectively and on the website of NSDL www.evoting.nsdl.com. Interested members may download the Notice and Annual Report from the website of the Company and Exchanges as stated above. The physical copy of the Notice alongwith the Annual Report shall be made available to the members who may request for the same in writing to the Company.
16. Explanatory Statement, pursuant to Section 102 of the Companies Act, 2013 & SEBI Listing Regulations, relating to item numbers as mentioned in 3-7 the Ordinary/Special Businesses to be transacted at this Annual General Meeting ('AGM'), is annexed. The physical attendance of the members in the Annual General Meeting will be counted for the purpose of determining quorum under Section 103 of the Companies Act, 2013.
17. During the AGM, the Register of Directors and Key Managerial Personnel and their shareholding maintained under Section 170 of the Act and the Register of Contracts or arrangements in which Directors are interested maintained under Section 189 of the Companies Act, shall be made available for inspection by the members at the Annual General Meeting.
18. Instructions for e-voting is as follows:
 - A. VOTING THROUGH ELECTRONIC MEANS**
 - i. In compliance with section 108 of the Companies Act, 2013, Rule 20 of the Companies (Management and Administration) Rules 2014, as substituted by Companies (Management and Administration) Amendment Rules 2015

and Regulation 44 of SEBI (Listing Obligations & Disclosure Requirements) Regulation, 2015, and in terms of SEBI vide circular no. SEBI/HO/CFD/CMD/ CIR/P/2020/242 dated December 9, 2020 in relation to e-Voting Facility Provided by Listed Entities, the Members are provided with the facility to cast their vote electronically, through the e-Voting services provided by NSDL, on all the resolutions set forth in this Notice.

- ii. **The remote e-voting will commence on Friday, 26th July, 2024 at 9:00 AM (IST) and will end on Sunday, 28th July, 2024 at 5:00 PM (IST).** During this period, members of the Company, holding shares either in physical form or in dematerialized form, as on the cut-off date of 22nd July, 2024, may cast their vote by remote e-voting/voting through electronic means at the venue of the Annual General Meeting (AGM). Members attending the AGM who would have not already cast their vote by remote e-voting shall also be able to cast their vote through electronic means at the venue of the AGM. The facility of casting vote by a member using remote e-voting system as well as e-voting at the venue of the AGM will be provided by NSDL. For this purpose the Company has entered into an agreement with National Securities Depository Limited (NSDL) for facilitating voting through electronic means, as the Authorized Agency. Once the vote on a resolution is cast by the member, the member shall not be allowed to change subsequently.

The members who have cast their vote by remote e-voting prior to the Annual General Meeting may also attend AGM but shall not be entitled to cast their vote again.

Any person holding shares in physical form and non-individual shareholders, who acquires shares of the Company and becomes a Member of the Company after sending of the Notice and holding shares as of the cut-off date, may obtain the login ID and password by sending a request at evoting@nsdl.co.in. If the member forgets the password, the member can reset his password by using “Forget User Details/password or “Physical User Reset Password” option available on www.evoting.nsdl.com or call at 022-4886-7000. However, if he / she is already registered with NSDL for remote e-Voting then he /she can use his / her existing User ID and password for casting the vote. In case of Individual Shareholders holding securities in demat mode and who acquires shares of the Company and becomes a Member of the Company after sending of the Notice and holding shares as of the cut-off date may follow steps of remote e-voting as mentioned below under.

- iii. **The process and manner for remote e-voting are as under:**

How do I vote electronically using NSDL e-Voting system?

The way to vote electronically on NSDL e-Voting system consists of “Two Steps” which are mentioned below: -

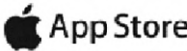



Step 1: Access to NSDL e-Voting system

Step 2: Cast your vote electronically on NSDL e-Voting system.

Details on Step 1 are mentioned below:

- Pursuant to SEBI circular no. SEBI/HO/ CFD/CMD/CIR/P/2020/242 dated December 9, 2020 on “e-Voting facility provided by Listed Companies”, Individual shareholders holding securities in demat mode are allowed to vote through their demat account maintained with Depositories and Depository Participants. Shareholders are advised to update their mobile number and e-mail ID with their DPs in order to access e-Voting facility.

Type of Shareholders	Login Method
Individual Shareholders holding securities in demat mode with NSDL	<p>A. NSDL IDeAS facility</p> <p>If you are already registered, follow the below steps:</p> <ol style="list-style-type: none"> Visit the e-Services website of NSDL. Open web browser by typing the following URL: https://eservices.nsdl.com/ either on a Personal Computer or on a mobile. Once the home page of e-Services is launched, click on the “Beneficial Owner” icon under “Login” which is available under “IDeAS” section.

Type of Shareholders	Login Method
Individual Shareholders holding securities in demat mode with NSDL	<p>3. A new screen will open. You will have to enter your User ID and Password. After successful authentication, you will be able to see e-Voting services.</p> <p>4. Click on “Access to e-Voting” appearing on the left hand side under e-Voting services and you will be able to see e-Voting page.</p> <p>5. Click on options available against company name or e-Voting service provider - NSDL and you will be re-directed to NSDL e-Voting website for casting your vote during the remote e-Voting period.</p> <p>If you are not registered, follow the below steps:</p> <ol style="list-style-type: none"> Option to register is available at https://eservices.nsdl.com. Select “Register Online for IDeAS” Portal or click at https://eservices.nsdl.com/SecureWeb/IdeasDirectReg.jsp. Please follow steps given in points 1-5 of Pt. A. <p>B. e-Voting website of NSDL</p> <ol style="list-style-type: none"> Open web browser by typing the following URL: https://www.evoting.nsdl.com/ either on a personal computer or on a mobile phone. Once the home page of e-Voting system is launched, click on the icon “Login” which is available under 'Shareholder/Member' section. A new screen will open. You will have to enter your User ID (i.e., your sixteen-digit demat account number held with NSDL), Password / OTP and a Verification Code as shown on the screen. After successful authentication, you will be redirected to NSDL website wherein you can see e-Voting page. Click on options available against company name or e-Voting service provider - NSDL and you will be redirected to e-Voting website of NSDL for casting your vote during the remote e-Voting period. <p>C. e-Voting through NSDLApp</p> <p>Shareholders/Members can also download NSDL Mobile App “NSDL Speede” facility by scanning the QR code mentioned below for seamless voting experience.</p> <p style="text-align: center;">NSDL Mobile App is available on</p> <div style="display: flex; justify-content: center; align-items: center; gap: 20px;"> <div style="text-align: center;">  </div> <div style="text-align: center;">  </div> </div> <div style="display: flex; justify-content: center; align-items: center; gap: 20px; margin-top: 10px;"> <div style="text-align: center;">  </div> <div style="text-align: center;">  </div> </div>

Type of Shareholders	Login Method
Individual Shareholders holding securities in demat mode with CDSL	<ol style="list-style-type: none"> Existing users who have opted for Easi / Easiest, can login through their user id and password. Option will be made available to reach e-Voting page without any further authentication. The URL for users to login to Easi / Easiest are https://web.cdslindia.com/myeasi/home/login or www.cdslindia.com and click on New System Myeasi. After successful login of Easi / Easiest the user will be also able to see the e-Voting Menu. The Menu will have links of ESP i.e. NSDL portal. Click on NSDL to cast your vote. If the user is not registered for Easi/Easiest, option to register is available at https://web.cdslindia.com/myeasi/Registration / Easi Registration. Alternatively, the user can directly access e-Voting page by providing demat Account Number and PAN from a link in www.cdslindia.com home page. The system will authenticate the user by sending OTP on registered Mobile and e-mail as recorded in the demat Account. After successful authentication, user will be provided links for the respective ESP i.e. NSDL where the e-Voting is in progress.
Individual Shareholders (holding securities in demat mode) logging through their depository participants	<ol style="list-style-type: none"> You can also login using the login credentials of your demat account through your DP registered with NSDL / CDSL for e-Voting facility. Once logged-in, you will be able to see e-Voting option. Once you click on e-Voting option, you will be redirected to NSDL / CDSL Depository site after successful authentication, wherein you can see e-Voting feature. Click on options available against company name or e-Voting service provider - NSDL and you will be redirected to e-Voting website of NSDL for casting your vote during the remote e-Voting period.

Important note: Members who are unable to retrieve User ID / Password are advised to use Forgot User ID and Forgot Password option available at respective websites.

Helpdesk for Individual Shareholders holding securities in demat mode for any technical issues related to login through Depository i.e. NSDL and CDSL.

Login type	Helpdesk details
Individual Shareholders holding securities in demat mode with NSDL	Members facing any technical issue in login can contact NSDL helpdesk by sending a request at evoting@nsdl.com or call at 022-4886 7000
Individual Shareholders holding securities in demat mode with CDSL	Members facing any technical issue in login can contact CDSL helpdesk by sending a request at helpdesk.evoting@cdslindia.com or contact at 1800-22 55 33.

B. Login method for e-Voting for Shareholders other than individual shareholders holding securities in demat mode and shareholders holding securities in physical mode.

How to Log-in to NSDL e-Voting website?

- Visit the e-Voting website of NSDL. Open web browser by typing the following URL: <https://www.evoting.nsdl.com>. either on computer or on laptop.

2. Once the home page of e-Voting system is launched, click on the icon “Login” which is available under 'Shareholders' section.
3. A new screen will open. You will have to enter your User ID, your Password and a Verification Code as shown on the screen.

Alternatively, if you are registered for NSDL eservices i.e. IDEAS, you can log-in at <https://eservices.nSDL.com/> with your existing IDEAS login. Once you log-in to NSDL eservices after using your log-in credentials, click on e-Voting and you can proceed to Step 2 i.e. Cast your vote electronically.

4. Your User ID details will be as per details given below:

Manner of holding shares i.e. Demat (NSDL or CDSL) or Physical	Your User ID is:
a) For Members who hold shares in demat account with NSDL	8 Character DP ID followed by 8 Digit Client ID (For example if your DP ID is IN300*** and Client ID is 12***** then your user ID is IN300***12*****)
b) For Members who hold shares in demat account with CDSL	16 Digit Beneficiary ID (For example if your Beneficiary ID is 12***** then your user ID is 12*****)
c) For Members holding shares in Physical Form	EVEN Number followed by Folio Number registered with the company (For example if folio number is 001*** and EVEN is 101456 then user ID is 101456001***)

5. Your password details are given below:
 - a. If you are already registered for e-Voting, then you can use your existing password to login and cast your vote.
 - b. If you are using NSDL e-Voting system for the first time, you will need to retrieve the 'initial password' which was communicated to you. Once you retrieve your 'initial password', you need enter the 'initial password' and the system will force you to change your password.
 - c. How to retrieve your 'initial password'?
 - (i) If your email ID is registered in your demat account or with the company, your 'initial password' is communicated to you on your email ID. Trace the email sent to you from NSDL from your mailbox. Open the email and open the attachment i.e. a .pdf file. Open the .pdf file. The password to open the .pdf file is your 8 digit client ID for NSDL account, last 8 digits of client ID for CDSL account or folio number for shares held in physical form. The .pdf file contains your 'User ID' and your 'initial password'.
 - (ii) In case you have not registered your email address with the Company/ Depository, please follow instructions mentioned below in this notice.
6. If you are unable to retrieve or have not received the “Initial password” or have forgotten your password:
 - a. Click on “**Forgot User Details/Password?**” (If you are holding shares in your demat account with NSDL or CDSL) option available on www.evoting.nSDL.com.
 - b. “**Physical User Reset Password?**” (If you are holding shares in physical mode) option available on www.evoting.nSDL.com.
 - c. If you are still unable to get the password by aforesaid two options, you can send a request at evoting@nSDL.com mentioning your demat account number/folio number, your PAN, your name and your registered address.
 - d. Members can also use the OTP (One Time Password) based login for casting the votes on the e-Voting system of NSDL.

7. After entering your password, click on Agree to “Terms and Conditions” by selecting on the check box.
8. Now, you will have to click on “Login” button.
9. After you click on the “Login” button, Home page of e-Voting will open.

Details on Step 2 are mentioned below:

How to cast your vote electronically on NSDL e-Voting system?

1. After successful login at Step 1, you will be able to see the Home page of e-Voting. Click on e-Voting. Then, click on Active Voting Cycles.
2. After click on Active Voting Cycles, you will be able to see all the companies “EVEN” in which you are holding shares and whose voting cycle is in active status.
3. Select “EVEN 129010” of the Company.
4. Now you are ready for e-Voting as the Voting page opens.
5. Cast your vote by selecting appropriate options i.e. assent or dissent, verify/modify the number of shares for which you wish to cast your vote and click on “Submit” and also “Confirm” when prompted.
6. Upon confirmation, the message “Vote cast successfully” will be displayed.
7. You can also take the printout of the votes cast by you by clicking on the print option on the confirmation page.
8. Once you confirm your vote on the resolution, you will not be allowed to modify your vote.

General Guidelines for shareholders

1. Institutional / Corporate shareholders (i.e. other than individuals, HUF, NRI, etc.) are required to send a scanned copy (PDF/JPG Format) of the relevant Board Resolution/ Authority letter etc., with attested specimen signature of the duly authorized signatory(ies) who are authorized to vote, to the Scrutinizer by email to patnaikandpatnaik@yahoo.com with a copy marked to evoting@nsdl.com. Institutional shareholders (i.e. other than individuals, HUF, NRI etc.) can also upload their Board Resolution/ Power of Attorney / Authority Letter etc. by clicking on "**Upload Board Resolution / Authority Letter**" displayed under "**e-Voting**" tab in their login.
2. It is strongly recommended not to share your password with any other person and take utmost care to keep your password confidential. Login to the e-voting website will be disabled upon five unsuccessful attempts to key in the correct password. In such an event, you will need to go through the “Forgot User Details/Password?” or “Physical User Reset Password?” option available on <https://www.evoting.nsdl.com> to reset the password.
3. In case of any queries relating to e-voting you may refer to the FAQs for Shareholders and e-voting user manual for Shareholders available at the download section of <https://www.evoting.nsdl.com> or call on 022-4886-7000 or send a request at evoting@nsdl.com.

Process for registration of email id for obtaining Annual Report and user id/password for e-voting

1. Physical Holding : In case shares are held in physical mode may please send a request to the Registrar and Transfer Agent of the Company at rta@cbmsl.com providing Folio No., Name of shareholder, scanned copy of the share certificate (front and back), PAN (self-attested scanned copy of PAN card), AADHAR (self-attested scanned copy of Aadhar Card) for registering email address and by submitting duly filled and signed ISR-1.
2. Demat Holding : In case shares are held in demat mode, please provide DPID-CLID (16 digit DPID + CLID or 16 digit beneficiary ID), Name, client master or copy of Consolidated Account statement, PAN (self-attested scanned copy of PAN card), AADHAR (self-attested scanned copy of Aadhar Card) to rta@cbmsl.com
3. Alternatively member may send an e-mail request to evoting@nsdl.com for obtaining User ID and Password by proving the details mentioned in Point (1) or (2) as the case may be.

Other Instructions

1. Mr. S K Patnaik, Practicing Company Secretary (Membership No. FCS 5699) Partner of M/s. Patnaik & Patnaik, Company Secretaries has been appointed by the Board of Directors as the Scrutinizer for providing facility to the members of the Company, to scrutinize the voting and remote e-voting process in a fair and transparent manner.
2. A person, whose name is recorded in the Register of Members or in the Register of Beneficial Owners maintained by the Depositories as on the Cut off date shall be entitled to avail the facility of remote e-voting as well as e-voting at the venue of the Annual General Meeting.
3. The Chairman shall, at the Annual General Meeting, at the end of discussion on the resolutions on which voting is to be held , allow voting with the assistance of Scrutinizer, electronic voting at the venue of the AGM for all those members who are present at the Annual General Meeting but have not cast their votes by availing the remote e-voting facility.
4. The Scrutinizer shall, immediately after the conclusion of voting at the AGM, will first count the votes cast during the AGM, thereafter unblock the votes cast through remote e-voting and prepare, not later than 2 working days of conclusion of the AGM, a consolidated Scrutinizer's Report of the total votes cast in favour or against, if any, to the Chairman or a person authorised by him in writing, who shall countersign the same.
5. The result declared along with the Scrutinizer's Report shall be placed on the Company's website www.ifbagro.in and on the website of NSDL <https://www.evoting.nsdl.com> immediately after the declaration of the results by the Chairman or person authorized by him in writing. The Company shall simultaneously forward the results to National Stock Exchange of India Limited and BSE Limited, where the shares of the Company are listed.
6. Subject to receipt of requisite number of votes, the resolutions proposed in the notice shall be deemed to be passed on the date of the meeting itself, i.e. 29th July, 2024.

By the Order of the Board

Registered Office:

Plot No. IND-5, Sector - 1
East Calcutta Township, Kolkata - 700 107
CIN: L01409WB1982PLC034590
Email: complianceifbagro@ifbglobal.com
Website: www.ifbagro.in
Date: 28th May, 2024

Kuntal Roy
Company Secretary
(Membership No:- ACS 36912)

Statement Pursuant to Section 102(1) of the Companies Act, 2013

As required under Section 102(1) of the Companies Act, 2013('The Act') & SEBI LODR, Regulations, 2015 the following explanatory statements set out all material facts relating to the business mentioned under items nos. 3 to 7 of the accompanying Notice dated 28th May, 2024.

ITEM NO.3

The Members of the Company at the 37th Annual General Meeting ('AGM') held on 26th July, 2019 approved the appointment of BSR & Co. LLP., Chartered Accountants, as the Statutory Auditors of the Company for a period of five years from the conclusion of the 37th AGM till the conclusion of the 42nd AGM.

The tenure of M/s. BSR & Co. LLP will expire upon conclusion of the 42nd Annual General Meeting of the Company. Hence, the Board of Directors of the Company, based on the recommendation of the Audit Committee has recommended for the approval of the Members, the appointment of M/s. MSKA & Associates, Chartered Accountants (Firm Registration No.: 105047W) as the Statutory Auditors of the Company for a period of five consecutive years from the conclusion of 42nd AGM till the conclusion of the 47th AGM of the Company.

M/s MSKA & Associates, Chartered Accountants (Firm Registration Number 105047W) is an Indian partnership firm registered with the Institute of Chartered Accountants of India (ICAI). M/s MSKA & Associates, Chartered Accountants (Firm Registration Number 105047W) offers a wide range of services in Audit Assurance, Tax and Advisory domain led by industry experts.

The remuneration proposed for the new Statutory Auditors, M/s. MSKA & Associates, Chartered Accountants, for the financial year 2024-2025 is Rs. 35 Lakhs excluding fees for any other certification & reimbursement of out-of-pocket expenses and there is no material change in fees payable to M/s. MSKA & Associates, (Firm Registration No.: 105047W) Chartered Accountants, Statutory Auditors with respect to the fees paid to M/s. BSR & Co. LLP, Chartered Accountants, the outgoing Statutory Auditors. The power may be granted to the Board/Audit Committee to alter and vary the terms and conditions of appointment, revision including upward revision of the remuneration for remaining tenure, in such manner and to such extent as may be mutually agreed with the Statutory Auditors.

M/s MSKA & Associates, Chartered Accountants (Firm Registration No.: 105047W), have given their consent to act as the Statutory Auditors of the Company and have confirmed that the said appointment, if made, will be in accordance with the conditions prescribed under Sections 139 and 141 of the Act and have also mentioned that they are not disqualified as per Section 141 of the Companies Act, 2013 relating to their appointment.

Accordingly, approval of the members is sought for appointment of M/s MSKA & Associates (Firm Registration No.: 105047W), Chartered Accountants as the Statutory Auditors of the Company for a period of five years i.e. from the conclusion of 42nd AGM till the conclusion of 47th AGM and to fix their remuneration.

None of the Directors and Key Managerial Personnel of the Company, or their relatives, is concerned or interested, financially or otherwise interested in this Resolution.

This explanation is pursuant to the requirements of SEBI (Listing Obligations & Disclosure Requirements) Regulations, 2015.

The Board recommends the Ordinary resolution set out in item No. 3 for approval of the members of the Company.

ITEM NO.4

The Board of Directors at its meeting held on 28th May, 2024, based on recommendation of the Nomination and Remuneration Committee has recommended for the approval of the Members, the appointment of Dr. Janardan Anna Gore (DIN 05268895) as an Independent Director of the Company for a term of three years with effect from 28th May, 2024, in terms of Section 149 and other applicable provisions read with Schedule IV of the Companies Act, 2013, or any amendments thereto or modification thereof ("the Act") and Regulation 17 of the Securities and Exchange Board of India (Listing Obligations and Disclosure Requirements) Regulations, 2015.

In terms of Section 160 of the Companies Act, 2013, the Company has received a notice in writing from a Member proposing the candidature of Dr. Gore to be appointed as an Independent Director as per the provisions of the Companies Act, 2013.

Necessary declaration has also been received from Dr. Gore that he meets the criteria of Independence as per Section 149 of the Companies Act, 2013 read with the Companies (Appointment & Qualification of Directors) Rules, 2014 and Regulation 16 of the SEBI (Listing Obligation & Disclosure Requirements), Regulations 2015 ('LODR Regulations').

Dr. Janardan Anna Gore (72 years), M. Sc. and Ph. D. in Microbiology is having 45 years of working experience in - R&D, Production of Alcohol and Ethanol, Fermentation, Distillation, Alcohol based Chemicals Industry, Sugar Industry and Animal Nutrition-Feed and Feed Additive products etc. Dr. Gore worked as Microbiologist in India Sugars & Refiners Ltd. (1979-1986), Assistant Factory Manager Pampasar Distillery Ltd,(1986 -1993), Factory Manager -Shaw Wallace and Co. Ltd. (1993-1995), General Operations Manager Diageo India Ltd /UDV India (1995 -2004), Distillery Head - Jubilant Organosys Ltd (2004 -2008), President Alcohol and Bottling Operations - IFB Argo Industries Ltd.(2008-2020) and has contributed substantially in the field of Ethanol/ENA and Bio CNG Emerging Big Business in India (2022-2024).

Dr. Gore possesses appropriate technical skills, experience, industry knowledge and competencies in the context of Company's business. Considering Dr. Gore's diverse experience, professional competence and extensive knowledge, his induction on the Board of Directors of the Company will be in the overall interest of the Company. Dr. Gore's candidature is in conformity with the requirement of the Act and LODR, Regulations, 2015. Dr. Gore is already registered with the Independent Director's Databank under MCA as mentioned with IICA.

In the opinion of the Board, Dr. Gore is independent of the Management of the Company and he is not debarred from accessing the capital markets and/or restrained from holding position of directors in any listed company.

Additional information in respect of Dr. Gore pursuant to Secretarial Standards and SEBI LODR, Regulations, 2015 is mentioned in the annexure to the notice of the AGM.

No other Directors, Key Managerial Personnel of the Company or their relatives, except Dr. Gore in his personal capacity, in any way, are concerned or interested, financially or otherwise in the resolution set out in item No. 4 of the Notice

Dr. Gore will attain the age of 75 years during the continuance of his tenure as Independent Director. Consequently, in compliance with the provisions of Regulation 17(1A) of the SEBI (Listing Obligations & disclosure Requirements) Regulations, 2015 (as amended from time to time), the resolution set out in Item No: 4 is proposed as Special Resolution for approval of the members. The Board recommends the Special Resolution set forth in item no. 4 for the approval of the members of the Company.

ITEM NO. 5

Mr. Bikramjit Nag (DIN: 00827155), aged 50 years, was redesignated and appointed as Chairman of the Company for the remaining period of his existing tenure upto 25th January, 2025 and the same was approved by the shareholders vide postal ballot dated 27th April, 2024. Accordingly Mr. Nag is the Chairman and Whole time Director of the Company upto 25th January, 2025.

Mr. Bikramjit Nag, BBA from Richmond College, U.K. was appointed as Director of the Company on 14 October 1997. He has more than 28 years of experience in the field of Strategic Business Management, controls, planning and strategic decision making. His contributions have been invaluable towards the growth of the Company.

Based on the recommendation of Nomination and Remuneration Committee, the Board of Directors of the Company reappointed Mr. Bikramjit Nag as Chairman and Whole time Director of the Company for a further period of five years with effect from 26th January, 2025 subject to approval of the shareholders of the Company, in terms of Sections 197, 198, Schedule V and any other applicable provisions of the Companies Act, 2013, at the terms and conditions as set out below:

Remuneration :

- a) Salary: Rs. 3,20,000/- (Rupees Three lacs Twenty Thousand only) per month.
- b) HRA : Rs. 1,60,000/- (Rupees One lac Sixty Thousand only) per month.
- c) Other Allowance : Rs. 1,55,195/- (Rupees One lac Fifty-Five Thousand One Hundred Ninety-Five only) per month
- d) Perquisites : Classified into three categories - A, B and C.

Part A

- a) Medical Reimbursement: At actuals in India and Overseas for self and Parent.
- b) Leave Travel Allowance: As per the rules of the Company.
- c) Insurance : As per the rules of the Company.
- d) Club fees: Fees of Clubs subject to maximum of two clubs. This will not include admission and life membership fees.

Part B

- a) Gratuity as per the rules of the Company.
- b) Contribution to the Provident Fund, Superannuation Fund or Annuity Fund as per the rules of the Company.
- c) Encashment of leave as per the rules of the Company.

Part C

- a) Car: Provision of car for use on Company's business will not be considered as perquisites. However, use of car for personal purpose will be billed by the Company to Mr. Bikramjit Nag.
- b) Telephone: Company will reimburse the expenses in connection with telephone at residence and mobile connections used for official purpose as per the rules of the Company.

Commission: In addition to Salary, Perquisites and other allowances, one percent commission based on the Net Profits of the Company computed in the manner laid down in Section 198 of the Companies Act, 2013, or any statutory modification or enactment thereof.

Apart from the aforesaid remuneration, he will be entitled to reimbursement of all expenses incurred in connection with the business of the Company.

The appointee shall not be entitled to any sitting fees for Board / Committee meetings.

The said perquisites and allowances shall be evaluated, wherever applicable, as per the provisions of Income Tax Act, 1961 or any rules thereunder or any statutory modifications or re-enactment thereof; and in the absence of any such rules, perquisite and allowances shall be evaluated at actual cost. The Company's contribution to Provident Fund, Superannuation or Annuity Fund, to the extent these singly or together are not taxable under the Income Tax law, gratuity payable and encashment of leave shall not be included for the purpose of computation of the overall ceiling of remuneration.

The terms and conditions of the said appointment and / or agreement are subject to provisions of Sections 196, 197 and other applicable provisions if any, of the Companies Act, 2013 ("The Act") read with Schedule V to the Act and the Companies (Appointment and Remunerations of Managerial Personnel) Rules, 2014 including any statutory modifications or enactments thereof from time to time and may be altered and varied from time to time by the Board/ Committee as it may in its discretion deem fit within the maximum amount of remuneration payable in accordance with the applicable rules and regulations.

No other Directors, Key Managerial Personnel or their relatives, except Mr. Bikramjit Nag in his personal capacity is concerned or interested, financially or otherwise, in the proposed resolution.

The above may be treated as an abstract of the terms of contract between the Company and Mr. Bikramjit Nag.

The board recommends the Special Resolution set forth in item no. 5 for the approval of the members of the Company.

ITEM NO. 6

Mr. Arup Kumar Banerjee (DIN: 00336225), aged 72 years, was reappointed as Executive Vice Chairman of the Company for a period of two years w.e.f. 30th July, 2023 and the same was approved by the shareholders of the Company.

The remuneration paid to Mr. Banerjee during the financial year 2023-2024 exceeded the limits prescribed in the provisions of Section 197, 198 read with Schedule V to the Companies Act, 2013 due to inadequate profit of the Company for the year ended 31st March 2024 by Rs. 12165682/-.

Considering, his vast experience and association with the Company and based on the recommendation of Nomination and Remuneration Committee of the Company, the Board of Directors of the Company, decided to waive recovery of the excess managerial remuneration of Rs. 12165682/- as was paid to him during the financial year 2023-2024 and the resolution for such waiver for recovery of the said excess managerial remuneration is proposed for your approval. The Company is not in default of payment to any bank, financial institution or any other secured creditor. The Company does not have any debenture holder.

Information pertaining to Section II in Part II of Schedule V of the Act are as follows :
I. General Information:

(1) Nature of industry:

The Company is at present engaged interalia in the business of manufacturing of

- a. Spirit, Spirituous beverages, Allied products and
- b. Marine Products.

(2) Date or expected date of commencement of commercial production:

The Company was incorporated on 19th February, 1982. It commissioned its commercial production in the year 1982.

(3) In case of new Companies, expected date of commencement of activities as per project approved by financial institutions appearing in the prospectus:

Not applicable

(4) Financial performance based on given indicators:

(₹ in Lakhs)

Particulars	2023-2024
Revenue from operations (Net)	92,987
Other income	1,787
Sub-total	94,774
Total Expenditure (Before interest and depreciation)	93,916
PBDIT	858
PBDIT%	1
Profit After Tax	(1145)

(5) Foreign investments or collaborations, if any : None

II. Information about the appointee:

(1) Mr. Arup Kumar Banerjee (DIN: 00336225), an Honours Graduate in Commerce and Diploma in Business Management from IIM Calcutta is having experience of more than 50 years in the industry. Before joining the Company in the year 1995 he worked with IFB Industries Limited in various positions. He has made several significant contributions to the Company's growth and implemented investment plans and business strategies.

(2) Past remuneration: Rs. 2.47 Crores per annum as on 31st March, 2023.

(3) Recognition or awards: Nil

(4) Job profile and his suitability: He is entrusted with the management of the whole of the affairs of the Company, subject to the superintendence, control and direction of the Board.

(5) Remuneration proposed: As set out in Item No. 6 of the Notice of the Annual General Meeting.

(6) Comparative remuneration profile with respect to industry, size of the company, profile of the position and person (in case of expatriates the relevant details would be with respect to the country of his origin): His remuneration is in line with that drawn by his peers in Industry.

(7) Pecuniary relationship directly or indirectly with the Company, or relationship with the managerial personnel, if any: Not Applicable.

III. Other information:

(1) Reasons for inadequate profits:

The Company's Earnings Before Interest, Depreciation, Taxation and other Amortisations ("EBIDTA") are positive. However, the profits are inadequate on account of:

- a. Increase in the input prices which could not be passed on to the consumer, subscription to the electoral Bonds and sharp increase in the prices of IML products which reduced the volumes.
- b. the Company's Marine processing plant was closed for renovation/modernization and was operational from Oct 2023. Marine exports registered a substantial revenue degrowth of 30% due to closure of processing plant.

(2) Steps taken or proposed to be taken for improvement:

The Company has initiated action to ensure improve margins through better procurement of its key materials like non edible rice, shrimps etc, tight control on the overheads and ensure full capacity utilisation.

(3) Expected increase in productivity and profits in measurable terms:

Production and sales are expected to increase in Alcohol Division. We also expect better volume and margin in Marine Segment.

However, it is difficult to forecast any profit numbers under the current situation.

IV. Disclosures:

The required disclosures are given in the Report on Corporate Governance annexed to the Directors' Report.

No other Directors, Key managerial personnel or their relatives, except Mr. Arup Kumar Banerjee in his personal capacity is concerned or interested, financially or otherwise, in the proposed resolution.

The board recommends the Special Resolution set forth in item no. 6 for the approval of the members of the Company.

ITEM NO. 7

Mr. Amitabha Mukhopadhyay (60) was the erstwhile Managing Director & CEO of the Company. Mr. Mukhopadhyay joined the Company on 1st November, 2021 for a period of 3 years. However, Mr. Mukhopadhyay resigned on 11th April, 2024 due to his personal health reason.

The remuneration paid to Mr. Mukhopadhyay during the financial year 2023-2024 exceeded the limits prescribed in the provisions of Section 197, 198 read with Schedule V to the Companies Act, 2013 due to inadequate profit of the Company for the Financial year ended 31st March 2024 by Rs. 4517815/-.

Considering, his vast experience and on the recommendation of Nomination and Remuneration Committee of the Company, the Board of Directors of the Company, decided to waive recovery of the excess managerial remuneration of Rs. 4517815/- as was paid to him during the financial year 2023-2024 and the resolution for such waiver for recovery of the said excess managerial remuneration is proposed for your approval. The Company is not in default of payment to any bank, financial institution or any other secured creditor. The Company does not have any debenture holder.

Information pertaining to Section II in Part II of Schedule V are as follows:

I. General Information:

(1) Nature of industry:

The Company is at present engaged interalia in the business of manufacturing of

- a) Spirit, Spirituous beverages, Allied products and
- b) Marine Products.

(2) Date or expected date of commencement of commercial production:

The Company was incorporated on 19th February, 1982. It commissioned its commercial production in the year 1982.

- (3) In case of new Companies, expected date of commencement of activities as per project approved by financial Institutions appearing in the prospectus: Not applicable
- (4) Financial performance based on given indicators:

(₹ in Lakhs)	
Particulars	2023-2024
Revenue from operations (Net)	92,987
Other income	1,787
Sub-total	94,774
Total Expenditure (Before interest and depreciation)	93,916
PBDIT	858
PBDIT%	1
Profit/(Loss) After Tax	(1145)

- (5) Foreign investments or collaborations, if any: None

II. Information about the appointee:

- (1) Background details: Mr. Mukhopadhyay, (DIN: 01806781), has worked as Group CFO for leading Indian groups for almost two decades. In a career spanning over three decades, mostly divided between Tata Group and Thermax, held leadership roles in corporate finance, M&A and corporate strategy.
- (2) Past remuneration: Rs. 1.54 cr. per annum as on 31st March, 2023.
- (3) Recognition or awards: Nil
- (4) Job profile and suitability: He was the Managing Director & CEO of the Company. He with his vast experience was competent to handle the job.
- (5) Remuneration proposed: As set out in Item No.7 of the Notice of the Annual General Meeting.
- (6) Comparative remuneration profile with respect to industry, size of the company, profile of the position and person (in case of expatriates the relevant details would be with respect to the country of his origin): His remuneration is in line with that drawn by his peers in Industry.
- (7) Pecuniary relationship directly or indirectly with the Company, or relationship with the managerial personnel, if any: None.

III. Other information:

(1) Reasons for inadequate profits:

The Company's Earnings Before Interest, Depreciation, Taxation and other Amortisations ("EBIDTA") are positive. However, the profits are inadequate on account of

- a) Increase in the input prices which could not be passed on to the consumer, subscription to the electoral bonds and sharp increase in the prices of IML products which reduced the volumes.
- b) the Company's Marine processing plant was closed for renovation/modernization and was operational from Oct 2023. Marine exports registered a substantial revenue degrowth of 30% due to closure of processing plant.

(2) Steps taken or proposed to be taken for improvement:

The Company has initiated action to ensure improve margins through better procurement of its key materials like non edible rice, shrimps etc, tight control on the overheads and ensure full capacity utilisation.

(3) Expected increase in productivity and profits in measurable terms:

Production and sales are expected to increase in Alcohol Division. We also expect better volume and margin in Marine Segment.

However, it is difficult to forecast any profit numbers under the current situation.

IV. Disclosures:

The required disclosures are given in the Report on Corporate Governance annexed to the Directors' Report.

No other Directors, Key managerial personnel or their relatives, except Mr. Amitabha Mukhopadhyay in his personal capacity is concerned or interested, financially or otherwise, in the proposed resolution.

The Board recommends the Special resolution set forth in Item No. 7 for approval of the members of the Company.

By the Order of the Board

Registered Office:

Plot No. IND-5, Sector - 1
East Calcutta Township, Kolkata - 700 107
CIN: L01409WB1982PLC034590
Email: complianceifbagro@ifbglobal.com
Website: www.ifbagro.in
Date: 28th May, 2024

Kuntal Roy
Company Secretary
(Membership No:- ACS 36912)

Details of the Director seeking appointment/ reappointment in Annual General Meeting (in pursuance of Clause 36(3) of the SEBI (Listing Obligations and Disclosure Requirements) Regulations, 2015 & Secretarial Standards-2 issued by the Institute of the Company Secretaries of India:-

Name of Director	Mr. Bikramjit Nag	Mr. Arup Kumar Banerjee	Dr. Janardan Anna Gore
DIN	00827155	00336625	05268895
Date of birth	27.09.1973	23.08.1952	01.07.1972
Nationality	Indian	Indian	Indian
Date of appointment	14.10.1997	28.07.2001	28.05.2024
Qualification	BBA from Richmond College, U.K	B.COM (Hons.), Diploma in Business Management from IIM Calcutta	M. Sc., Ph. D. in Microbiology
Experience in functional areas	28 years of enriched experienced in Strategic Business Management, controls, planning, strategic decision making, etc.	Business Executive	45 years of working experience in - R&D, Production, Distillery- Alcohol Production- Potable and Ethanol, Fermentation, Distillation, ENA Production, Alcohol based Chemicals Industry, Sugar Industry and Animal Nutrition-Feed and Feed Additive products etc.
Relationship with other Directors	Not related to any Director	Not related to any Director	Not related to any Director
Shareholding in the Company including shareholding as a beneficial owner	1000	NIL	NIL
List of directorships held in other listed companies	IFB Industries Ltd	NIL	NIL
Committee membership in other listed companies	NIL	NIL	NIL
Listed entities from which the Person has resigned in the last three years.	NIL	NIL	NIL
Skills and Capabilities required for the role and the manner in which the proposed person meets the requirements.	NA	NA	<p><u>Skills and capabilities required:-</u></p> <p>Industry Knowledge, Technical skills, Experience and competence in relation to Company's Business</p> <p><u>Manner in which proposed person meets requirements:-</u></p> <p>Dr. Gore, has 45 years of working experience in the overall functioning of a distillery Alcohol segment. His overall knowledge and experience will help in functioning the Company.</p>

Boards' Report with Management Discussion and Analysis

To the Members,

The Board of Directors present the Company's Forty-Second Annual Report of the Company together with the Audited Financial Statements for the financial year ended 31st March, 2024.

Financial Results & Performance Review

The financial results for the year and for the previous year are summarized below:

Particulars	Standalone		Consolidated	
	Year Ended 31.3.2024	Year Ended 31.3.2023	Year Ended 31.3.2024	Year Ended 31.3.2023
Revenue from Operations (Gross)	137,792	1,57,065	137,968	1,57,084
Less: Excise Duty	44,805	32,419	44,805	32,419
Revenue from Operations (Net)	92,987	1,24,646	93,163	1,24,665
Other Income	1,787	1,537	1,847	1,560
Total Revenue	94,774	1,26,183	95,010	1,26,225
Profits prior to finance charges and depreciation (EBIDTA)	858	9,024	798	8,858
Less: Finance Charges	150	184	162	202
Depreciation & Amortisation	2,134	1,874	2,135	1,877
Profit/(Loss) Before Tax & Exceptional Items	(1,426)	6,966	(1,499)	6,779
Less: Exceptional Items	410	-	-	-
Profit/(Loss) Before Tax	(1,836)	6,966	(1,499)	6,779
Less: Tax Expenses	(691)	1,866	(691)	1,866
Profit/(Loss) After Tax	(1,145)	5,100	(808)	4,913
Other Comprehensive Income	1,258	(182)	1,246	-192
Total Comprehensive Income	113	4,918	438	4,721

Consolidated figure includes standalone figures and figures of the Wholly Owned Subsidiaries namely IFB Agro Marine (FZE) and IFB Agro Holdings Pte Ltd. for the financial year ended 31st March, 2024.

Standalone

During the year under review your Company has recorded net operational revenue of ₹ 92,987 lakhs (as against ₹ 1,24,646 lakhs in 2022-23) recording a decrease of 25% compared to previous year.

Operational profit (EBITDA) declined to ₹ 858 lakhs in 2023-24 (as against profit of ₹ 9,024 lakhs in 2022-23).

Your Company incurred a loss before tax of ₹ 1,836 lakhs (as against profit of ₹ 6,966 lakhs in 2022-23) and net loss of ₹ 1,145 lakhs (as against profit of ₹ 5,100 lakhs in 2022-23).

Consolidated

Net Revenue from Operations on consolidated basis decreased from ₹ 1,24,665 lakhs to ₹ 93,163 lakhs, a decrease of 25 % compared to previous year. Profit before depreciation, finance cost and tax on consolidated basis declined to ₹ 798 Lakhs in 2023-24 as against profit of ₹ 8,858 Lakhs in 2022-23.

During the year under review, India Ratings and Research (IND-Ra) has maintained your Company's Long Term issuer rating to 'INDA+'.

Your Company operates in two segments: (1) Spirit, Spirituous Beverages and allied products and (2) Marine Products.

Spirit, Liquor and Spirituous Beverages:

Financial year 2023-24 was a very challenging and a tough year for the company which witnessed rising input cost and tough competition.

The distillery operation of the Company got impacted due to unprecedented rise in the prices of input raw material because of the increased demand from the Ethanol manufacturers, which could not be passed on to the consumers. The supply of Extra Neutral Alcohol (ENA) in the state is now more than the demand. Absence of import fee on ENA from other states along with high input cost has put the margins under pressure. All major states in India, in order to protect their State distilleries has levied an Import Fee, unlike West Bengal, where there is no Import Fee but levies duties on Export of ENA, which has made distilleries in Bengal on a disadvantageous position in comparison to the distilleries situated in the neighboring states. Many representations have been made to the Excise Department and letters have been written to the Hon'ble Chief Minister, West Bengal.

Indian Made Liquor (IML) business witnessed a sharp decline in volume in the industry during the year as there has been a sharp increase in the prices by 30%(MRP). This abnormal increase in the prices of the Indian Made Liquor was made effective from January 2023 by the West Bengal Excise which led to sharp decrease in the demand, as the same has been made unaffordable for the people at the bottom of the pyramid. The Company has made representation to the Excise Department of West Bengal to reconsider such exorbitant increase in prices. Decline in volume, increase in the input cost and frequent changes in the Excise Policy (viz. introduction/appointment of distributors etc) has impacted the business.

The business continues to face issues as reported earlier and in order to maintain the continuity of the business and to protect the interest of all the stakeholders, the Company paid Rs. 50.0 Crs towards subscription of the Electoral Bonds during the year.

Marine Products:

Internationally demand supply situations has become adverse as consumption of shrimp has become stagnant but supply has gone up significantly. This is mainly due to increase in shrimp production in Ecuador which has increased to 1.40 Million Tons Only 7 years back it was 0.40 Million Tons. As a consequence, shrimp prices have dropped by almost 15% over last year. Non-availability of raw shrimp in West Bengal for almost 6-7 month in a year has made it impossible to synchronize buying and selling. In West Bengal, earlier Crop was available for 8-9 months and in current year the same was available for only 4 months as farmers have restricted themselves from second cropping due to decline in the demand and prices.

During the year Company's Marine processing plant which was closed for renovation/modernization, was operational from Oct 2023 with enhanced capacity. Marine exports registered a substantial revenue degrowth of 30% due to closure of processing plant and stiff competition in export market.

Marine aqua feed business revenue declined by 36% due to decreasing trend in Shrimp culture in West Bengal. As compared to Q4 of last year, shrimp culture in West Bengal has de-grown by almost 44%. The Company's own branded Fish Feed, "Neutrisigma" and "Neutrafeed" are well accepted and witnessed a revenue growth of 51%. The Company has undertaken various initiatives like field trials, farmer training, R&D etc in the segment to establish itself as a strong player by providing good quality feed to the farmer. The company continues with its restrictive credit policy.

Marine domestic food business has de-grown by 15%, due to lower sale in HORECA segment. The Company continues to invest in this business in terms of product innovation, marketing and infrastructure.

The Wholly Owned Subsidiary, IFB Agro Marine (FZE), in Sharjah Airport International Free Zone, Sharjah, United Arab Emirates could not make much progress in its business. Efforts are being made to strengthen the trading operation in international market. A new subsidiary was incorporated in Singapore to act as a holding company for step down subsidiary in Vietnam. The company proposes to set up a value added sea food manufacturing project in Vietnam in a capex light model by investment in some key machineries to be installed in a third party plant in Vietnam. The project is expected to start the operations from December 2024.

OUTLOOK, OPPORTUNITIES, THREATS AND CONCERNS

The current financial year will be a year of challenges for the Alcohol business of the Company. With setting up of excess capacity of ENA in the State along with increased demand of the non-edible grain by the Ethanol plants, margin in Distillery is likely to be impacted due to excess supply, increase in the prices of non-edible grain. Similarly, the abnormal increase in the prices of the Indian Made Indian Liquor from January 2023 by the Excise will have huge impact on the demand, as the same has been made unaffordable for the people at the bottom of the pyramid.

In order to strengthen its position in the fish feed segment, the Company had decided to set up a Fish Feed manufacturing facility at Balasore, Odisha. There has been an increase in the project cost, hence the project is being re-evaluated with various options like putting both the shrimp feed and fish feed line in the project to make it sustainable. The company continues to look for the opportunities for investment outside West Bengal for its future growth.

During 2024-25, efforts will be to ensure improved margins and better returns on capital employed through better procurement of its key materials like non edible rice, shrimps etc and tight control on the overheads. The company is focused on its resource allocation and is looking for expansion by way of capital investment in Marine business.

Your Company is continuing its efforts to attain further efficiencies by process/technological improvements, reduction of wastages and optimal use of human resources in all the divisions.

RISK MANAGEMENT

The Board has adopted a risk management policy whereby a proper framework is set up to identify, evaluate business risks and threats. This framework seeks to create transparency, minimize adverse impact on the business objectives and enhance the Company's competitive advantage. The Board of Directors at its meeting dated 9th August, 2021 has constituted a Risk Management Committee pursuant to the requirement of Regulation 21 of SEBI (Listing Obligation & Disclosure Requirement), Regulations, 2015.

Appropriate structures are in place to proactively monitor and manage the inherent risks in businesses with unique/ relatively high-risk profiles.

MATERIAL CHANGES AND COMMITMENTS, IF ANY, AFFECTING THE FINANCIAL POSITION OF THE COMPANY WHICH HAVE OCCURRED BETWEEN THE END OF THE FINANCIAL YEAR OF THE COMPANY TO WHICH THE FINANCIAL STATEMENTS RELATE AND THE DATE OF THE REPORT

There has been no material changes and commitments that have occurred after the closure of the year till the date of this Report, which affect the financial position of the Company.

CHANGE IN THE NATURE OF BUSINESS OF THE COMPANY

During the year under review, there is no change in the nature of the business operations of the Company.

SIGNIFICANT AND MATERIAL ORDERS PASSED BY THE REGULATORS OR COURTS

There were no significant and material orders passed by the Regulators/ Courts/ Tribunals which would impact the going concerns status of the Company and its future operations.

DIVIDEND

In order to conserve resources for the further expansion and working capital requirements, your Directors have decided not to recommend any dividend for the financial year under review.

TRANSFER TO RESERVE

The Company does not propose to transfer any amount to Reserve.

NUMBER OF BOARD MEETINGS

The Board of Directors duly met six times during the financial year from 01 April 2023 to 31 March 2024. The dates on which the meetings were held are as follows :

24th April, 2023, 30th May, 2023, 14th August, 2023, 3rd November, 2023, 13th February, 2024 and 29th March, 2024.

ANNUAL RETURN

Pursuant to Section 92 (3) of the Companies Act, 2013 read with Section 134(3)(a) of the Act read with the Companies (Management & Administration) Amendment Rules, 2020, the Annual Return for the Financial Year 2023-2024 in the prescribed format is available at the Company's Official website at the weblink: <https://www.ifbagro.in>.

DIRECTORS

Mr. Bijon Bhushan Nag, (DIN 00756995), the Founder and Chairman of the Company, passed away on 28th January, 2024. Mr. Nag, an eminent technocrat in the truest sense, a visionary industrialist, played a pivotal role in the formation and growth of the Company. His leadership and foresightedness has immensely contributed in the growth of the Company. The Company has been immensely benefitted from his diverse knowledge in different fields which interalia includes Automobile, Engineering, Home Appliances, Agro based Industry.

Your Directors express their sincere condolences on the demise of Mr. Bijon Bhushan Nag and place on record their deep appreciation for his legendary stewardship of the Company since inception.

The Board of Directors of your Company on the recommendation of the Nomination & Remuneration Committee redesignated and appointed Mr. Bikramjit Nag as Chairman of the Company w.e.f 13th February, 2024 till 25th January, 2025 and the same was approved by the shareholders of the Company through postal ballot dated 27th April, 2024.

The Board of Directors in its meeting held on 28th May, 2024, considered the recommendations of the Nomination and Remuneration Committee, and re-appointed Mr. Bikramjit Nag subject to the approval of members in the ensuing Annual General Meeting as Chairman and Whole time Director of the Company for a further period of 5 (Five) years with effect from 25 January 2025. Mr. Bikramjit Nag fulfils the conditions specified in the Act and the Rules thereunder and is not debarred to hold the office of Director pursuant to any order of SEBI or any other authority. Details with regard to his appointment has been annexed in Annexure-A in compliance with Regulation 36(3) of the SEBI (Listing Obligations & Disclosure Requirements) Regulations, 2015 read with the Secretarial Standard on General Meetings (SS-2) issued by the Institute of Company Secretaries of India (ICSI) to the Notice convening the ensuing AGM.

Mr. Arup Kumar Banerjee, has been reappointed as Executive Vice Chairman of the Company for a further period of 2(two) years w.e.f 30th July, 2023 liable to retire by rotation.

Mr. Amitabha Mukhopadhyay, Managing Director & CEO tendered his resignation from the Board of Directors of the Company due to personal health reason w.e.f 11th April, 2024.

Dr. Janardan Anna Gore (DIN 05268895) was appointed as a Non-Executive Independent Director on the Board of Directors of the company with effect from 28th May, 2024 for a term of three (3) consecutive years subject to approval of the shareholders at the ensuing AGM. Dr. Gore, Independent Director of your Company has submitted to the Board of Directors of your company that he meets the criteria of Independence as laid down in Section 149(6) of the Companies Act, 2013 read with Regulations 16(1)(b) and 25(8) of the Listing Regulations and there is no change in his status of Independence and have also confirmed that he is not aware of any circumstance or situation which exists or may be reasonably anticipated that could impair or impact his ability to discharge duties. Dr. Gore fulfils the conditions specified in the Act and the Rules thereunder and is not debarred to hold the office of Director pursuant to any order of SEBI or any other authority. Details with regard to his appointment has been annexed in Annexure-A in compliance with Regulation 36(3) of the SEBI (Listing Obligations & Disclosure Requirements) Regulations, 2015 read with the Secretarial Standard on General Meetings (SS-2) issued by the Institute of Company Secretaries of India (ICSI) to the Notice convening the ensuing AGM.

Mr. Arup Kumar Banerjee (DIN 00336225), Executive Vice Chairman retires by rotation at the ensuing Annual General Meeting and being eligible, offers himself for re-appointment.

Necessary details with regard to the appointment has been annexed in Annexure-A in compliance with Regulation 36(3) of the SEBI (Listing Obligations & Disclosure Requirements) Regulations, 2015 read with the Secretarial Standard on General Meetings (SS-2) issued by the Institute of Company Secretaries of India (ICSI) to the Notice convening the ensuing AGM.

Appropriate resolutions seeking the appointment/reappointment of directors and requisite details as per Section 102 of the Companies Act, 2013 is appearing in the Notice convening the ensuing Annual General Meeting of the Company.

KEY MANAGERIAL PERSONNEL

Mr. Bijon Bhushan Nag, the Founder and Chairman of the Company passed away on 28th January, 2024.

Mr. Kuntal Roy has been appointed as Company Secretary and Compliance Officer of the Company with effect from 1st June, 2023 in place of Mr. Ritesh Agarwal, erstwhile Company Secretary and Compliance Officer.

Mr. Amitabha Mukhopadhyay, Managing Director & CEO tendered his resignation from the Board of Directors of the Company due to personal health reason w.e.f 11th April, 2024.

Apart from the above, there is no other change in KMP of the Company.

DECLARATION BY INDEPENDENT DIRECTORS

The Company has received necessary declaration from each Independent Director under Section 149(7) of the Companies Act, 2013, that he / she meets the criteria of independence laid down in Section 149(6) of the Companies Act, 2013 and Regulation 16(1)(b) and Regulation 25 of the Listing Regulations. The declarations were noted by the Board at its meeting held on 28th May, 2024. The Independent Directors of your Company have confirmed that they are independent of management and are not aware of any circumstance or situation, which could impair or impact their ability to discharge duties with an objective independent judgement and without any external influence. Necessary confirmations were also taken from the afore-mentioned Independent Directors in compliance with Rule 6 Sub Rule 3 of the Companies (Appointment and Qualification of Directors) Amendment Rules, 2014 as amended thereto.

ANNUAL EVALUATION OF BOARD'S PERFORMANCE

The Company has devised a formal process for annual evaluation of performance of the Board, its Committees and Individual Directors ("Performance Evaluation") which includes criteria for performance evaluation of Non-Executive Directors and Executive Directors as laid down by the Nomination and Remuneration Committee and the Board of Directors of the Company.

The evaluation of the Board, its Chairman, individual Directors and Committees of the Board was undertaken in compliance with the provisions of Section 134(3)(p) and Schedule IV of the Companies Act, 2013 read with SEBI (Listing Obligations and Disclosure Requirements), Regulations 2015.

According to Regulation 25(3) of SEBI (Listing Obligations and Disclosure Requirements) Regulations, 2015 and Schedule IV of the Companies Act, 2013, a meeting of the Independent Directors was held on 29th March, 2024, to review the performance of the Non-Independent Directors, Chairman and the Board as a whole.

In the Board meeting held dated, May 28th 2024, the performance of the Board, its Committees and individual Directors was also discussed. Performance evaluation of Independent Directors was done by the entire Board, excluding the Independent Director being evaluated.

FAMILIARISATION PROGRAMME FOR INDEPENDENT DIRECTORS

To familiarize the Independent Directors with the strategy, operations and functions of our company, the executive directors/ senior managerial employees make presentation to the Independent Directors about the company's strategy, operations, product and service offerings, markets, finance, quality etc. Independent Directors are also visiting factories and branch offices to familiarise themselves with the operations of the company and to offer their specialized knowledge for improvement of the performance of the company.

Further, at the time of appointment of an Independent Director, the Company issues a formal letter of appointment outlining his/her role, function, duties and responsibilities as a director. The format of the letter of appointment is available at our website <https://www.ifbagro.in>.

DIRECTORS' RESPONSIBILITY STATEMENT

Pursuant to the provisions of Section 134(5) of the Companies Act 2013, your Directors state that:

- a. in the preparation of the annual accounts, the applicable accounting standards had been followed along with proper explanation relating to material departures;
- b. the Directors had selected such accounting policies and applied them consistently and made judgments and estimates that are reasonable and prudent so as to give a true and fair view of the state of affairs of the Company as at 31.03.2024 and of the loss of the Company for that period;
- c. the Directors had taken proper and sufficient care for the maintenance of adequate accounting records in accordance with the provisions of this Act for safeguarding the assets of the Company and for preventing and detecting fraud and other irregularities;
- d. the Directors had prepared the annual accounts on a going concern basis;
- e. the Directors had laid down internal financial controls to be followed by the Company and that such internal financial controls are adequate and were operating effectively; and

- f. the Directors had devised proper systems to ensure compliance with the provisions of all applicable laws and that such systems were adequate and operating effectively.

REMUNERATION POLICY

A Nomination and Remuneration Policy has been formulated pursuant to the provisions of Section 178 and other applicable provisions of the Companies Act, 2013 and rules thereto and Regulation 19 of the SEBI (Listing Obligations and Disclosure Requirements) Regulations, 2015 stating therein the Company's policy on Directors'/Key Managerial Personnel/other employee's appointment and remuneration by the Nomination and Remuneration Committee and approved by the Board of Directors. As part of the policy, the Company strives to ensure that the level and composition of remuneration is reasonable and sufficient to attract, retain and motivate Directors / KMPs of the quality required to run the company successfully.

The said policy may be referred to, at the Company's official website at <https://www.ifbagro.in>.

DEPOSITS

Your Company did not accept any deposits from the public / members under Section 73 of the Companies Act, 2013 read with Companies (Acceptance of Deposit) Rules, 2014 during the year under review. There is no outstanding balance as on 31st March 2024.

SECRETARIAL AUDITOR

The provisions of Section 204 read with Section 134(3) of the Companies Act, 2013 mandates Secretarial Audit of the Company. The Board in its meeting held on 13th February, 2024, appointed Mr. A.K. Labh, proprietor of M/s A K Labh & Co., Practicing Company Secretary (Certificate of Practice No. 4848) as the Secretarial Auditor of the Company.

The Secretarial Auditors' Report for the financial year ended 31st March 2024 is given in **Annexure I**, which forms part of this report.

Your Board has the pleasure in confirming that no qualification, reservation, adverse remark or disclaimer has been made by the Company Secretary in Practice in his Report issued to the members of the Company.

ENERGY, TECHNOLOGY & FOREIGN EXCHANGE

As required under Section 134(3) (m) of the Companies Act, 2013, read with rules made there under, the information relating to Conservation of Energy, Technology Absorption and Foreign Exchange earnings & outgo is given in **Annexure II** which forms a part of this Report.

REMUNERATION RATIO OF THE DIRECTORS / KEY MANAGERIAL PERSONNEL (KMP) / EMPLOYEES:

The information required pursuant to Section 197 read with Rule 5(2) and 5(3) of The Companies (Appointment and Remuneration of Managerial Personnel) Rules, 2014 and Companies (Particulars of Employees) Rules, 1975, in respect of employees of the Company and Directors is given in **Annexure III** which forms part of this Report. The statement showing the names of the top ten employees in terms of remuneration drawn and other particulars of employees employed throughout the year and in receipt of remuneration of Rs. 1.02 crore or more per annum and employees employed for part of the year and in receipt of remuneration of Rs. 8.5 lacs or more per month, as required under Section 197(12) of the Companies Act, 2013, read with Rule 5(2) and 5(3) of the Companies (Appointment and Remuneration of Managerial Personnel) Rules, 2014, forming part of this report and is available on the website of the Company at www.ifbagro.com.

In terms of Section 136 of the Act, the said Annexure is open for inspection and any member interested in obtaining a copy of the same may write to the Company to e-mail id: complianceifbagro@ifbglobal.com.

PARTICULARS OF LOANS, GUARANTEES OR INVESTMENTS

The particulars of loans, investments or guarantees covered under are given in the Notes to Financial Statements.

HUMAN RESOURCES

For the development of the human resources, number of training programmes were organized during the year. Internal personnel as well outside faculty members undertook these programmes. Your Company plans to organize more such training programmes for the overall development of its people. Total number of employees in the Company stood at 426 as on 31st March 2024.

PREVENTION OF SEXUAL HARASSMENT

In compliance with the Sexual Harassment of Women at Workplace (Prevention, Prohibition and Redressal) Act, 2013 and the rules made thereunder, your Company has in place a Policy for prevention of Sexual Harassment of Woman at Workplace. Your Company

had constituted an Internal Complaints Committee. The Prevention of Sexual Harassment Policy is available on the company's website. All women employees were made aware of the Policy and the manner in which complaints could be lodged.

During the year under review the Committee has not received any complaint.

INSOLVENCY AND BANKRUPTCY CODE

The Company has neither made any application nor any application is pending under the Insolvency and Bankruptcy Code, 2016 (31 of 2016), hence the requirement to disclose the details of application made or any proceeding pending under Insolvency and Bankruptcy Code, 2016 (31 of 2016) during the year along with their status as at the end of the Financial year is not applicable.

WEBSITE OF THE COMPANY

The Company maintains a website www.ifbagro.in where detailed information of the Company and its products are provided.

AUDIT COMMITTEE

The composition and terms of reference of the Audit Committee has been furnished in the Corporate Governance Report forming part of this Annual Report. The Board has accepted the recommendations of the Audit Committee.

VIGIL MECHANISM

In pursuant to the provisions of Section 177(9) & (10) of the Companies Act, 2013 read with Regulation 22 of SEBI (LODR), a Vigil Mechanism for Directors and employees to report genuine concerns have been established. During the year under review, none of the Directors / employees / business associates/ vendors was denied access to the Chairman of the Audit Committee. The said policy may be referred to, at the Company's official website at the weblink: https://www.ifbagro.in/assets/pdf/Whistle_Blower_Policy.pdf

INTERNAL FINANCIAL CONTROL SYSTEMS

Your Company has in place adequate internal control procedures which is commensurate with the size and nature of business. Detailed procedural manuals are in place to ensure that all the assets are safeguarded, protected against loss and all transactions are authorized, recorded and reported correctly. Further such controls have been tested during the year and no reportable material weakness in the design or operation was observed. Nonetheless your Company recognizes that any internal financial control framework, no matter how well designed, has inherent limitations and accordingly, regular audit and review processes ensure that such systems are reinforced on an ongoing basis.

Your Company has in place adequate internal financial controls with reference to the Financial Statements. Such controls have been tested during the year and no reportable material weaknesses in design or operation was observed. The Internal Financial Control systems and procedures and their effectiveness are reviewed and monitored on a regular basis.

An independent Internal Audit function carries out risk focused audits across all business. The Audit Committee of the Board reviews Internal Audit findings on risk and provides strategic guidance on internal controls.

LISTING WITH STOCK EXCHANGES

The Equity shares of the Company is listed with the BSE Limited and National Stock Exchange of India Limited and the Company has paid the Annual listing fee for the year 2024-25 to each of the said Exchanges. The Annual Custody/ issuer fee for the year 2024-25 has been paid by the Company to NSDL and CDSL.

DEMATERIALIZATION OF SHARES

95.88% of the Company's paid up Equity Share Capital is in dematerialized form as on 31st March 2024 and balance 4.12% is in physical form. The Company's Registrars are M/s C.B. Management Services Pvt. Ltd., having their registered office at P-22, Bondel Road, Kolkata- 700 019.

The paid-up share capital of the Company as at 31st March 2024 remained unchanged and it stood at Rs. 9,36,71,110. During the year under review the Company has not issued shares with differential voting rights nor has granted any stock options or sweat equity.

CORPORATE SOCIAL RESPONSIBILITY (CSR)

In terms of Section 135 and Schedule VII of Companies Act, 2013, the Board of Directors of your Company have constituted a CSR Committee. The Committee comprises of Independent Directors and Executive Director. The brief outline of the corporate social

responsibility (CSR) policy of the Company and the initiative undertaken by the Company on CSR activities during the year are set out in **Annexure IV** which forms a part of this report in the format prescribed in the Companies (Corporate Social Responsibility Policy) Rules, 2014. The said policy as amended from time to time in accordance with MCA notification may be referred to, at the Company's official website at <http://www.ifbagro.in>.

Your Company has identified the activities and accordingly projects mainly relating to a) eradicating hunger, malnutrition and sanitation b) promoting education c) promoting healthcare and safe drinking water and (d) rural development & livelihood enhancement were undertaken in line with the CSR policy. The Company made an expenditure on CSR for an amount of Rs. 126.92 Lakhs against the stipulated amount of Rs.126.09 Lakhs.

DIVIDEND DISTRIBUTION POLICY

The Board of Directors of IFB Agro Industries Limited at its meeting held on August 9, 2021 has adopted the Dividend Distribution Policy (the "Policy") pursuant to the requirements of Regulation 43A of the SEBI (Listing Obligations and Disclosure Requirements) Regulations, 2015 (the "Listing Regulations") and the same is available at the Company's website i.e., www.ifbagro.in

SUBSIDIARIES/ASSOCIATES/JOINT VENTURE COMPANIES

The Company had incorporated a Wholly Owned Subsidiary in the name and style of IFB Agro Marine (FZE), a limited liability Company in the Sharjah Airport International Free Zone, Sharjah, United Arab Emirates on 20th April, 2017. The purpose of setting up this entity is to establish a marketing and trading outfit to explore untapped markets in Middle East countries, Eastern Europe, CIS countries etc. for marine products.

During the year, the Company has incorporated another Wholly Owned Subsidiary namely IFB Agro Holdings Pte. Ltd on 20th June, 2023 at Singapore. The Company in Singapore acts as a holding company for the step-down subsidiary in Vietnam, where the company is investing for manufacturing of value added sea food products for international markets. The Company does not have any associate Companies/Joint Venture Companies.

Further, pursuant to the provisions of Section 136 of the Act, the financial statements of the Company, consolidated financial statements along with relevant documents and separate audited financial statements in respect of subsidiaries, are available on the Company's website at www.ifbagro.in

In accordance with Section 129(3) of the Companies Act, 2013, the consolidated financial statements of the company have been prepared, which forms part of this Annual Report. Further, the report on the performance and financial position of the subsidiaries in the prescribed form AOC-1 is annexed as **Annexure - V** which forms a part of this report.

RELATED PARTY TRANSACTIONS

All contracts/ arrangements/ transactions entered by the company during the financial year with related parties were in ordinary course of business and on an arm's length basis. During the year, the company had not entered into any contract / arrangement / transaction with related parties which could be considered material in accordance with the policy of the company on materiality of related party transaction which is required to be reported in Form No. AOC-2 in terms of Section 134(3)(h) read with Section 188 of the Act.

There were no materially significant related party transactions which could have potential conflict with interest of the Company at large. Your directors draw attention of members to Note no. 34 to the Standalone Financial Statements which set out related party disclosures pursuant to the requirements of IND-AS 24. As required under the Companies Act, 2013, the prescribed Form AOC-2 is annexed as **Annexure - VI** which forms a part of this report. All Related Party Transactions were placed before the Audit Committee for approval.

Your Company's Policy on Related Party Transactions, as adopted by your Board, can be accessed on the corporate website at https://www.ifbagro.in/assets/pdf/Policy_on_Related_Party_Transactions.pdf.

SIGNIFICANT CHANGES IN KEY FINANCIAL RATIOS

There were significant changes in certain key financial ratios of the Company that have changed more than 25% over previous year, which is annexed as **Annexure - VII** which forms a part of this report.

CORPORATE GOVERNANCE

Your Company attaches considerable significance to good Corporate Governance as an important step towards building investor confidence, improving investors' protection and maximizing long-term stakeholder's value. The certificate of the Auditors, M/s BSR & Co LLP, Chartered Accountants confirming compliance of conditions of Corporate Governance as stipulated under Regulation 25 of SEBI (Listing Obligations and Disclosures Requirements) Regulations, 2015 which is given as Annexure forms part of this Annual Report.

STATUTORY AUDITORS AND AUDIT REPORT

At the 37th Annual General Meeting held on 26th July, 2019 M/s. BSR & Co. LLP (Firm Registration No.: 001076N/N5000013), Chartered Accountants, were appointed as Statutory Auditors of the Company to hold office till the conclusion of the 42nd Annual General Meeting. Accordingly, M/s. BSR & Co. LLP, Chartered Accountants, will continue as Statutory Auditors of the Company till the conclusion of the 42nd Annual General Meeting. Their tenure of such appointment will expire upon conclusion of the 42nd Annual General Meeting of the Company.

The Company have received consent from the M/s. MSKA & Associates Chartered Accountants (Firm Registration No.: 105047W) to the effect that if they are appointed as Statutory Auditors, it would be in accordance with the provisions of the section 141 or other applicable provision of the Companies Act, 2013.

Based on recommendation of the Audit Committee, the Board recommends appointment of M/s. MSKA & Associates (Firm Registration No.: 105047W), Chartered Accountants as the Statutory Auditors of the Company for a term of five consecutive years from the conclusion of 42nd Annual General Meeting to the conclusion of 47th Annual General Meeting subject to approval by the Members of the Company at 42nd Annual General Meeting. Accordingly, a resolution proposing appointment of M/s. MSKA & Associates (Firm Registration No.: 105047W), Chartered Accountants as the Statutory Auditors of the Company pursuant to Section 139 of the Companies Act, 2013 forms part of the Notice of Annual General Meeting.

During the year under review, the Auditors had not reported any matter under Section 143 (12) of the Act, therefore no detail is required to be disclosed under Section 134(3) (ca) of the Act.

The Auditor's Report does not contain any qualification, adverse remark or disclaimer.

COST RECORDS

Your Company is not required to maintain Cost Records as specified by the Central Government u/s 148 (1) of the Companies Act, 2013.

SECRETARIAL STANDARDS

Company has in place proper system to ensure compliance with the provisions of the applicable Secretarial Standards issued by The Institute of Company Secretaries of India and such systems are adequate and operating effectively.

GENERAL

Your Directors state that no disclosure or reporting is required in respect of the following matters as there were no transactions on these matters during the year under review :

Neither the Managing Director nor the Whole-time Directors of the Company received any remuneration or commission from any of its subsidiaries.

There was no instance of one-time settlement with any Bank or Financial Institution.

ACKNOWLEDGEMENT

Directors take this opportunity to express their thanks to various departments of the Central and State Government, Bankers, Customers and Stakeholders for their continued support.

The Directors wish to place on record their appreciation for the dedicated efforts put in by the employees of the Company at all levels.

Cautionary Statement: Statement in the Directors' Report and Management Discussion & Analysis Report describing the Company's expectations may be forward-looking within the meaning of applicable securities laws & regulations. Actual results may differ materially from those expressed in the statement. Important factors that could influence the Company's operation include global and domestic demand and supply conditions affecting selling prices, new capacity additions, availability of critical materials and their costs, changes in government policies and tax laws.

On behalf of the Board

Registered Office:
Plot No. IND-5, Sector - 1
East Calcutta Township

Bikramjit Nag
Chairman
(DIN:00827155)

Annexure I to Board's Report

Form No. MR-3
SECRETARIAL AUDIT REPORT
FOR THE FINANCIAL YEAR ENDED 31.03.2024

[Pursuant to Section 204(1) of the Companies Act, 2013 and Rule No. 9 of the Companies (Appointment and Remuneration of Managerial Personnel) Rules, 2014]

To
The Members,
IFB Agro Industries Limited
Plot No. - IND-5, Sector-1
East Calcutta Township
Kolkata - 700107

We have conducted the secretarial audit of the compliance of applicable statutory provisions and the adherence to good corporate practices by **IFB Agro Industries Limited** having its Registered Office at Plot No.-IND-5, Sector-1, East Calcutta Township, Kolkata-700107, West Bengal (hereinafter called the Company). Secretarial Audit was conducted in a manner that provided us a reasonable basis for evaluating the corporate conducts/statutory compliances and expressing our opinion thereon.

Based on our verification of the books, papers, minute books, forms and returns filed and other records maintained by the Company and also the information provided by the Company, its officers, agents and authorized representatives during the conduct of secretarial audit, we hereby report that in our opinion, the Company has, during the audit period covering the financial year ended 31.03.2024 complied with the statutory provisions listed hereunder and also that the Company has proper Board-processes and compliance-mechanism in place to the extent, in the manner and subject to the reporting made hereinafter.

Auditors' Responsibility

Maintenance of Secretarial Records is the responsibility of the management of the Company. Our responsibility is to express an opinion on existence of adequate Board process and compliance management system, commensurate to the size of the Company, based on these secretarial records as shown to us during the said audit and also based on the information furnished to us by the officers' and the agents of the Company during the said audit.

We have followed the audit practices and processes as were appropriate to the best of our understanding to obtain reasonable assurance about the correctness of the contents of the secretarial records. The verification was done on test basis to ensure that correct facts are reflected in secretarial records. We believe that the processes and practices, we followed, provide a reasonable basis for our opinion.

We have not verified the correctness, appropriateness and bases of financial records, books of accounts and decisions taken by the Board and by various committees of the Company during the period under scrutiny. We have checked the Board process and compliance management system to understand and to form an opinion as to whether there is an adequate system of seeking approval of respective committees of the Board, of the Board, of the members of the Company and of other authorities as per the provisions of various statutes as mentioned hereinafter.

Wherever required we have obtained the management representation about the compliance of the laws, rules and regulations and happening of events, etc.

The Compliance of the provisions of Corporate and other applicable laws, rules, regulations and standards is the responsibility of the management. Our examination was limited to the verification of compliance procedures on test basis.

Our report is neither an assurance as to the future viability of the Company nor of the efficacy or effectiveness or accuracy with which the management has conducted the affairs of the Company.

We report that, we have examined the books, papers, minute books, forms and returns filed and other records maintained by the Company for the financial year ended 31.03.2024 according to the provisions of (*as amended*):

- (i) The Companies Act, 2013 (the Act) and the rules made there under;

- (ii) Secretarial Standards as issued by The Institute of Company Secretaries of India;
- (iii) The Securities Contracts (Regulation) Act, 1956 and the rules made there under;
- (iv) The Depositories Act, 1996 and the Regulations and Bye-laws framed there under;
- (v) Foreign Exchange Management Act, 1999 and the rules and regulation made there under to the extent of Foreign Direct Investment, Overseas Direct Investment and External Commercial Borrowings;
- (vi) The following Regulations and Guidelines prescribed under the Securities and Exchange Board of India Act, 1992:
 - (a) The Securities and Exchange Board of India (Substantial Acquisition of Shares and Takeovers) Regulations, 2011;
 - (b) The Securities and Exchange Board of India (Prohibition of Insider Trading) Regulations, 2015;
 - (c) The Securities and Exchange Board of India (Registrars to an Issue and Share Transfer Agents) Regulations, 1993 regarding the Companies Act and dealing with client;
 - (d) The Securities and Exchange Board of India (Listing Obligations and Disclosure Requirements) Regulations, 2015.

We further report that, having regard to the compliance system prevailing in the Company and on examination of the relevant documents and records in pursuance thereof, on test-check basis, the Company has specifically complied with the provisions of the following Act:

1. The Food Safety and Standards Act, 2006 and the rules and regulations made thereunder;
2. Legal Metrology Act, 2009 and the rules made thereunder;

to the extent of its applicability to the Company during the financial year ended 31.03.2024 and our examination and reporting is based on the documents, records and files as produced and shown to and the information and explanations as provided to us by the Company and its management and to the best of our judgment and understanding of the applicability of the different enactments upon the Company. Further, to the best of our knowledge and understanding there are adequate systems and processes in the Company commensurate with its size and operation to monitor and ensure compliances with applicable laws including general laws, labour laws, competition law, environmental laws, etc.

During the period under review the Company has complied with the provisions of the Act, Rules, Regulations, Guidelines, Standards, etc. as mentioned above.

During the period under review, provisions of the following regulations/guidelines/standards were not applicable to the Company:

- (i) The Securities and Exchange Board of India (Buy-back of Securities) Regulations, 2018;
- (ii) The Securities and Exchange Board of India (Issue and Listing of Non-Convertible Securities) Regulations, 2021;
- (iii) The Securities and Exchange Board of India (Issue of Capital and Disclosure Requirements) Regulations, 2018;
- (iv) The Securities and Exchange Board of India (Share Based Employee Benefits and Sweat Equity) Regulations, 2021; and
- (v) The Securities and Exchange Board of India (Delisting of Equity Shares) Regulations, 2021.

We further report that :

- (a) The Board of Directors of the Company is duly constituted with proper balance of Executive Directors, Non-Executive Directors and Independent Directors. The changes in the composition of the Board of Directors that took place during the period under review were carried out in compliance with the provisions of the Act.
- (b) Adequate notice is given to all directors to schedule the Board Meetings, agenda and detailed notes on agenda were sent at least seven days in advance, and a system exists for seeking and obtaining further information and clarifications on the agenda items before the meeting and for meaningful participation at the meeting.
- (c) Majority decision is carried through while the dissenting members' views, if any, are captured and recorded as part of the minutes.

- (d) There are adequate systems and processes in the Company commensurate with the size and operations of the Company to monitor and ensure compliance with applicable laws, rules, regulations and guidelines.

We further report that:

- (a) During the year under report, the Company has incorporated a Wholly Owned Subsidiary Company named IFB Agro Holdings Pte. Ltd. in Singapore to act as a Special Purpose Vehicle. Further, IFB Agro Holdings Pte. Ltd., has incorporated a Wholly Owned Subsidiary in Vietnam by the name of IFB Vietnam Company Limited during the year under report.
- (b) As informed by the management, the feature of recording audit trail (edit lot) facility has not been enabled in the accounting software used by the Company for maintaining its books of account.
- (c) The Company in general is in compliance with Regulations 3(5) and 3(6) SEBI (Prohibition of Insider Trading) Regulations, 2015 and has a Structured Digital Database in place.

For **A. K. LABH & Co.**
Company Secretaries

(CSA. K. LABH)
Practicing Company Secretary
FCS : 4848 / CPNo. : 3238
UIN : S1999WB026800
PRCN : 1038/2020
UDIN : F004848F000467497
Place : Kolkata
Dated : 28.05.2024

Annexure II to Board's Report

Statement pursuant to Section 134(3) (m) of the Companies Act, 2013 read with Companies (Accounts) Rules, 2014.

[A] CONSERVATION OF ENERGY

- a) Energy conservation measures taken:
1. Continued operation of Distillery on 'Eco Smart' multi pressure distillation technology with inbuilt multiple reboiler system. This energy efficient technology has helped in reducing of steam consumption further by about 6%.
 2. Very High Gravity fermentation process (VHG) is continued as standard operating procedure which helped to reduce the consumption of steam and water.
 3. Distillery was operated mostly on cogenerated power (90.0%). This year captive power generation decreased due to lower output from the Cogen plant on account of one turbine alternator failure for about 45 days.
 4. Jet cooking process was continued to use low pressure exhaust steam in liquefaction process, which helped to reduce heat energy consumption and resulting in reduction in fuel consumption.
 5. Fresh effort on total steam condensate recycling (100% recycling) from DDGS and new distillation unit has substantially reduced fuel and energy consumption. Also, plant has achieved 212363 CUM of water recycling during FY-2023-24 through this initiative.
 6. Overall power factor achieved > 98.1% for the distillery operation, with the help of using modern gadgets.
 7. Distillery and Marine processing units had continued use of different types of inhouse developed effective microorganism (EM) bacteria based ETP treatment process to avoid high energy intensive traditional aerobic ETP process.
- b) Steps taken for utilizing alternate sources of energy
1. Use of steam condensate for de-superheating of process steam continued leading to saving of steam and water. Total flash steam recovery was 4372 MT and 15746 CUM blowdown water was recycled back during FY-2023-24.
 2. Use of rice husk in boiler as fuel continued as a green fuel source as per availability. Operation of new husk feeding fuel handling system remains under operation as and when required.

[B] TECHNOLOGY ABSORPTION

- a) Efforts made towards technology absorption
1. Adoption and use of new variety of high temperature tolerant yeast strain to support high gravity fermentation which helped to reduce energy consumption for fermentation cooling.
 2. Introduction of new heat recovery unit (HRU) in the new DDGS dryer to pre heat boiler feed water.
 3. Replacement with IE3 grade motor in the distillery operation to ensure lower electricity consumption.
 4. Recycling of boiler ash back to fuel stream inside boiler furnace to reduce LOI (loss on ignition) of fuel.
 5. In house enzyme production to support liquefaction of starch from grain.
 6. Introduction of flash steam recovery system utilizing waste heat coming out of high-pressure boiler blowdown water as well as further preheating of boiler blow down water through application of PHE (plate heat exchanger).
 7. New reverse osmosis based (RO) Water treatment system was put under regular operation for recycling of system rejected water.
- b) Benefits derived:
1. Improved quality, productivity and yield in grain distillery operation in spite of 100% non-edible waste/ damaged grain usage.
 2. Lowering of steam and water consumption through 'Eco Smart' distillation technology and integration of vapor from DDGS dryer for thin slop evaporation very high gravity fermentation technique, multi-effect evaporation plant operation and utilization of reverse osmosis plant to clean treated condensate and effluent water.

3. Spirit handling related losses has been kept under control with the help of sophisticated imported mass flowmeters, which imparted accuracy in spirit handling.
 4. Ground Water conservation through RO reject water recycling led annual savings of 4100 CUM of ground water.
 5. Improvement in fuel burning efficiencies in Boiler to reach > 81% level, through introduction of EMERSON make on line fuel gas analyzer and monitoring system, which helped in reduction of unburnt fuel in boiler ash by about 20%.
 6. Reduction in chemical cost for spirit processing.
 7. Continued effort on boiler blowdown water management has led to savings of raw water consumption by 4% and 1.5% on fuel consumption.
- c) Technology Imported:
Successfully completed an exploratory project with IMTECH Chandigarh developing a world class genetically modified strain for optimum production of a process enzyme required for distillery.
- d) Research & Development:
1. We have been able to set up a state-of-the-art new central R&D facility at South Kolkata to cater to support our Marine and Spirit business requirement.
 2. In house R&D has successfully developed seven (7) probiotic strain related to our animal feed business. 2 (two) of which has been put to use after series of successful field trials.
 3. Project on DDGS digestibility in poultry feed was conducted with University of Animal Science.
 4. 4 new variants of value-added product based on DDGS and other useful ingredients developed with the help of WBUAH&S (West Bengal University of Animal Husbandry and Fisheries Science).
 5. Expenditure on R&D: (FY-2023-24)

5.1 Capital	:	₹ 105.89 Lakhs
5.2 Recurring	:	₹ 29.99 Lakhs
5.3 Total	:	₹ 136.69 Lakhs

[C] FOREIGN EXCHANGE EARNINGS AND OUTGO

Particulars	31.03.2024	(₹ in Lakhs) 31.03.2023
a) Foreign Exchange Earnings (FOB value)	13074.74	29472.67
b) CIF Value of Capital Imports	424.97	30.07
c) Expenditure in Foreign Currency	324.51	351.07

On behalf of the Board

Registered Office:

Plot No. IND-5, Sector - 1
 East Calcutta Township
 Kolkata - 700 107
 CIN: L01409WB1982PLC034590
 E-mail: complianceifbagro@ifbglobal.com
 Website : www.ifbagro.in
 Date : 28th May, 2024

Bikramjit Nag
Chairman
 (DIN:00827155)

Annexure III to Board's Report

PARTICULARS OF EMPLOYEES

Part A: Information required pursuant to section 197(12) of the Companies Act, 2013 read with Rule 5 of the Companies (Appointment and Remuneration of Managerial Personnel) Rules 2014 are given hereunder:

- (i) **The ratio of the remuneration of each Director to the median remuneration to the employee of the Company for the financial year 2023-24**

Director's Name	Ratio to median remuneration
Mr. Bikramjit Nag, Chairman	22.41
Mr. Arup Kumar Banerjee, Executive Vice Chairman	28.88
Mr. Amitabha Mukhopadhyay, Managing Director & CEO (Resigned w.e.f 11 th April, 2024)	21.82

* Non-Executive Directors are paid sitting fees only. Hence, not considered for ratio to median remuneration.

- (ii) **The Percentage increase in remuneration of each Director, Chief Financial Officer (CFO), Company Secretary (CS) in the financial year 2023-24.**

Director's/CFO/CS	% increase / (decrease) in remuneration in the Financial Year
Mr. Bikramjit Nag [@] , Chairman	(19.62)
Mr. Arup Kumar Banerjee*, Executive Vice Chairman	78.93
Mr. Amitabha Mukhopadhyay, Managing Director & CEO (resigned w.e.f 11 th April, 2024)	-
Mr. Rahul Choudhary, Chief Financial Officer	-
Mr. Ritesh Agarwal#, Company Secretary (Upto 31 st May, 2023)	-
Mr. Kuntal Roy# (appointed w.e.f 1 st June, 2023)	-

[@] Decrease in remuneration is mainly due to commission.

* Increase in remuneration due to payment of gratuity.

Increase/decrease in remuneration is not considered being for the part of the year.

There has been no revision in the remuneration during the financial year 2023-2024.

- (i) **Percentage increase in the median remuneration of employees in the financial year 2023-24 : 4.90%**
(ii) **Number of permanent employees on the rolls of the Company as on 31.03.2024 : 426**

(iii) Average percentile increase in salaries of Employees other than managerial personnel in the last financial year and its comparison with the percentile increase in the managerial remuneration and justification thereof and point out if there are any exceptional circumstances for increase in the managerial remuneration:

There was no increase in Annual Salary for the year 2023-2024. The average increase in staff salary for the year 2023-2024 was 7.77% and there was no increase in average annual remuneration.

There was no overall increase in Annual Salary as there was no increment for Sr. Manager and above.

(iv) Affirmation that the remuneration is as per the remuneration policy of the Company:

The Board of Directors of the Company affirms that the remuneration is as per the remuneration policy of the Company.

Rule 5(3) of the Companies (Appointment and Remuneration of Managerial Personnel) Rules, 2014 is mentioned hereinbelow:-

PART B: The Statement containing the particulars of employees as required under Section 197 of the Act read with Rule 5(2) and Rule 5(3) of the Companies (Appointment and Remuneration of Managerial Personnel) Rules, 2014.

(A) Names of Top ten employees in terms of remuneration drawn during the Financial year 2023-2024

Particulars	(2)	(2)	(3)	(4)	(5)
Name	Mr. Bikramjit Nag	Mr. Arup Kumar Banerjee	Mr. Amitabha Mukhopadhyay (resigned w.e.f 11 th April, 2024)	Mr. Rahul Choudhary	Mr. Swapan Kumar Bayen
Designation	Chairman	Executive Vice Chairman	Managing Director & CEO	Chief Financial Officer	President- Projects & Diversification
Remuneration received (₹ lakhs)	114.69	469.43	165.17	103.11	69.16
Nature of employment	Permanent	Permanent	Permanent	Permanent	Permanent
Qualification	BBA from Richmond College, U.K	B.Com (Hons.), Diploma in Business Management from IIM Calcutta	B.Sc (Hons), FCA, LLB	B.Com (Hons.), FCA, ACS, CMA	M.Tech
Experience	28 years	50 years	35 Years	28 years	40 years
Date of joining the Company	27.01.1998	01.04.1995	01.11.2021	02.12.2017	07.07.1986
Age of employee on 31.03.2024	50 years	72 years	60 years	52years	68 years
Last employment held before joining the company	IFB Industries Ltd.	IFB Industries Ltd.	Thermax Ltd.	IFB industries Ltd.	East Angila Plastica Pvt. Ltd
Percentage of equity shares held by the employee within the meaning of clause (iii) of Rule 5(2) of the Companies(Appointment and Remuneration of Managerial Personnel) Rules, 2014	0.01%	NIL	NIL	0.001%	No
Whether the employee is a relative of any director	No	No	No	No	No

Particulars	(6)	(7)	(8)	(9)	(10)
Name	Mr. Goutam Bhattacharyya	Mr. Debasis Ghose	Mr. Avik Choudhuri	Mr. Santanu Ghosh	Mr. Siddharth Dhiren Patel
Designation	Vice President- Information Technology	CEO - IML Business	Head- Marine Food (Domestic)	CEO-Distillery Business	National Sales Head - Feed Business
Remuneration received (₹ lakhs)	66.74	67.13	65.73	62.05	49.96
Nature of employment	Permanent	Permanent	Permanent	Permanent	Permanent
Qualification	MEE	BE (Mechanical)	BE (Mechanical), PFGBM	M.Sc	MBA
Experience	45 years	30 years	22 years	36 years	29 years
Date of joining the Company	06.06.2018	03.11.2011	17.08.2020	22.03.1988	30.03.2023
Age of employee on 31.03.2024	66 years	52 years	47 years	61 years	50 years
Last employment held before joining the company Percentage of equity shares held by the employee within the meaning of clause (iii) of Rule 5(2) of the Companies(Appointment and Remuneration of Managerial Personnel) Rules, 2014	EIT Services India Pvt. Ltd	Bengal Beverages Pvt. Ltd	Future Retail Ltd.	Future Retail Ltd.	Godrej Agrovet Ltd.
Whether the employee is a relative of any director	No	No	No	No	No

- (B) Other employees employed throughout the financial year and was in receipt of remuneration for that year which in the aggregate was not less than ₹ 102 lakhs: Nil
- (C) Other employees employed for a part of the financial year and was in receipt of remuneration for any part of that year, at a rate which, in the aggregate, was not less than ₹ 8.5 lakhs per month: Nil
- (D) Other employees employed throughout the financial year and was in receipt of remuneration which, in the aggregate, is in excess of that drawn by the managing director or whole-time director or manager and holds by himself or along with his spouse and dependent children not less than 2% of the equity shares of the company: Nil

On behalf of the Board

Registered Office:

Plot No. IND-5, Sector - 1
East Calcutta Township
Kolkata - 700 107
CIN: L01409WB1982PLC034590
E-mail: complianceifbagro@ifbglobal.com
Website : www.ifbagro.in
Date : 28th May, 2024

Bikramjit Nag
Chairman
(DIN:00827155)

Annexure IV to Board's Report

CORPORATE SOCIAL RESPONSIBILITY

BRIEF OUTLINE ON CSR POLICY:-

- Your Company works on the belief that organizations should exist to serve a social purpose and enhance the lives of people connected through its business. Accordingly, your Company devotes resources, in the manner recommended by its CSR Committee and approved by its Board of Directors in accordance with the provisions of law and CSR Policy of the Company, for fulfilling the aforesaid objectives in the manner laid out in Schedule VII to the Companies Act, 2013, with particular stress on areas around which the Company operates.
- Composition of CSR Committee:

Sl. No.	Name of Director	Designation / Nature of Directorship	Number of meetings of CSR Committee held during the year	Number of meetings of CSR Committee attended during the year
1.	Mr. Arup Kumar Banerjee	Chairman, Non-Independent Executive Director	2	2
2.	Mr. Hari Ram Agarwal	Member, Independent Non-Executive Director	2	2
3.	Mr. Manoj Kumar Vijay	Member, Independent Non-Executive Director	2	2

- The Composition of the CSR Committee, CSR Policy and CSR Projects approved by the Board are available on the Company's website on www.ifbagro.in.
- Details of Impact assessment of CSR projects carried out in pursuance of sub-rule (3) of rule 8 of the Companies (Corporate Social Responsibility Policy) Rules, 2014, if applicable (attach the report):- NA.
- Average net profit of the company as per section 135(5):- ₹ 6528.59 Lakhs
 - Two percent of average net profit of the company as per section 135(5):- ₹ 130.57 Lakhs
 - Surplus arising out of the CSR projects or programmes or activities of the previous financial years: - NIL
 - Amount required to be set off for the financial year, if any: - ₹ 4.48*
 - Total CSR obligation for the financial year (5b+5c)-5d:- ₹ 126.09 Lakhs
- Amount spent on CSR projects i) Ongoing Projects:- NIL; ii) Other than Ongoing Projects :- ₹ 126.92 Lakhs
 - Amount spent in Administrative Overheads:-NIL
 - Amount spent on Impact Assessment, if applicable:- NOT APPLICABLE
 - Total amount spent for the Financial Year (6a+6b+6c):- ₹ 126.92 Lakhs
 - CSR amount spent or unspent for the financial year:-

Total Amount Spent for the Financial Year. (₹ in Lakhs)	Total Amount transferred to Unspent CSR Account as per section 135(6).		Amount transferred to any fund specified under Schedule VII as per second proviso to section 135(5).		
	Amount. (₹ in Lakhs)	Date of transfer.	Name of the Fund	Amount. (₹ in Lakhs)	Date of transfer.
126.92					
	NIL	-	-	NIL	-

*The Company has incurred excess CSR expenditure over and above the stipulated amount by Rs. 4.48 Lakhs. for the Financial Year 2022-2023, which is available for set-off in the Financial Year 2023-2024.

f. Excess amount for set off, if any

Sl. No.	Particulars	Amount (₹ in Lakhs)
1.	Two percent of average net profit of the company as per section 135(5)	130.57
2.	Total amount spent for the Financial Year	126.92
3.	Excess amount spent for the financial year	0.83*
4.	Surplus arising out of the CSR projects or programmes or activities of the previous financial years, if any	Nil
5.	Amount available for set off in succeeding financial years	0.83

*** Computation of excess amount spent for the Financial Year 2023-2024**

Two percent of average net profit of the company as per section 135(5)	=	Rs. 130.57 Lakhs
(-) Amount availed as set-off in the Financial Year 2022-2023	=	Rs. 4.48 Lakhs
Actual CSR Obligation after availing above set off for Financial Year 2023-2024(A)	=	Rs. 126.09 Lakhs
Total CSR amount spent for F.Y. 2023-2024 (B)	=	Rs. 126.92 Lakhs
Therefore, excess amount spent for the Financial Year 2023-2024 (B-A)	=	Rs. 0.83 Lakhs

7. Details of Unspent CSR amount for the preceding three financial years: NIL

Sl. No	Preceding Financial Year.	Amount transferred to Unspent CSR Account under section 135 (6) (₹ in Lakhs)	Amount spent in the reporting Financial Year (₹ in Lakhs)	Amount transferred to any fund specified under Schedule VII as per section 135(6), if any			Amount remaining to be spent in succeeding financial years. (₹ in Lakhs)
				Name of the Fund	Amount (₹ in Lakhs)	Date of transfer	
1.	-	NIL	-	-	NIL	-	

8. Whether any capital assets have been created or acquired through CSR amount spent in the Financial Year:- No

9. Furnish the details relating to such asset(s) so created or acquired through CSR amount spent in the Financial Year:- NA

Sl. No	Short particulars of the property or asset(s) [including complete address and location of the property]	Pincode of the property or asset(s)	Date of creation	Amount of CSR amount spent	Details of entity/Authority/beneficiary of the registered owner		
(1)	(2)	(3)	(4)	(5)	(6)		
NA	NA	NA	NA	NA	CSR Registration Number, if applicable NA	Name NA	Registered Address NA

10. Specify the reason(s), if the company has failed to spend two per cent of the average net profit as per section 135(5):- NA

On behalf of the Board

Registered Office:

Plot No. IND-5, Sector - 1

East Calcutta Township

Kolkata - 700 107

CIN: L01409WB1982PLC034590

E-mail: complianceifbagro@ifbglobal.com

Website : www.ifbagro.in

Date : 28th May, 2024

Bikramjit Nag
Chairman
(DIN:00827155)

Arup Kumar Banerjee
Chairman of CSR Committee
(DIN:00336225)

Annexure V to Board's Report
Form AOC-1

(Pursuant to first proviso to sub-section (3) of section 129 read with rule 5 of Companies (Accounts) Rules, 2014)

Statement containing salient features of the financial statement of subsidiaries or associate companies or joint ventures
Part A Subsidiaries

Name of the subsidiary	IFB AGRO MARINE(FZE)	IFB AGRO HOLDINGS PTE. LTD.
The date since when subsidiary was acquired	20-April-2017	20-June-2023
Reporting Period for the subsidiary concerned, if different from the holding company's reporting period.	NOT APPLICABLE	NOT APPLICABLE
Reporting currency	AED	USD
Exchange rate as on the last date of the relevant Financial year in the case of foreign subsidiaries.	22.6948	83.3466
Share capital	5,550,000	4,50,001
Reserves and surplus	(5,318,057)	(96,883)
Total assets	400,211	363,534
Total Liabilities	168,178	10,416
Investments	-	-
Turnover	781,104	-
Profit / Loss before taxation	42,353	(89,559)
Provision for taxation	-	-
Profit / Loss after taxation	42,353	(89,559)
Proposed Dividend	-	-
Extent of shareholding (in percentage)	100%	100%

Notes:

- There are no subsidiaries which are yet to commence operations.
- There are no subsidiaries which have been liquidated or sold during the year.

Part B Associates and Joint Ventures
Statement pursuant to Section 129 (3) of the Companies Act, 2013 related to Associate Companies and Joint Ventures

Since there are no associates and joint ventures as at 31 March, 2024, the information required in Part B has not been furnished.

On behalf of the Board

Registered Office:

Plot No. IND-5, Sector - 1
East Calcutta Township
Kolkata - 700 107
CIN: L01409WB1982PLC034590
E-mail: complianceifbagro@ifbglobal.com
Website : www.ifbagro.in
Date : 28th May, 2024

Bikramjit Nag
Chairman
(DIN:00827155)

Rahul Choudhary
Chief Financial Officer

Arup Kumar Banerjee
Executive Vice Chairman
(DIN:00336225)

Kuntal Roy
Company Secretary
(Acs 36912)

Annexure-VI to Board's Report**PARTICULARS OF CONTRACTS / ARRANGEMENTS MADE WITH RELATED PARTIES**

[Pursuant to Clause (h) of sub-section (3) of Section 134 of the Companies Act, 2013, and Rule 8(2) of the Companies (Accounts) Rules, 2014 – AOC-2]

This Form pertains to the disclosure of particulars of contracts / arrangements entered into by the Company with related parties referred to in sub-section (1) of Section 188 of the Companies Act, 2013, including certain arm's length transactions under third proviso thereto.

Details of contracts or arrangements or transactions not at arm's length basis

There were no contracts or arrangements or transactions entered into during the year ended March 31, 2024, which were not at arm's length basis.

Details of material contracts or arrangement or transactions at arm's length basis

There were no material contracts or arrangements or transactions entered into during the year ended March 31, 2024.

Registered Office:

Plot No. IND-5, Sector - 1
East Calcutta Township
Kolkata - 700 107
CIN: L01409WB1982PLC034590
E-mail: complianceifbagro@ifbglobal.com
Website : www.ifbagro.in
Date : 28th May, 2024

On behalf of the Board

Bikramjit Nag
Chairman
(DIN:00827155)

Annexure - VII to Board's Report

[Pursuant to Schedule V(B) to the Securities and Exchange Board of India
(Listing Obligations and Disclosure Requirements) Regulations, 2015]

Key Financial Ratios for the Company:

Sl. No.	Particulars	FY 2023-24	FY 2022-23
i)	Debtors Turnover (no of days) ³	17.47	13.94
ii)	Inventory Turnover (no of days) ⁴	33.58	18.19
iii)	Interest Coverage Ratio (No of times) ¹	9.62	38.90
iv)	Current Ratio ⁵	5.83	8.17
v)	Debt Equity Ratio (No of times) ⁶	0.02	0.03
vi)	Operating Profit Margin (%) ²	-1%	5%
vii)	Net Profit Margin (%) ²	-1%	4%
viii)	Return on Net worth (%) ²	-2%	10%

Notes :

- Earnings before depreciation, interest, and tax (EBDITA) has decreased due to lower sales and margin resulting in loss during the year. EBDITA being the numerator for Interest coverage ratio, hence the decrease in the ratio.
- The Operating Profit Margin, Net Profit margin ratios and Return on Net worth have decreased due to loss during the year.
- Debtors turnover ratio has increased due to reduction in turnover.
- Inventory turnover ratio has increased due to increase in average value of inventory and decrease in cost of goods sold.
- Current ratio has decreased due to increase in trade payables.
- Debt Equity ratio has reduced due to term loan repayment during the year.

On behalf of the Board

Registered Office:

Plot No. IND-5, Sector - 1
East Calcutta Township
Kolkata - 700 107
CIN: L01409WB1982PLC034590
E-mail: complianceifbagro@ifbglobal.com
Website : www.ifbagro.in
Date : 28th May, 2024

Bikramjit Nag
Chairman
(DIN: 00827155)

Report on Corporate Governance

[Pursuant to Securities and Exchange Board of India (Listing Obligations and Disclosure Requirements) Regulations, 2015 (hereinafter referred as “SEBI LODR”)]

1) Company's philosophy on code of Governance

IFB Agro Industries Limited ("the Company") is committed towards good corporate governance. The Company's philosophy on Corporate Governance envisages attainment of the highest levels of transparency, empowerment, accountability, motivation in all operations and all interactions with its shareholders, investors, lenders, employees and customers. The Company believes that all its operations and actions must serve the underlying goal of enhancing overall stakeholder's value, over a sustained period of time.

2) Board of Directors

A. Composition of the Board of Directors as at 31st March 2024 is as follows:

The Board of Directors of the Company have an optimum combination of Executive and Independent Directors who have an in-depth knowledge of business, in addition to the expertise in their areas of specialization. The Board of the Company comprises of 8 (Eight) Directors that includes 1 (one) Woman Independent Director.

Category	No. of Directors	%
Executive Directors	3@	37.50
Independent Directors	5	62.50
Total	8	100.00

@ Mr. Amitabha Mukhopadhyay, Managing Director & CEO of the Company resigned from the Board of Directors of the Company due to personal health reasons w.e.f 11th April, 2024.

B) Particulars of Directorships & Committee Chairmanship/Membership of other Companies & Attendance at the Board Meetings & Last AGM:

Name	Category	No. of Board Meetings attended during 2023-2024	Whether attended in AGM held on 31 st July 2023	No. of Directorships in other Indian Public Limited Companies as on 31 st March 2024**		No. of Committee position held in other Indian Public Limited Companies as on 31 st March 2024*		Directorship in other Listed Entity (Category of Directorship)
				Chairman	Member	Chairman	Member	
Mr. Bijon Bhushan Nag***	Non-Executive Director / Promoter Director	2	No	1	-	-	-	-
Mr. Bikramjit Nag****	Executive Director/ Promoter Director	6	Yes	1	1	-	-	IFB Industries Limited - Chairman (w.e.f 1 st February 2024)
Mr. Arup Kumar Banerjee	Executive Director	6	Yes	-	1	-	-	-
Mr. Amitabha Mukhopadhyay*****	Managing Director & CEO	6	Yes	1	3	3	6	1. Quick Heal Technologies Limited - Non Executive Independent Director 2. Foseco India Limited - Non Executive Independent Director
Mr. Sudip Kumar Mukherji	Independent Non-Executive Director	6	Yes	-	1	-	-	-
Mr. Hari Ram Agarwal	Independent Non-Executive Director	6	Yes	-	1	-	1	-
Mr. Manoj Kumar Vijay	Independent Non-Executive Director	6	Yes	-	3	-	1	Usha Martin Education & Solutions Limited Non Executive, Independent Director Peterhouse Investments India Ltd. Non-Executive Independent Director.

Name	Category	No. of Board Meetings attended during 2023-24	Whether attended in AGM held on 31 st July 2023	No. of Directorships in other Indian Public Limited Companies as on 31 st March 2024**		No. of Committee position held in other Indian Public Limited Companies as on 31 st March 2024*		Directorship in other Listed Entity (Category of Directorship)
				Chairman	Member	Chairman	Member	
Mr. Malay Kumar Das	Independent Non-Executive Director	6	Yes	-	1	1	1	-
Dr. Runu Chakraborty	Independent Non-Executive Director and Woman Director	6	Yes	-	-	-	-	-

*Only Membership/ Chairmanship of Audit Committee and Stakeholder's Relationship Committee have been considered.

** Excludes Private Companies, Foreign Companies and Companies registered under Section 8 of the Companies Act, 2013. All public Limited Companies whether listed or not have been considered in the aforementioned table.

***Mr. Bijon Bhushan Nag, the Founder and Chairman passed away on 28th January, 2024.

**** Mr. Bikramjit Nag has been redesignated and appointed as the Chairman of the Company w.e.f 13th February, 2024.

***** Mr. Amitabha Mukhopadhyay, Managing Director & CEO of the Company has resigned from the Board of Directors of the Company due to personal health reasons w.e.f 11th April, 2024.

- None of the Directors held directorship in more than 7 Listed Companies and /or 10 Public Limited Companies and/or were members of more than 10 committees or acted as Chairman of more than 5 committees across all Public Limited Companies in which they were Directors.
- None of the Independent Directors served as Independent Director in more than 7 listed Companies.
- The Managing Director & CEO did not serve as Independent Director in not more than three listed Companies.
- Necessary approval from the shareholders has been taken in compliance with Regulation 17(1C) of the SEBI LODR.
- 2,37,509 Equity shares held by Late Bijon Bhushan Nag, Non-Executive Promoter Director of the Company had been transmitted to Mrs. Preombada Nag, a member of the promoter group through inheritance/DP transfer on 27th March, 2024.
- None of the Directors are related inter-se.
- Independent Directors are familiar with the nature of industry, business plan and other aspects of the Company and they meet the requisite criteria of Independence as per Companies Act, 2013 & SEBI LODR. A separate meeting of Independent Directors was convened on 29th March, 2024.
- The Chairpersons of the Audit Committee, Stakeholders Relationship Committee and Nomination and Remuneration Committee were present at the last Annual General Meeting.

C) Board Meetings

The Board meets at least once in a quarter in order to consider amongst other business, the quarterly performance of the Company and its financial results. The information as required under Regulation 17(7) read with Schedule II Part A of the SEBI LODR is made available to the Board. The notice and detailed agenda along with the relevant notes and other material information are sent in advance separately to each Director and in exceptional cases tabled at the meeting with the approval of the Board. This ensures timely and informed decisions by the Board. The Board periodically reviews compliance reports of all laws applicable to the Company as required under Regulation 17(3) of the SEBI LODR in order to strengthen the legal framework. The important decisions taken at the Board / Committee meetings are communicated to departments concerned, promptly. The Board reviews the performance of the Company vis-à-vis the budgets/targets. The recommendations of the Committees are placed before the Board for necessary approval and noting.

The Board supervises the execution of its responsibilities by the Committees and is responsible for their actions. The minutes of the meetings of all the Committees are placed before the Board for review, ensuring transparency and accountability in their operations.

The Directors are provided with the video conferencing (VC) facility to participate in Board and Committee meetings. The Directors participated in these meetings either through the VC facility or in person.

During the year under review 6(Six) meetings were held on following dates:

24th April, 2023, 30th May,2023, 14th August,2023, 3rd November,2023, 13th February,2024 and 29th March,2024.

The maximum time gap between any two meetings is not more than 120 days. The necessary quorum was present in all the meetings.

D) Competencies of Board of Directors

The Board has identified the list of core skills/expertise/competencies as required in the context of its business for it to function effectively and are as under:-

1. Knowledge on Company's business and of the Industry in which the Company operates.
2. Behavioural Skills attributes and competencies to use their knowledge and skills to contribute effectively to the growth of the Company.
3. Business Strategy, Sales & Marketing, Corporate Governance, Forex Management, legal, Administration and Decision Making.
4. Accounting, Financial and Management Skills.
5. Technical / Professional Skills and Specialised Knowledge in relation to Company's business.

The Board believes that the skills/expertise/ competencies are available with the Directors of the Company.

E) Confirmation

The Board of Directors have confirmed that all the Independent Directors ('ID's) meet the criteria of independence u/s 149(6) of the Act and Regulations 16(1)(b) and 25(8) of the SEBI LODR. Necessary confirmations have also been taken from the Directors in compliance with Rule 6 Sub Rule 3 of the Companies (Appointment and Qualification of Directors) Rules, 2019 as amended from time to time. All the Directors have given their Annual Disclosure as per the relevant provisions of the Companies Act, 2013, SEBI LODR and Prohibition of Insider Trading Regulations. The Company issues formal appointment letters to the IDs. All IDs have confirmed that they have met the criteria of independence as mentioned under Section 149(6) of the Companies Act, 2013 ("Act").

F) Skills / Expertise/ Competencies of Board of Directors

The Board composition is evenly poised between members specialized in Technical & commercial fields. The collective contribution of the Board of Directors makes an overall impact which reflects in the performance of the Company. The specialized skills/ experience of Board Members are given hereunder:-

1. Mr. Bikramjit Nag, Chairman
Mr. Bikramjit Nag a BBA from Richmond College, U.K. His area of core competency includes Strategic Business Management, Controls, Planning and strategic decision making.
2. Mr. Arup Kumar Banerjee, Executive Vice Chairman
Mr. Arup Kumar Banerjee is a B.Com (Hons.) from Calcutta University, Diploma in Business Management from IIM Calcutta. His core competency area includes Business Management, Administration, Planning, Strategic Decision Making, Marketing etc.
3. Mr. Amitabha Mukhopadhyay, Managing Director & CEO (resigned w.e.f 11th April, 2024)
Mr. Amitabha Mukhopadhyay is a graduate from the University of Calcutta in Physics (Hons). He is Chartered Accountant from ICAI and a rank-holder. He is also a law graduate from Pune University.
His core competency areas includes Financial & treasury management, taxation, Corporate Governance, Compliance, Audit, Mergers & Acquisitions, Business Strategy and Planning.
4. Mr. Sudip Kumar Mukherji, Independent Director
Mr. Mukherji, has done his graduation in commerce from the Calcutta University. He is a qualified Chartered Accountant. having comprehensive experience of 52 years in diversified areas including Financials Analysis, Strategic Management, Corporate governance, Risk Management, Accounts and Taxation etc.
5. Mr. Hari Ram Agarwal, Independent Director
Mr. Agarwal, is a qualified Chartered Accountant, Company Secretary and a Law Graduate with rich experience in Strategic Financial Reporting, Project Financing, Costing and Budgeting, Finance & Accounting, Auditing, Law and Secretarial Matters.

6. Mr. Manoj Kumar Vijay, Independent Director

Mr. Vijay did his graduation in B.com (Hons.) from Calcutta University. Mr. Vijay is having rich exposure in functions like business development, Operations, Technology, H.R, IT services etc.

7. Mr. Malay Kumar Das, Independent Director

Mr. Malay Kumar Das, acquired his B. Tech (Hons) in Chemical Engineering from Indian Institute of Technology- IIT Khargapur in the year 1972.His core competency areas includes Industry experience, Business strategy, sales and marketing skills.

8. Dr. Runu Chakraborty, Independent Director

Dr. Chakraborty a BE, ME and PHD in Bio Chemical Engineering and Food Technology. Her core areas of competency includes Bio Chemical Engineering, Food Technologies, Quality and Testing, Research and Product development etc.

G) Independent Directors

During the financial year ended March 31, 2024, the Company received declarations in terms of the provisions of Section 149(6) of the Act read with Regulation 16(1)(b) & 25(8) of the SEBI LODR from all the Independent Directors (ID) of the Company. The Independent Directors of your Company have confirmed that they are independent of the management and are also not aware of any circumstance or situation, which could impair or impact their ability to discharge duties with an objective independent judgement and without any external influence.

H) Performance Evaluation of Board, its committees and individual Directors

The Company has devised a formal process for annual evaluation of performance of the Board, its Committees and Individual Directors. All the Directors are eminent personalities having wide experience in the field of business, industry and administration. Their presence on the Board is advantageous and significant in taking successful business decisions.

3. Audit Committee

The Audit Committee reviews the Audit Reports submitted by the Internal Auditors, Statutory Auditors, Financial Results, effectiveness of internal audit process and the Company's risk Management strategy and to establish the vigil mechanism. The Committee is formed as per Section 177 of the Companies Act, 2013 & Regulation 18 of the SEBI LODR. The Statutory Auditors were present at the Audit Committee Meeting when it considered the Audit Report. The Internal Auditor makes presentations and reports to the Audit Committee on a quarterly basis pertaining to the key internal Audit findings. The broad terms of reference of Audit Committee are as under:

- a. Financial reporting and disclosure process.
- b. Qualification and independence of the statutory and internal Audit team.
- c. Adequacy and reliability of the internal control systems, especially those relating to the reporting of the Company's financials.
- d. To approve transaction at the Company with related parties.
- e. Review the functioning of the Whistle Blower Mechanism.

Audit Committee mandatorily reviews information prescribed under Part C of Schedule II of the SEBI LODR. The requisite quorum was present for all the meetings.

Composition, Name of members, Number of meetings, Chairperson and attendance of the Audit Committee during the financial year 2023-2024:

Name of Members	Members/ Chairman	No. of Meetings held	No. of Meetings attended
Mr. Sudip Kumar Mukherji	Chairman	4	4
Mr. Hari Ram Agarwal	Member	4	4
Mr. Manoj Kumar Vijay	Member	4	4

During the year under review 4 (Four) meetings were held on the following dates:

30th May 2023, 14th August 2023, 3rd November 2023 and 13th February, 2024.

The Company Secretary acted as the 'Secretary' to the Audit Committee. Mr. Sudip Kumar Mukherji, Chairman of the Audit Committee is an Independent Director.

4) **Nomination and Remuneration Committee**

The Committee is formed as per Section 178 of the Companies Act, 2013 & Regulation 19 of the SEBI Listing Regulations. The broad terms of reference of Nomination & Remuneration Committee are as under:

- Identification of the persons, who are qualified to become Directors of the Company / who may be appointed in Senior Management in accordance with the criteria laid down.
- Recommend/Guide the Board about the appointment and removal of Directors, Senior Management Personnel and Key Management Personnel.
- Carrying out evaluation of the Board, its committees and each director's performance as per the policy.
- Formulating the criteria for determining qualifications, positive attributes, independence of the Directors and recommend to the Board a Policy, relating to the remuneration for the Directors, Key Managerial Personnel and other employees.
- Devising a policy on Board diversity.

Nomination and Remuneration Committee mandatorily reviews information prescribed under Part D of Schedule II of the SEBI LODR. The requisite quorum was present for all the meetings.

The Company Secretary acted as the 'Secretary' to the Nomination & Remuneration Committee. Mr. Manoj Kumar Vijay, the Chairman of the Nomination and Remuneration committee is an Independent Director.

Composition, Name of members, Number of meetings, Chairperson and attendance of the Nomination and Remuneration Committee during the financial year 2023-2024:

Name of Members	Member/ Chairman	No. of Meetings held	No. of Meetings attended
Mr. Manoj Kumar Vijay	Chairman	3	3
Mr. Hari Ram Agarwal	Member	3	3
Dr. Runu Chakraborty	Member	3	3

During the year under review 3 (three) meetings were held on the following dates:

24th April, 2023, 30th May 2023, and 2nd February, 2024 .

Nomination and Remuneration Policy:

The Nomination and Remuneration policy may be referred to at the Company's official website at the weblink: <https://www.ifbagro.in/assets/pdf/Nomination-and-remuneration-policy.pdf>

Remuneration/ Commission paid to Directors during the financial year 2023-2024:

Name of Director	Sitting Fees (₹)	Salary, Perquisites & Commission (₹)	Total (₹)
Mr. Bijon Bhushan Nag*	50,000	-	50,000
Mr. Bikramjit Nag	-	1,14,69,231	1,14,69,231
Mr. Arup Kumar Banerjee#	-	4,69,42,605	4,69,42,605
Mr. Amitabha Mukhopadhyay	-	1,65,17,815	1,65,17,815
Mr. Hari Ram Agarwal	3,00,000	-	3,00,000
Mr. Manoj Kumar Vijay	3,70,000	-	3,70,000
Mr. Sudip Kumar Mukherji	3,00,000	-	3,00,000
Mr. Malay Kumar Das	2,20,000	-	2,20,000
Dr. Runu Chakraborty	2,20,000	-	2,20,000

*Mr. Bijon Bhushan Nag, the Founder and Chairman passed away on 28th January, 2024.

Includes payment of gratuity etc.

- No severance fee is payable and no stock option has been given.
- Other than sitting fees, there is no other pecuniary relationship or transactions with any of the Non-Executive Directors.

5) Stakeholders' Relationship Committee

The Committee is formed as per Section 178 of the Companies Act, 2013 & Regulation 20 of the SEBI LODR. The broad terms of reference of Stakeholders Relationship Committee are as under:

- Focuses primarily on monitoring expeditious redressal of investors / stakeholder's grievances .
- Function in an efficient manner that all issues / concerns stakeholders are addressed / resolved promptly.
- Approval of transfer / transmission of Equity Shares of the Company.
- Issue of duplicate share certificates and new share certificates on split/consolidation/renewal.
- To review all complaints recorded in SCORES of SEBI and replies made to the same by the RTA/Company Secretary of the Company.

Stakeholder's Relationship Committee mandatorily reviews information prescribed under Part D of Schedule II of the SEBI LODR.

The Company Secretary acted as the 'Secretary' to the Stakeholders Relationship Committee. Mr. Sudip Kumar Mukherji, Chairman of the Stakeholders Relationship Committee is an Independent Director. The requisite quorum was present for all the meetings.

Composition, Name of members, Number of meetings, Chairperson and attendance of the Stakeholder's Relationship Committee during the financial year 2023-2024:

Name of Members	Member/Chairman	No of Meetings held	No. of Meetings attended
Mr. Sudip Kumar Mukherji	Chairman	5	5
Mr. Manoj Kumar Vijay	Member	5	5
Mr. Malay Kumar Das	Member	5	5

In view of compulsory trading of shares in dematerialized form and consequent lowering of volume of physical transfers there were very few complaints which were sufficiently addressed to at the level of the Compliance Officer and CB Management Services (P) Ltd., the Registrar & Transfer Agent of the Company for shares both in physical and demat modes.

The Company has a User ID and Password in place for logging into the SEBI Complaints Redressal System 'SCORES' and can view the complaints which have been lodged by the shareholders. The Company ensures that timely redressals are made against any complaints raised by the shareholders relating to registration of share transfers, issue of new share certificates, sub-division or consolidation of shareholdings etc. As on 31.03.2024 no unresolved shareholders complaints were lying under 'SCORES'.

The Company has made registration in compliance with the SEBI Circular SEBI /HO /OIAE /OIAE_IAD-1/P/CIR/2023/131 dated 31 July, 2023, in ODR portal and necessary disclosure in respect of the same has been given in the Company's website. Through this ODR portal, the aggrieved party can initiate the mechanism, after exercising the primary options to resolve its issue, directly with the Company and through the SEBI Complaint Redress System (SCORES) platform.

During the year under review 5 (Five) meetings were held on the following dates:

30th May, 2023, 14th August, 2023, 31st October, 2023, 18th January, 2024 and 18th March, 2024.

Investor Grievance Redressal

The number of complaints received and resolved to the satisfaction of investor during the year under review and their break-up are as under:

No. of shareholders complaints received so far	4
No. of complaints not solved to the satisfaction of shareholders	Nil
No. of pending complaints	Nil

Name, Designation & Address of the Compliance Officer:

Mr. Kuntal Roy, Company Secretary and Compliance Officer

IFB Agro Industries Limited

Plot No- IND 5, Sector-I, East Calcutta Township, Kolkata-700 107

Tel: (033) 39849524, E-Mail: complianceifbagro@ifbglobal.com

6) Risk Management Committee

The Committee is formed pursuant to the recommendations of SEBI Circular No. SEBI/LAD-NRO/GN/2021/22 read with Regulation 21 of the SEBI LODR on 9th August, 2021. The Committee formulates and recommend to the Board a Risk Management Policy which mainly includes a framework for identification of internal and external risks specifically faced by the Company. The broad terms of reference of Risk Management Committee are as under:-

- To assist the Board in fulfilling its responsibilities with regard to the identification, evaluation and mitigation of strategic, operational, and external environment risks.
- To provide a Business Continuity plan.
- To monitor and oversee implementation of the risk management policy, including evaluating the adequacy of risk management systems
- To evaluate significant risk exposures of the Company and assess the Management's actions to mitigate the exposures in a timely manner

Composition, Name of members, Number of meetings, Chairperson and attendance of the Risk Management Committee during the financial year 2023-2024:

Name of Members	Member/Chairman	No of Meetings held	No. of Meetings attended
Mr. Arup Kumar Banerjee	Chairman	2	2
Mr. Amitabha Mukhopadhyay*	Member	2	2
Mr. Manoj Kumar Vijay	Member	2	2
Dr. Runu Chakraborty	Member	2	2

**Resigned w.e.f 11th April, 2024 due to personal health reasons.*

Risk Management Committee mandatorily reviews information prescribed under Part D of Schedule II of the SEBI LODR. The requisite quorum was present for all the meetings.

During the year under review 2 (Two) meetings were held on the following dates:-

26th July, 2023 and 18th January, 2024.

7) Corporate Social Responsibility Committee

The Committee is constituted in line with the provisions of Section 135 of the Companies Act, 2013. The CSR Committee monitors the implementation of CSR projects or programmes undertaken by the Company. The requisite quorum was present for all the meetings. The role of the Committee inter alia includes the following:-

- Formulate and recommend to the Board, a Corporate Social Responsibility Policy which shall indicate the activities to be undertaken by the company in areas or subject, specified in Schedule VII of the Act.
- Recommend the amount of expenditure to be incurred on the activities referred to in the above point.
- Monitor the Corporate Social Responsibility Policy of the Company from time to time.

Composition, Name of members, Number of meetings, Chairperson and attendance of the Corporate Social Responsibility Committee during the financial year 2023-2024:

Name of Members	Member/Chairman	No of Meetings held	No. of Meetings attended
Mr. Arup Kumar Banerjee	Chairman	2	2
Mr. Hari Ram Agarwal	Member	2	2
Mr. Manoj Kumar Vijay	Member	2	2

During the year under review 2 (Two) meetings were held on the following dates:-

17th July, 2023 & 30th March, 2024.

8) General Body Meetings

- Location and time where last three AGMs were held:

AGM	For the year ended	Date	Venue of the AGM	Time
41 st	2022-2023	31.07.2023	Meeting conducted through VC/OAVM as per circulars.	12:30 P.M
40 th	2021-2022	29.07.2022	Meeting conducted through VC/OAVM as per circulars.	12:30 P.M
39 th	2020-2021	06.08.2021	Meeting conducted through VC/OAVM as per circulars.	12:45 P.M

- Whether any special resolution passed in the previous three AGMs : Yes
- Whether any special resolution passed last year through postal ballot : Yes

Redesignation and appointment of Mr. Bikramjit Nag (DIN: 00827155)as Chairman of the Company w.e.f 13th February, 2024 for the remaining period of the existing tenure.

The result of the Postal Ballot is posted on Company's website www.ifbagro.in. The Board had appointed Mr. S. K. Patnaik (Membership No. FCS 5699, CP No. 7117), Practicing Company Secretary, partner of M/s Patnaik & Patnaik, Company Secretaries, as the Scrutinizer to conduct the Postal Ballot and e-voting process. Due process was followed to conduct the Postal Ballot in accordance with Section 110 of the Companies Act, 2013, and other applicable provisions, if any, read with Rule 20 and 22 of the Companies (Management and Administration) Rules, 2014, the Securities and Exchange Board of India (Listing Obligations and Disclosure Requirements) Regulations, 2015 and in compliance with General Circular nos. 14/2020 dated April 08, 2020 and 17/2020 dated April 13, 2020 read with other relevant circulars, including General Circular No. 10/2021 dated, 20/2021, 3/2022, 11/2022, 09/2023, dated June 23, 2021, December 08, 2021, May 5, 2022, December 8, 2022 and September 25, 2023 issued by Ministry of Corporate Affairs.

Details of voting Result of Postal Ballot towards redesignation & appointment of Mr. Bikramjit Nag as Chairman of the Company is as follows:

Vote	No. of members voted	No. of valid votes cast by them	% of total number of valid votes cast
In favour of proposal	112	58,56,000	99.73
In against of proposal	8	16,021	0.27
Total	120	58,72,021	100.00

- d. Whether any special resolution is proposed to be conducted through postal ballot : No

Your Company will comply with the requirements of postal ballot as and when such matter arises requiring approval of the shareholders by such process under the Companies Act, 2013 and rules made thereunder, if any: NA

9) Disclosure:

- a. Disclosure on materially significant related party transactions that may have potential conflict with the interests of the Company at large.

None of the transactions with any of the related parties were in conflict with interests of the Company. Transactions with the related parties are disclosed in Note No. 34. "Notes to Financial Statements" annexed to the Financial Statements for the year.

The Board has adopted a policy for related party transactions which has been uploaded on the Company's website at web link ie.:- https://www.ifbagro.in/assets/pdf/Policy_on_Related_Party_Transactions.pdf

- b. Details of non-compliance by the Company, penalties, and strictures imposed on the Company by the Stock Exchanges, SEBI or any statutory authorities on any matter related to capital markets during the last 3 years: *None*.
- c. The financial statements for the year 2023-2024 have been prepared in accordance with the applicable accounting standards prescribed by The Institute of Chartered Accountants of India and there are no deviations.
- d. The Board has noted and reviewed the Compliance Reports of all laws applicable to the Company, which were placed before each of its meeting held during the year 2023-2024.
- e. The Company has adopted Whistle Blower/Vigil Mechanism Policy for Directors and employees which has been placed in the website of the Company at www.ifbagro.in/assets/pdf/Vigil_Mechanism.pdf. No personnel were denied access to the Audit Committee.
- f. Code for Prevention of Insider Trading Practices

In compliance with the SEBI Regulation on Prohibition of Insider Trading, the Company has in place a comprehensive code of conduct for its Directors and Senior Management personnel. The code lays down guidelines, which advises them on procedures to be followed and disclosures to be made, while dealing with the shares of the Company. The code clearly specifies, among other matters, that Directors and specified employees of the Company can trade in the shares of the Company only during 'Trading Window Open Period'. All amendments to the 'Code of Practices and Procedures for Fair Disclosure of Unpublished Price Sensitive Information (UPSI)' is updated on a regular basis. Annual Declarations containing the annual disclosures of holding of securities were obtained from all the Directors and the Designated Persons of the Company for the financial year ended 31st March, 2024. In Compliance with the SEBI (Prohibition of Insider Trading) Regulations, 2015, the Company has maintained the Structured Digital Database (SDD) module internally with respect communication of UPSI.

- g. The Company has periodically reviewed and reporting to the Board of Directors/ Committees of risk assessment by senior executives with a view to minimize risk.

h. Reconciliation of Share Capital Audit:

A Qualified Practicing Company Secretary carried out a Share Capital Audit during the financial year 2023-2024 on quarterly basis to reconcile the total admitted capital with National Securities Depository Limited (NSDL) and Central Depository Services (India) Limited (CDSL) and the total issued and listed capital. The Reconciliation of Share Capital Audit Report confirms that the total Paid up Share Capital is in agreement with the total no. of Shares in physical form and the total number of dematerialized shares held with NSDL and CDSL.

i. Separate Meeting of the Independent Directors

As per the Companies Act, 2013 and the SEBI LODR, the Independent Directors are required to hold at least one meeting in a year. Accordingly, a meeting was held on 29th March, 2024 to review the performance of Chairman, Non-Independent Directors and Board of Directors as whole and its Committees in accordance with the provisions.

j. (i) Code of Conduct for Board members and Senior Management

The Board of Directors has laid down the 'Code of Conduct' for all the Board members and members of the Senior Management of the Company. The Company has received confirmation from all the Board members and senior management personnel of the Company regarding compliance with the code of conduct during the year under review. The Code is available on the Company's Official website under the weblink https://www.ifbagro.in/assets/pdf/code_of_conduct_IFB_Agro.pdf.

The Code of Conduct is available on the website of the Company at www.ifbagro.in. A declaration to this effect duly signed by Mr. Arup Kumar Banerjee, Executive Vice Chairman of the Company is attached herewith and forms part of Corporate Governance Report.

(ii) Particulars of Senior Management

The particulars of Senior Management has been mentioned in Note 34(a) of the Notes to Financial Statements in terms of Clause 5B of Schedule V of SEBI Listing Regulations.

During the Financial year 2023-2024, Mr. Ritesh Agarwal, Company Secretary & Compliance Officer of the Company has resigned w.e.f the close of the business hours of 31st May, 2023 and Mr. Kuntal Roy was appointed as the Company Secretary and Compliance Officer of the Company w.e.f 1st June, 2023.

k. Familiarisation Programme for Independent Directors

The Company through its Managing Director & CEO / Executive Director / Key Managerial Personnel conducts programmes / presentations periodically to familiarize the Independent Directors with the strategy, operations and functions of the Company. The programmes/presentations also familiarizes the Independent Directors with their roles, rights, responsibilities in the Company, nature of the industry in which the Company operates, business operates, business model of the Company etc. through various programmes.

The familiarisation programme is available on the Company's official website of the following link https://www.ifbagro.in/assets/images/investor_relations/Familiarisation%20Programme%202023-24.pdf.

Whenever new Non-executive and Independent Directors are inducted on the Board they are introduced to our Company's culture through appropriate session and they are also introduced to our organization structure, our business, constitution, board procedures, our major risks and management strategy.

The appointment letters of Independent Directors have been placed on the Company's website at https://www.ifbagro.in/assets/images/investor_relations/StAppointmentLetter.pdf

l. The Company has adopted Policy for determining 'material' subsidiaries which has been placed on the website of the Company under the web link https://www.ifbagro.in/assets/images/investor_relations/Policy_Material_Subsiary.pdf.

m. The Company has taken several mitigating actions, applied many strategies and introduced control and reporting systems to reduce and mitigate risk.

- n. The Company has not raised funds through preferential allotment or qualified institutions placement as specified under Regulation 32(7A) during the financial year 2023-2024.
- o. The Company has received a certificate from a Company Secretary in Practice that none of the Directors on the Board of the Company have been debarred or disqualified from being appointed or continuing as Directors of Company by the Board/ Ministry of Corporate Affairs or any such Statutory authority.
- p. During the year Board has accepted all mandatory recommendation made by the Committees.
- q. Total fees for all services paid by the Company on a consolidated basis a sum of Rs. 35 lakhs to M/s. B S R & Co LLP, Statutory Auditors for the Financial year ended 31.03.2024.
- r. The Company has in place a Sexual Harassment Policy in line with the requirements of The Sexual Harassment of Women at the Workplace (Prevention, Prohibition & Redressal) Act, 2013 (POSH Act) covering all women employees of the Company. The Internal Complaints Committee (ICC) is set up for the purpose of providing protection against the sexual harassment of women at workplace and for the prevention and redressal of complaints of sexual harassment and for matters connected therewith or incidental thereto. The status of complaints is as given below:

Particulars	Nos.
Complaints received during the Financial year ended March 31, 2024	Nil
Complaints resolved during the Financial year ended March 31, 2024	Nil
Complaints pending as on March 31, 2024	Nil

- s. The Company and its subsidiaries has not given any Loans & advances in the nature of loans to firms/Companies in which the Directors are interested.
- t. The Company has no material subsidiaries.
- u. The Company has complied with all the mandatory requirements specified in Regulations 17 to 27 and clauses (b) to (i) of sub-regulation (2) of Regulation 46 of the SEBI (Listing Obligations and Disclosure Requirements) Regulations 2015.
- v. This Corporate Governance Report of the Company for the financial year 2023-2024 as on 31st March, 2024 are in compliance with the requirements of Corporate Governance under SEBI (Listing Obligations and Disclosure Requirements) Regulations, 2015, as applicable.

10) Means of communication

Quarterly Results: The Company's quarterly/half yearly/ annual financial results are sent to the Stock Exchanges with whom the Company has listing agreements as soon as the results are approved and taken on record by the Board of Directors of the Company. Further, the results are generally published in leading newspapers such as Business Standard (English) and Aajkal (Bengali).

Website : The Company's website (www.ifbagro.in) contains a separate dedicated section 'Investor Relations' where shareholders' information is available. The Company's Annual Report is also available in the website of the Company. As required under Regulation 46 of the Listing Regulations, all the requisite disclosures are also displayed on the Company's website www.ifbagro.in

Annual Report : The Annual Report containing, inter alia, Audited Financial Statements, Directors' Report and Management Discussion and Analysis Report, Corporate Governance Report and other important information is circulated to members.

NSE Electronic Application Processing System (NEAPS) : The NEAPS is a web-based application designed by NSE for corporates. All periodical compliance filings like shareholding pattern, corporate governance report, statement of investor complaints, among others are also filed electronically on the Listing Centre.

BSE Corporate Compliance & Listing Centre (the Listing Centre) : BSE's Listing Centre is a web-based application designed for corporates. All periodical complaints filings like shareholding pattern, corporate governance report, statement of investor complaints, among others are also filed electronically on the Listing Centre.

11) General Shareholder information:

- i) 42nd AGM date, time and venue : 29th July, 2024, at 12.30 P.M., At Ecohub, Ecospace Business Park, Plot no. II2F/11, Action Area II, Rajarhat, New Town, Kolkata- 700 160
- ii) Financial year : 1st April, 2023 to 31st March, 2024.
- iii) Book closure date : 23rd July, 2024 to 29th July, 2024 (both days inclusive)
- iv) Dividend Payment date : Not Applicable.
- v) Listing on Stock Exchanges : BSE & NSE

Names & address of the Stock Exchanges and Stock Codes:

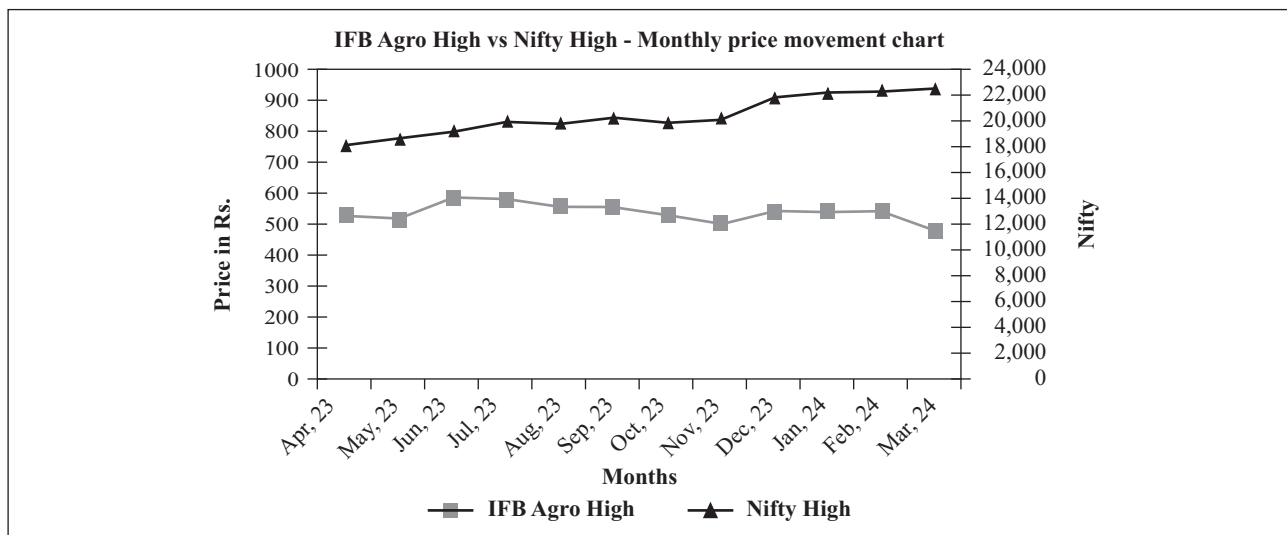
Name & address of the Exchange	ISIN	Stock Code
BSE Ltd. ("BSE"), Phiroze Jeejeebhoy Towers, Dalal Street, Mumbai- 400 001.	INE 076C01018	507438
National Stock Exchange of India Limited, "Exchange Plaza", C-1, Block G, Bandra-Kurla Complex, Bandra (East), Mumbai - 400051	INE 076C01018	IFBAGRO EQ

- vi) Listing Fees to Stock Exchange : Listing Fees as applicable has been paid.
- vii) Market Price Data :

Monthly High and Low quotation of shares traded at National Stock Exchange of India Ltd (NSE) & BSE Limited (BSE) during the Financial Year 2023-2024.

Month	BSE		NSE	
	High (Rs.)	Low (Rs.)	High (Rs.)	Low (Rs.)
April, 2023	531.00	428.00	532.00	428.20
May, 2023	510.05	474.00	515.90	473.05
June, 2023	584.55	481.00	584.55	480.35
July, 2023	582.95	511.80	577.20	530.00
August, 2023	551.60	490.00	558.80	492.00
September, 2023	560.80	511.00	556.85	510.00
October, 2023	534.00	475.00	530.00	475.00
November, 2023	505.00	451.50	501.00	451.05
December, 2023	499.00	465.00	541.00	465.00
January, 2024	540.00	472.60	541.00	474.50
February, 2024	542.25	452.85	542.00	452.00
March, 2024	485.00	411.00	478.00	410.70

viii) Share price performance in comparison to broad based indices - NSE Nifty



- ix) Registrar & Share Transfer Agent : CB Management Services (P) Ltd.
P-22, Bondel Road, Kolkata - 700 019
Tel : (033) 4011 6700/2280 6692/2282 3643/2287
Fax: (033) 4011 6739
E-mail rta@cbmsl.com
Website :www.cbmsl.com

x) Share Transfer System

M/s CB Management Services (P) Ltd. of P-22, Bondel Road, Kolkata - 700 019, a SEBI registered Registrar is the Registrar of the Company for both physical and dematerialised segment.

Since the Company's shares can be traded only in demat mode, shareholders would be required to send their physical shares certificates, Demat Request Forms (DRF) etc. directly to the Share Transfer Agent, CB Management Services (P) Ltd. Shareholders would also have to ensure that their respective Depository Participant do not delay in sending the DRF and physical share certificates to the aforesaid Share Transfer Agents so that no Demat requests from any shareholder remains pending with the Share Transfer Agent beyond a period of 30 days.

SEBI vide its notification dated January 25, 2022 has mandated that all requests for transfer of securities including transmission and transposition requests shall be processed only in dematerialized form.

In compliance with Regulation 40(9) of the Listing Regulations all certificates have been issued within 30 days of the date of transfer, sub-division, consolidation, renewal and exchange of endorsement of calls/ allotment monies as applicable during FY 2023-2024.

The RTA had sent relevant communication to all physical holders along with relevant Forms to enable the shareholders to update the PAN, KYC and other relevant details with RTA/Company in line with the SEBI directives pursuant to SEBI Circular SEBI vide circular No. SEBI/HO/MIRSD/MIRSD_Pod-1/P/CIR/2023/37 dated March 16, 2023. The PAN, KYC and other relevant documents are being processed by RTA on receipt from the shareholders.

The Company has also transferred shares to its Suspense Escrow demat Account in accordance with the SEBI Circular within the specified timeline in terms of SEBI Circular dated January 25, 2022.

xi) Distribution of Shareholding & Shareholding Pattern

(a) Distribution of Shareholding as on 31 March 2024

Range		No.of Shareholders	% of total	No.of Shares	% of total
From	To				
1	500	12385	96.62	872174	9.31
501	1000	250	1.95	185484	1.98
1001	2000	89	0.70	123641	1.32
2001	3000	30	0.23	70646	0.75
3001	4000	13	0.10	45161	0.48
4001	5000	10	0.08	45632	0.50
5001	10000	14	0.11	90692	0.97
10001	9999999	27	0.21	7933681	84.69
	TOTAL	12818	100.00	9367111	100.00

b) Shareholding Pattern as on 31 March 2024

Particulars	No. of Shares	% of total	% Dematerialised
Indian Promoters	6088680	65.00	65.00
Mutual Funds	800	0.01	0.00
Other Financial Institutions	8200	0.10	0.00
Foreign Portfolio Investor	14909	0.16	0.16
Banks	95850	1.02	0.00
Key Managerial Personnel	15	0.00	0.00
Indian Public	2206978	23.56	21.04
Custodian/DR Holder	500	0.01	0.00
Trust	365	0.00	0.00
Clearing Members	1	0.00	0.00
Non Resident Indians	63024	0.67	0.44
Private Corporate Bodies	794404	8.48	8.43
Employee	17029	0.18	0.00
LLP	18731	0.20	0.20
HUF	57224	0.61	0.61
Suspense Escrow	401	0.00	0.00
Total :	9367111	100.00	95.88

xii) Dematerialization of shares :

As on 31st March 2024, 95.88% of the company's total shares representing 8981634 shares were held in dematerialized form and the balance 4.12% representing 385477 shares were held in physical form.

xiii) Outstanding GDRs/ADRs/Warrants or any : The Company has not issued, any convertible instruments any GDRs/ADRs/Warrants or convertible instruments, conversion date and likely impact on equity.

- xiv) Commodity price risk/ foreign exchange risk and hedging activities. : The Company is exposed to the foreign exchange risk for import of Capital Goods and export of finished products and engages in foreign currency hedging with banks by way of currency forward contracts in order to protect its foreign currency exposure from exchange fluctuations in terms of the foreign exchange risk management policy of the Company.
- xv) Credit Rating : India Ratings and Research has given credit rating of different instruments. India Ratings and Research (Ind-Ra) has reaffirmed IFB Agro Industries Ltd's Long-term issuer rating at 'INDA+'.
- xvi) Material Subsidiary : The Company has no material subsidiary.
- xvii) Plant Locations :

Owned Plants

- Distillery Plant – Vill- Durgapur, P.O-Noorpur, P.S-Ramnagar, South 24-Parganas, West Bengal - 743 368
- IML Bottling Plant – 1) Panagarh, Dist. Burdwan, West Bengal - 713 148
2) Vill-Panchghara, PS-Chanditala, Dankuni, Dist. Hooghly, West Bengal - 712 306
- Marine Product Processing Plant – IFB Agro Industries Limited, Plot No.IND-5, Sector-1 East Calcutta Township, Kolkata - 700 107
- Marine Preprocessing Centre – Village & P.O. – Dakshin Kalamdan, Dist. – Purba Medinipur- 721430

Tie-up Plants

- IML Bottling Plant
- 1) Prasanta Kumar Dutta, Kandi, Murshidabad, West Bengal - 742137
 - 2) Singh Fisher N, Purulia, West Bengal - 723102
 - 3) Herald Beverages Pvt. Ltd., Jiyancha, 24 Pgs(S) - 743 504
 - 4) Farinni Eleven UP, 5/3A, Chetla Road, Kolkata- 700027
 - 5) Ranjit Kumar Dandapat C.S.Bottling Plant cum warehouse, Kandergeria, Plot No. 17 &21, J.L.No.- 190, Khaitan No.-85, Burapat Anandapur, Paschim Medinipur - 721260.
 - 6) Urbashi Fervour, Debi Thakurbari, P.S. Rajganj, Talmahat, Jalpaiguri- 735133
 - 7) Srilab Breweries Pvt Ltd, Plot No. 7P &8, Tatisilwai Industrial Estate, Phase – II, Tatisilwai, Ranchi, Jharkhand - 835103
- Marine Feed Plant
1. Jeco Feed Chem
Klipcon Complex Jaladhulagori, NH-6, Sankrail, Howrah-711302
 2. New Hope Kolkata Animal Feed Private Limited
Plot A5, Rishi Bankim Industrial Park, Malancha, P.S. Bizpur, Naihati, 24 Parganas (North) 743165
 3. Deepak Nexgen Foods And Feeds Private Limited
Rs No. 67/2, Koyyru Road, Bommuluru (Village), Bapulapadu(Mandal), Hanuman Junction (Post), Krishna District, Andhra Pradesh- 521105
 4. Eila Lifesciences Private Limited
Unit -1, 7-4-115, Survey No 258 & 259 Gaganpahad, Rajendra Nagar Mandal Ranga Reddy (District), Hyderabad, Telangana -500052

xviii) Address for correspondence :

Registered Office – IFB Agro Industries Limited
CIN : L01409WB1982PLC034590
Plot No.IND-5, Sector-1
East Calcutta Township
Kolkata - 700 107
Tel.: (033) 3984 9675 Fax : (033) 2442 1003
E-mail: complianceifbagro@ifbglobal.com
Website : www.ifbagro.in

12. Requirement under PART E of Schedule II

i) The Board

The Company maintains the office of executive Chairman..

ii) Shareholders' Rights

The Company's financial results are published in the newspaper and also posted on its website www.ifbagro.in. Hence, financial results are not sent to the Shareholders. However, the Company furnishes the financial results on receipt of request from the shareholders.

iii) Audit Opinion

The Company, at present, does not have any audit qualification pertaining to the financial statements.

iv) Separate Posts of Chairperson and the Managing Director or the Chief Executive Officer

The Company has separate posts for Chairperson, Managing Director and Chief Executive Officer.

v) Reporting of Internal Auditor

The Company's Internal Auditor reports directly to the Audit Committee.

On behalf of the Board

Registered Office:

Plot No. IND-5, Sector - 1
East Calcutta Township
Kolkata - 700 107
CIN: L01409WB1982PLC034590
E-mail: complianceifbagro@ifbglobal.com
Website : www.ifbagro.in
Date : 28th May, 2024

Bikramjit Nag
Chairman
(DIN: 00827155)

Independent Auditor's Certificate on Compliance with Corporate Governance Requirements under SEBI (Listing Obligations and Disclosure Requirements) Regulations, 2015

To the Members of
IFB Agro Industries Limited

1. This certificate is issued in accordance with the terms of our engagement letter dated 08 November 2019 and addendum to the engagement letter date 17 May 2024.
2. We have examined the compliance of conditions of Corporate Governance by **IFB Agro Industries Limited** (“the Company”), for the year ended 31 March 2024, as stipulated in regulations 17 to 27, clauses (b) to (i) of regulation 46(2) and paragraphs C, D and E of Schedule V of the Securities Exchange Board of India (Listing Obligations and Disclosure Requirements) Regulations, 2015 as amended from time to time (“Listing Regulations”) pursuant to the Listing Agreement of the Company with Stock Exchanges.

Management's Responsibility

3. The compliance of conditions of Corporate Governance as stipulated under the listing regulations is the responsibility of the Company's Management including the preparation and maintenance of all the relevant records and documents. This responsibility includes the design, implementation and maintenance of internal control and procedures to ensure the compliance with the conditions of Corporate Governance stipulated in the Listing Regulations.

Auditors' Responsibility

4. Our examination was limited to procedures and implementation thereof, adopted by the Company for ensuring the compliance of the conditions of the Corporate Governance. It is neither an audit nor an expression of opinion on the financial statements of the Company.
5. Pursuant to the requirements of the Listing Regulations, it is our responsibility to provide a reasonable assurance whether the Company has complied with the conditions of Corporate Governance as stipulated in Listing Regulations for the year ended 31 March 2024.
6. We conducted our examination of the above corporate governance compliance by the Company in accordance with the Guidance Note on Reports or Certificates for Special Purposes (Revised 2016) and Guidance Note on Certification of Corporate Governance both issued by the Institute of the Chartered Accountants of India (the “ICAI”), in so far as applicable for the purpose of this certificate. The Guidance Note requires that we comply with the ethical requirements of the Code of Ethics issued by the ICAI.
7. We have complied with the relevant applicable requirements of the Standard on Quality Control (SQC) 1, Quality Control for Firms that Perform Audits and Reviews of Historical Financial Information, and Other Assurance and Related Services Engagements.

Opinion

8. In our opinion and to the best of our information and according to the explanations given to us, we certify that the Company has complied with the conditions of Corporate Governance as stipulated in the above-mentioned Listing Regulations.

9. We state that such compliance is neither an assurance as to the future viability of the Company nor the efficiency or effectiveness with which the management has conducted the affairs of the Company.

Restriction on use

10. The certificate is addressed and provided to the Members of the Company solely for the purpose of enabling the Company to comply with the requirement of the Listing Regulations and should not be used by any other person or for any other purpose. Accordingly, we do not accept or assume any liability or any duty of care for any other purpose or to any other person to whom this certificate is shown or into whose hands it may come without our prior consent in writing.

For **BSR & Co. LLP**
Chartered Accountants
Firm's Registration Number: 101248W/W-100022

Place: Kolkata
Date: 28th May, 2024

Jayanta Mukhopadhyay
Partner
Membership Number: 055757
UDIN: 24055757BKEYLC3963

CHIEF EXECUTIVE OFFICER (CEO) AND CHIEF FINANCIAL OFFICER (CFO) CERTIFICATION

To
The Board of Directors
IFB Agro Industries Limited
Kolkata

Dear Sir/Madam,

Sub: **CEO & CFO Certificate**

We, Arup Kumar Banerjee, Executive Vice Chairman and Rahul Choudhary, Chief Financial Officer are responsible for the finance function, certify to the Board that:

- a) We have reviewed the financial statements and the cash flow statement for the year ended 31 March 2024 and that to the best of our knowledge and belief:
- i) these statements do not contain any materially untrue statement or omit any material fact or contain statements that might be misleading;
 - ii) these statements together present a true and fair view of Company's affairs and are in compliance with existing Accounting Standards, applicable laws and regulations.
- b) To the best of our knowledge and belief, no transactions entered into by the Company during the year ended 31 March 2024 which are fraudulent, illegal or violative to Company's code of conduct.
- c) We accept our responsibility for establishing and maintaining internal control for financial reporting and we have evaluated the effectiveness of internal control systems of the company pertaining to financial reporting. We have not come across any reportable deficiencies in the design or operation of such internal controls.

We have indicated to the Auditors and the Audit Committee that:

- d) i) There has not been any significant change in internal control over financial reporting during the year under reference.
ii) There has not been any significant change in accounting policies during the year under reference.
iii) We are not aware of any instance of fraud during the year, with involvement therein of the management or any employee having a significant role in the Company's internal control system over financial reporting.

Arup Kumar Banerjee
Executive Vice Chairman
(DIN: 00336225)

Rahul Choudhary
Chief Financial Officer

Place : Kolkata
Date : 28th May 2024

CERTIFICATE OF COMPLIANCE WITH CODE OF CONDUCT POLICY

I declare that in terms of Schedule V under Regulation 34(3) of SEBI (Listing Obligations and Disclosure Requirements) Regulations, 2015 the Company has received affirmation of Compliance with Code of Conduct from all the Board members and Senior Management Personnel of the Company for the financial year ended 31 March 2024.

For IFB Agro Industries Limited

Arup Kumar Banerjee
Executive Vice Chairman
(DIN: 00336225)

Place : Kolkata
Date : 28th May 2024

CERTIFICATE OF NON-DISQUALIFICATION OF DIRECTORS

*[Pursuant to Regulation 34(3) and Schedule V Para C clause (10) (i) of the SEBI
(Listing Obligations and Disclosure Requirements) Regulations, 2015]*

To,
The Members of
IFB Agro Industries Ltd
Plot No IND-5, Sector-1
East Calcutta Township
Kolkata-700 107

We have examined the relevant registers, records, forms, returns and disclosures received from the Directors of **IFB Agro Industries Limited** having CIN : L01409WB1982PLC034590 and having registered office at Plot No. - IND-5, Sector-1, East Calcutta Township, Kolkata - 700107, West Bengal (hereinafter referred to as 'the Company'), produced before us by the Company for the purpose of issuing this Certificate, in accordance with Regulation 34(3) read with Schedule V Para-C Sub clause 10(i) of the Securities Exchange Board of India (Listing Obligations and Disclosure Requirements) Regulations, 2015.

In our opinion and to the best of our information and according to the verifications (including Directors Identification Number (DIN) status at the portal www.mca.gov.in) as considered necessary and explanations furnished to us by the Company & its officers, we hereby certify that none of the Directors on the Board of the Company as stated below for the Financial Year ending on 31st March, 2024 have been debarred or disqualified from being appointed or continuing as Directors of the Company by the Securities and Exchange Board of India, Ministry of Corporate Affairs or any such other Statutory Authority

Sr. No.	Name of Director	DIN	Date of Appointment in Company
1.	Mr. Bikramjit Nag	00827155	14.10.1997
2.	Mr. Arup Kumar Banerjee	00336225	28.07.2001
3.	Mr. Amitabha Mukhopadhyay	01806781	01.11.2021
4.	Mr. Sudip Kumar Mukherji	02764262	29.10.2009
5.	Mr. Hari Ram Agarwal	00256614	02.06.2008
6.	Mr. Manoj Kumar Vijay	00075792	02.06.2008
7.	Dr. Runu Chakraborty	08463092	27.05.2019
8.	Mr. Malay Kumar Das	00408084	30.12.2021

Ensuring the eligibility for the appointment / continuity of every Director on the Board is the responsibility of the management of the Company. Our responsibility is to express an opinion on these based on our verification. This Certificate has been issued relying on the documents and information as mentioned herein above and as were made available to us or as came to our knowledge for verification without taking any cognizance of any legal dispute(s) or sub-judice matters which may have effect otherwise, if ordered so, by any concerned authority(ies). This certificate is also neither an assurance as to the future viability of the Company nor of the efficiency or effectiveness with which the management has conducted the affairs of the Company.

Place: Kolkata

Date: 28.05.2024

CS Atul Kumar Labh
Membership No. : FCS 4848
CP No. : 3238
PRCN : 1038/2020
UIN : S1999WB026800
UDIN: F004848F000467464

Independent Auditors' Report to the Members of IFB Agro Industries Limited.

Report on the Audit of the Standalone Financial Statements

Opinion

We have audited the standalone financial statements of IFB Agro Industries Limited (the “Company”) which comprise the standalone balance sheet as at 31 March 2024, and the standalone statement of profit and loss (including other comprehensive income), standalone statement of changes in equity and standalone statement of cash flows for the year then ended, and notes to the standalone financial statements, including material accounting policies and other explanatory information.

In our opinion and to the best of our information and according to the explanations given to us, the aforesaid standalone financial statements give the information required by the Companies Act, 2013 (“Act”) in the manner so required and give a true and fair view in conformity with the accounting principles generally accepted in India, of the state of affairs of the Company as at 31 March 2024, and its loss and other comprehensive income, changes in equity and its cash flows for the year ended on that date.

Basis for Opinion

We conducted our audit in accordance with the Standards on Auditing (SAs) specified under Section 143(10) of the Act. Our responsibilities under those SAs are further described in the *Auditor’s Responsibilities for the Audit of the Standalone Financial Statements* section of our report. We are independent of the Company in accordance with the Code of Ethics issued by the Institute of Chartered Accountants of India together with the ethical requirements that are relevant to our audit of the standalone financial statements under the provisions of the Act and the Rules thereunder, and we have fulfilled our other ethical responsibilities in accordance with these requirements and the Code of Ethics. We believe that the audit evidence we have obtained is sufficient and appropriate to provide a basis for our opinion on the standalone financial statements.

Key Audit Matters

Key audit matters are those matters that, in our professional judgment, were of most significance in our audit of the standalone financial statements of the current period. These matters were addressed in the context of our audit of the standalone financial statements as a whole, and in forming our opinion thereon, and we do not provide a separate opinion on these matters.

Revenue Recognition

See Note 2(a) and 19 to standalone financial statements

The key audit matter	How the matter was addressed in our audit
<p>The Company derives its revenue from sale of spirits, spirituous beverages, marine products and other allied products.</p> <p>Revenue is recognised when the Company satisfies performance obligations under the terms of contract with customers by transferring control of the products being sold to customers.</p> <p>Revenue is a key performance indicator of the Company. Thus, we have identified revenue recognition as a key audit matter.</p>	<p>Our audit procedures included the following:</p> <ul style="list-style-type: none"> ● We assessed the appropriateness of the revenue recognition accounting policies by comparing with applicable Indian accounting standards. ● We evaluated the design of key controls and operating effectiveness of the relevant key controls with respect to revenue recognition on selected transactions. ● We performed substantive testing (including year-end cut off testing). We selected samples of revenue transactions recorded during the year and verified the underlying sales invoices and shipping documents or customer acknowledgements to evidence the transfer of control. ● We carried out analytical procedures on revenue recognized during the year to identify unusual variances and conducted further enquiries and testing.

Other Information

The Company's Management and Board of Directors are responsible for the other information. The other information comprises the information included in the Company's annual report, but does not include the financial statements and auditor's report thereon.

Our opinion on the standalone financial statements does not cover the other information and we do not express any form of assurance conclusion thereon.

In connection with our audit of the standalone financial statements, our responsibility is to read the other information and, in doing so, consider whether the other information is materially inconsistent with the standalone financial statements or our knowledge obtained in the audit or otherwise appears to be materially misstated. If, based on the work we have performed, we conclude that there is a material misstatement of this other information, we are required to report that fact. We have nothing to report in this regard.

Management's and Board of Directors' Responsibilities for the Standalone Financial Statements

The Company's Management and Board of Directors are responsible for the matters stated in Section 134(5) of the Act with respect to the preparation of these standalone financial statements that give a true and fair view of the state of affairs, profit/ loss and other comprehensive income, changes in equity and cash flows of the Company in accordance with the accounting principles generally accepted in India, including the Indian Accounting Standards (Ind AS) specified under Section 133 of the Act. This responsibility also includes maintenance of adequate accounting records in accordance with the provisions of the Act for safeguarding of the assets of the Company and for preventing and detecting frauds and other irregularities; selection and application of appropriate accounting policies; making judgments and estimates that are reasonable and prudent; and design, implementation and maintenance of adequate internal financial controls, that were operating effectively for ensuring the accuracy and completeness of the accounting records, relevant to the preparation and presentation of the standalone financial statements that give a true and fair view and are free from material misstatement, whether due to fraud or error.

In preparing the standalone financial statements, the Management and Board of Directors are responsible for assessing the Company's ability to continue as a going concern, disclosing, as applicable, matters related to going concern and using the going concern basis of accounting unless the Board of Directors either intends to liquidate the Company or to cease operations, or has no realistic alternative but to do so. The Board of Directors is also responsible for overseeing the Company's financial reporting process.

Auditor's Responsibilities for the Audit of the Standalone Financial Statements

Our objectives are to obtain reasonable assurance about whether the standalone financial statements as a whole are free from material misstatement, whether due to fraud or error, and to issue an auditor's report that includes our opinion. Reasonable assurance is a high level of assurance, but is not a guarantee that an audit conducted in accordance with SAs will always detect a material misstatement when it exists. Misstatements can arise from fraud or error and are considered material if, individually or in the aggregate, they could reasonably be expected to influence the economic decisions of users taken on the basis of these standalone financial statements.

As part of an audit in accordance with SAs, we exercise professional judgment and maintain professional skepticism throughout the audit. We also:

- Identify and assess the risks of material misstatement of the standalone financial statements, whether due to fraud or error, design and perform audit procedures responsive to those risks, and obtain audit evidence that is sufficient and appropriate to provide a basis for our opinion. The risk of not detecting a material misstatement resulting from fraud is higher than for one resulting from error, as fraud may involve collusion, forgery, intentional omissions, misrepresentations, or the override of internal control.
- Obtain an understanding of internal control relevant to the audit in order to design audit procedures that are appropriate in the circumstances. Under Section 143(3)(i) of the Act, we are also responsible for expressing our opinion on whether the company has adequate internal financial controls with reference to financial statements in place and the operating effectiveness of such controls.
- Evaluate the appropriateness of accounting policies used and the reasonableness of accounting estimates and related disclosures made by the Management and Board of Directors.
- Conclude on the appropriateness of the Management and Board of Directors use of the going concern basis of accounting in preparation of standalone financial statements and, based on the audit evidence obtained, whether a material uncertainty exists related to events or conditions that may cast significant doubt on the Company's ability to continue as a going concern. If we conclude that a material uncertainty exists, we are required to draw attention in our auditor's report to the related disclosures in the

standalone financial statements or, if such disclosures are inadequate, to modify our opinion. Our conclusions are based on the audit evidence obtained up to the date of our auditor's report. However, future events or conditions may cause the Company to cease to continue as a going concern.

- Evaluate the overall presentation, structure and content of the standalone financial statements, including the disclosures, and whether the standalone financial statements represent the underlying transactions and events in a manner that achieves fair presentation.

We communicate with those charged with governance regarding, among other matters, the planned scope and timing of the audit and significant audit findings, including any significant deficiencies in internal control that we identify during our audit.

We also provide those charged with governance with a statement that we have complied with relevant ethical requirements regarding independence, and to communicate with them all relationships and other matters that may reasonably be thought to bear on our independence, and where applicable, related safeguards.

From the matters communicated with those charged with governance, we determine those matters that were of most significance in the audit of the standalone financial statements of the current period and are therefore the key audit matters. We describe these matters in our auditor's report unless law or regulation precludes public disclosure about the matter or when, in extremely rare circumstances, we determine that a matter should not be communicated in our report because the adverse consequences of doing so would reasonably be expected to outweigh the public interest benefits of such communication.

Report on Other Legal and Regulatory Requirements

1. As required by the Companies (Auditor's Report) Order, 2020 ("the Order") issued by the Central Government of India in terms of Section 143(11) of the Act, we give in the "Annexure A" a statement on the matters specified in paragraphs 3 and 4 of the Order, to the extent applicable.
2. A. As required by Section 143(3) of the Act, we report that:
 - a. We have sought and obtained all the information and explanations which to the best of our knowledge and belief were necessary for the purposes of our audit.
 - b. In our opinion, proper books of account as required by law have been kept by the Company so far as it appears from our examination of those books except for the matter stated in the paragraph 2B(f) below on reporting under Rule 11(g) of the Companies (Audit and Auditors) Rules, 2014.
 - c. The standalone balance sheet, the standalone statement of profit and loss (including other comprehensive income), the standalone statement of changes in equity and the standalone statement of cash flows dealt with by this Report are in agreement with the books of account.
 - d. In our opinion, the aforesaid standalone financial statements comply with the Ind AS specified under Section 133 of the Act.
 - e. On the basis of the written representations received from the directors as on 01 April 2024 and 13 April 2024 taken on record by the Board of Directors, none of the directors is disqualified as on 31 March 2024 from being appointed as a director in terms of Section 164(2) of the Act
 - f. the observation relating to the maintenance of accounts and other matters connected therewith are as stated in the paragraph 2A(b) above on reporting under Section 143(3)(b) and paragraph 2B(f) below on reporting under Rule 11(g) of the Companies (Audit and Auditors) Rules, 2014.
 - g. With respect to the adequacy of the internal financial controls with reference to financial statements of the Company and the operating effectiveness of such controls, refer to our separate Report in "Annexure B".
- B. With respect to the other matters to be included in the Auditor's Report in accordance with Rule 11 of the Companies (Audit and Auditors) Rules, 2014, in our opinion and to the best of our information and according to the explanations given to us:
 - a. The Company has disclosed the impact of pending litigations as at 31 March 2024 on its financial position in its standalone financial statements - Refer Note 32 to the standalone financial statements.

- b. The Company did not have any long-term contracts including derivative contracts for which there were any material foreseeable losses.
- c. There were no amounts which were required to be transferred to the Investor Education and Protection Fund by the Company.
- d. (i) The management has represented that, to the best of its knowledge and belief, as disclosed in the Note 44 to the standalone financial statements, no funds have been advanced or loaned or invested (either from borrowed funds or share premium or any other sources or kind of funds) by the Company to or in any other person(s) or entity(ies), including foreign entities (“Intermediaries”), with the understanding, whether recorded in writing or otherwise, that the Intermediary shall directly or indirectly lend or invest in other persons or entities identified in any manner whatsoever by or on behalf of the Company (“Ultimate Beneficiaries”) or provide any guarantee, security or the like on behalf of the Ultimate Beneficiaries.
- (ii) The management has represented that, to the best of its knowledge and belief, as disclosed in the Note 44 to the standalone financial statements, no funds have been received by the Company from any person(s) or entity(ies), including foreign entities (“Funding Parties”), with the understanding, whether recorded in writing or otherwise, that the Company shall directly or indirectly, lend or invest in other persons or entities identified in any manner whatsoever by or on behalf of the Funding Parties (“Ultimate Beneficiaries”) or provide any guarantee, security or the like on behalf of the Ultimate Beneficiaries.
- (iii) Based on the audit procedures performed that have been considered reasonable and appropriate in the circumstances, nothing has come to our notice that has caused us to believe that the representations under sub-clause (i) and (ii) of Rule 11(e), as provided under (i) and (ii) above, contain any material misstatement.
- e. The Company has neither declared nor paid any dividend during the year.
- f. Based on our examination which included test checks, the Company has used an accounting software for maintaining its books of account, however, the feature of recording audit trail (edit log) facility has not been enabled. Consequently, we are unable to comment on audit trail feature of the said software.
- C. With respect to the matter to be included in the Auditor’s Report under Section 197(16) of the Act:

In our opinion and according to the information and explanations given to us, the remuneration paid by the Company to its directors during the current year is in accordance with the provisions of Section 197 read with Schedule V of the Act. The remuneration paid to any director is not in excess of the limit laid down under Section 197 read with Schedule V of the Act. The Ministry of Corporate Affairs has not prescribed other details under Section 197(16) of the Act which are required to be commented upon by us.

For B S R & Co. LLP
Chartered Accountants
Firm registration No.: 101248W/W-100022

Jayanta Mukhopadhyay
Partner
Membership No.: 055757
ICAI UDIN:24055757BKEYLA3122

Place: Kolkata
Date: 28 May 2024

Annexure A to the Independent Auditor's Report on the Standalone Financial Statements of IFB Agro Industries Limited for the year ended 31 March 2024

(Referred to in paragraph 1 under 'Report on Other Legal and Regulatory Requirements' section of our report of even date)

- (i) (a) (A) The Company has maintained proper records showing full particulars, including quantitative details and situation of Property, Plant and Equipment.
- (B) In our opinion and according to the information and explanations given to us, the Company did not have any intangible assets. Accordingly, clause 3(i)(a)(b) of the Order is not applicable.
- (i) (b) According to the information and explanations given to us and on the basis of our examination of the records of the Company, the Company has a regular programme of physical verification of its Property, Plant and Equipment by which all property, plant and equipment are verified in a phased manner over a period of three years. In accordance with this programme, certain property, plant and equipment were verified during the year. In our opinion, this periodicity of physical verification is reasonable having regard to the size of the Company and the nature of its assets. No material discrepancies were noticed on such verification.
- (c) According to the information and explanations given to us and on the basis of our examination of the records of the Company, the title deeds of immovable properties (other than immovable properties where the Company is the lessee and the leases agreements are duly executed in favour of the lessee) disclosed in the standalone financial statements are held in the name of the Company, except for one leasehold land as detailed in Note 3(a)(ii) to the standalone financial statements.
- (d) According to the information and explanations given to us and on the basis of our examination of the records of the Company, the Company has not revalued its Property, Plant and Equipment (including Right of Use assets) during the year.
- (e) According to the information and explanations given to us and on the basis of our examination of the records of the Company, there are no proceedings initiated or pending against the Company for holding any benami property under the Prohibition of Benami Property Transactions Act, 1988 and rules made thereunder.
- (ii) (a) The inventory, except stocks lying with third parties, has been physically verified by the management during the year. For stocks lying with third parties at the year-end, written confirmations have been obtained. In our opinion, the frequency of such verification is reasonable and procedures and coverage as followed by management were appropriate. No discrepancies were noticed on verification between the physical stocks and the book records that were more than 10% in the aggregate of each class of inventory
- (b) According to the information and explanations given to us and on the basis of our examination of the records of the Company, the Company has been sanctioned working capital limits in excess of five crore rupees, in aggregate, from banks or financial institutions on the basis of security of current assets. In our opinion, the quarterly returns or statements filed by the Company with such banks or financial institutions are in agreement with the books of account of the Company.
- (iii) According to the information and explanations given to us and on the basis of our examination of the records of the Company, the Company has made investments in subsidiary companies and other parties, provided guarantee to subsidiary company and granted loans to other parties in respect of which the requisite information is as below. The Company has not provided any advances in the nature of loans and security to companies, firms, limited liability partnership or any other parties during the year. The Company has not made investments in firm, limited liability partnership and not provided guarantee and granted loans to firm or limited liability partnership or other parties.
- (a) Based on the audit procedures carried on by us and as per the information and explanations given to us the Company has provided loans to other entity or stood guarantee to subsidiary company as below:

(Rs. in Lakhs)

Particulars	Guarantees	Loans	Advances in Nature of Loans
Aggregate amount during the year			
Subsidiary*	442	-	-
Others	-	29	-
Balance outstanding as at balance sheet date			
Subsidiary*	442	-	-
Others	-	18	187

*As per the Companies Act, 2013

- (b) According to the information and explanations given to us and based on the audit procedures conducted by us, in our opinion the investments made, guarantees provided during the year and the terms and conditions of the grant of loans and advances in the nature of loans and guarantees provided during the year are, prima facie, not prejudicial to the interest of the Company.
- (c) According to the information and explanations given to us and on the basis of our examination of the records of the Company, in the case of loans and advance in the nature of loan given, in our opinion the repayment of principal and payment of interest has been stipulated and the repayments or receipts have been regular.
- (d) According to the information and explanations given to us and on the basis of our examination of the records of the Company, there is no overdue amount for more than ninety days in respect of loans and advance in the nature of loans given.
- (e) According to the information and explanations given to us and on the basis of our examination of the records of the Company, there is no loan or advance in the nature of loan granted falling due during the year, which has been renewed or extended or fresh loans granted to settle the overdues of existing loans given to same parties.
- (f) According to the information and explanations given to us and on the basis of our examination of the records of the Company, the Company has not granted any loans or advances in the nature of loans either repayable on demand or without specifying any terms or period of repayment.
- (iv) According to the information and explanations given to us and on the basis of our examination of the records of the Company, the Company has not given any loans, or provided any guarantee or security as specified under Section 185 of the Companies Act, 2013 ("the Act"). In respect of the investments made and guarantee provided by the Company, in our opinion the provisions of Section 186 of the Act have been complied with.
- (v) The Company has not accepted any deposits or amounts which are deemed to be deposits from the public. Accordingly, clause 3(v) of the Order is not applicable.
- (vi) According to the information and explanations given to us, the Central Government has not prescribed the maintenance of cost records under Section 148(1) of the Act for the products manufactured by it. Accordingly, clause 3(vi) of the Order is not applicable.
- (vii) (a) The Company does not have liability in respect of Service tax and Value added tax during the year since effective 1 July 2017, these statutory dues has been subsumed into GST.

According to the information and explanations given to us and on the basis of our examination of the records of the Company, in our opinion amounts deducted / accrued in the books of account in respect of undisputed statutory dues including Duty of excise, Sales tax, Goods and Service Tax, Provident Fund, Employees State Insurance, Duty of Customs or Cess or other statutory dues have generally been regularly deposited with the appropriate authorities, though there have been slight delays in a few cases of Income-Tax.

According to the information and explanations given to us and on the basis of our examination of the records of the Company, no undisputed amounts payable in respect of Duty of excise, Sales tax, Goods and Service Tax, Provident Fund, Employees State Insurance, Income-Tax, Duty of Customs or Cess or other statutory dues were in arrears as at 31 March 2024 for a period of more than six months from the date they became payable.

- (b) According to the information and explanations given to us and on the basis of our examination of the records of the Company, statutory dues relating to Duty of excise, Sales tax, Goods and Service Tax, Provident Fund, Employees State Insurance, Income-Tax, Duty of Customs or Cess or other statutory dues which have not been deposited on account of any dispute are as follows:

(Rs. in Lakhs)

Name of the statute	Nature of dues	Amount	Amount Paid Under Protest	Period to which the amount relates	Forum where dispute is pending
The Bengal Excise Act, 1909	State excise duty	1,192	-	2010-11 to 2016-17	West Bengal Taxation Tribunal
West Bengal Molasses Control Act, 1973	State excise duty	58	15	2003-2006 and 2008	High Court of Calcutta
West Bengal Sales Tax Act, 1994	Sales tax	20	-	2017-18	Senior Joint Commissioner of Commercial Taxes, West Bengal
Income Tax Act, 1961	Income Tax and penalty	959	-	2016-17	Commissioner of Income-tax (Appeals)
Income Tax Act, 1961	Income Tax	59	-	2017-18	Commissioner of Income-tax (Appeals)
Central/ West Bengal Goods and Services Tax Act 2017	Goods and Services Tax	1,216	225	2017-21	Additional Commissioner, CGST and CX Commissionerate

- (viii) According to the information and explanations given to us and on the basis of our examination of the records of the Company, the Company has not surrendered or disclosed any transactions, previously unrecorded as income in the books of account, in the tax assessments under the Income Tax Act, 1961 as income during the year.
- (ix) (a) According to the information and explanations given to us and on the basis of our examination of the records of the Company, the Company has not defaulted in repayment of loans and borrowing or in the payment of interest thereon to any lender.
- (b) According to the information and explanations given to us and on the basis of our examination of the records of the Company, the Company has not been declared a wilful defaulter by any bank or financial institution or government or government authority.
- (c) In our opinion and according to the information and explanations given to us by the management, term loans were applied for the purpose for which the loans were obtained.
- (d) According to the information and explanations given to us and on an overall examination of the balance sheet of the Company, we report that no funds raised on short-term basis have been used for long-term purposes by the Company.

- (e) According to the information and explanations given to us and on an overall examination of the standalone financial statements of the Company, we report that the Company has not taken any funds from any entity or person on account of or to meet the obligations of its subsidiaries as defined under the Act.
- (f) According to the information and explanations given to us and procedures performed by us, we report that the Company has not raised loans during the year on the pledge of securities held in its subsidiaries (as defined under the Act).
- (x) (a) The Company has not raised any moneys by way of initial public offer or further public offer (including debt instruments). Accordingly, clause 3(x)(a) of the Order is not applicable.
- (b) According to the information and explanations given to us and on the basis of our examination of the records of the Company, the Company has not made any preferential allotment or private placement of shares or fully or partly convertible debentures during the year. Accordingly, clause 3(x)(b) of the Order is not applicable.
- (xi) (a) Based on examination of the books and records of the Company and according to the information and explanations given to us, no fraud by the Company or on the Company has been noticed or reported during the course of the audit.
- (b) According to the information and explanations given to us, no report under sub-section (12) of Section 143 of the Act has been filed by the auditors in Form ADT-4 as prescribed under Rule 13 of the Companies (Audit and Auditors) Rules, 2014 with the Central Government.
- (c) As represented to us by the management, there are no whistle blower complaints received by the Company during the year.
- (xii) According to the information and explanations given to us, the Company is not a Nidhi Company. Accordingly, clause 3(xii) of the Order is not applicable.
- (xiii) In our opinion and according to the information and explanations given to us, the transactions with related parties are in compliance with Section 177 and 188 of the Act, where applicable, and the details of the related party transactions have been disclosed in the standalone financial statements as required by the applicable accounting standards.
- (xiv) (a) Based on information and explanations provided to us and our audit procedures, in our opinion, the Company has an internal audit system commensurate with the size and nature of its business.
- (b) We have considered the internal audit reports of the Company issued till date for the period under audit.
- (xv) In our opinion and according to the information and explanations given to us, the Company has not entered into any non-cash transactions with its directors or persons connected to its directors and hence, provisions of Section 192 of the Act are not applicable to the Company.
- (xvi) (a) The Company is not required to be registered under Section 45-IA of the Reserve Bank of India Act, 1934. Accordingly, clause 3(xvi)(a) of the Order is not applicable.
- (b) The Company is not required to be registered under Section 45-IA of the Reserve Bank of India Act, 1934. Accordingly, clause 3(xvi)(b) of the Order is not applicable.
- (c) The Company is not a Core Investment Company (CIC) as defined in the regulations made by the Reserve Bank of India. Accordingly, clause 3(xvi)(c) of the Order is not applicable.
- (d) The Company is not part of any group (as per the provisions of the Core Investment Companies (Reserve Bank) Directions, 2016 as amended). Accordingly, the requirements of clause 3(xvi)(d) are not applicable.
- (xvii) The Company has not incurred cash losses in the current and in the immediately preceding financial year.

- (xviii) There has been no resignation of the statutory auditors during the year. Accordingly, clause 3(xviii) of the Order is not applicable.
- (xix) According to the information and explanations given to us and on the basis of the financial ratios, ageing and expected dates of realisation of financial assets and payment of financial liabilities, other information accompanying the standalone financial statements, our knowledge of the Board of Directors and management plans and based on our examination of the evidence supporting the assumptions, nothing has come to our attention, which causes us to believe that any material uncertainty exists as on the date of the audit report that the Company is not capable of meeting its liabilities existing at the date of balance sheet as and when they fall due within a period of one year from the balance sheet date. We, however, state that this is not an assurance as to the future viability of the Company. We further state that our reporting is based on the facts up to the date of the audit report and we neither give any guarantee nor any assurance that all liabilities falling due within a period of one year from the balance sheet date, will get discharged by the Company as and when they fall due.
- (xx) In our opinion and according to the information and explanations given to us, there is no unspent amount under sub-section (5) of Section 135 of the Act pursuant to any project. Accordingly, clauses 3(xx)(a) and 3(xx)(b) of the Order are not applicable.

Place: Kolkata
Date: 28 May 2024

For B S R & Co. LLP
Chartered Accountants
Firm registration No.: 101248W/W-100022

Jayanta Mukhopadhyay
Partner
Membership No.: 055757
ICAI UDIN:24055757BKEYLA3122

Annexure B to the Independent Auditor's Report on the standalone financial statements of IFB Agro Industries Limited for the year ended 31 March 2024**Report on the internal financial controls with reference to the aforesaid standalone financial statements under Clause (i) of Sub-section 3 of Section 143 of the Act**

(Referred to in paragraph 2(A)(g) under 'Report on Other Legal and Regulatory Requirements' section of our report of even date)

Opinion

We have audited the internal financial controls with reference to financial statements of IFB Agro Industries Limited ("the Company") as of 31 March 2024 in conjunction with our audit of the standalone financial statements of the Company for the year ended on that date.

In our opinion, the Company has, in all material respects, adequate internal financial controls with reference to financial statements and such internal financial controls were operating effectively as at 31 March 2024, based on the internal financial controls with reference to financial statements criteria established by the Company considering the essential components of internal control stated in the Guidance Note on Audit of Internal Financial Controls Over Financial Reporting issued by the Institute of Chartered Accountants of India (the "Guidance Note").

Management's and Board of Directors' Responsibilities for Internal Financial Controls

The Company's Management and the Board of Directors are responsible for establishing and maintaining internal financial controls based on the internal financial controls with reference to financial statements criteria established by the Company considering the essential components of internal control stated in the Guidance Note. These responsibilities include the design, implementation and maintenance of adequate internal financial controls that were operating effectively for ensuring the orderly and efficient conduct of its business, including adherence to company's policies, the safeguarding of its assets, the prevention and detection of frauds and errors, the accuracy and completeness of the accounting records, and the timely preparation of reliable financial information, as required under the Act.

Auditor's Responsibility

Our responsibility is to express an opinion on the Company's internal financial controls with reference to financial statements based on our audit. We conducted our audit in accordance with the Guidance Note and the Standards on Auditing, prescribed under Section 143(10) of the Act, to the extent applicable to an audit of internal financial controls with reference to financial statements. Those Standards and the Guidance Note require that we comply with ethical requirements and plan and perform the audit to obtain reasonable assurance about whether adequate internal financial controls with reference to financial statements were established and maintained and if such controls operated effectively in all material respects.

Our audit involves performing procedures to obtain audit evidence about the adequacy of the internal financial controls with reference to financial statements and their operating effectiveness. Our audit of internal financial controls with reference to financial statements included obtaining an understanding of internal financial controls with reference to financial statements, assessing the risk that a material weakness exists, and testing and evaluating the design and operating effectiveness of internal control based on the assessed risk. The procedures selected depend on the auditor's judgement, including the assessment of the risks of material misstatement of the standalone financial statements, whether due to fraud or error.

We believe that the audit evidence we have obtained is sufficient and appropriate to provide a basis for our audit opinion on the Company's internal financial controls with reference to financial statements.

Meaning of Internal Financial Controls with Reference to Financial Statements

A company's internal financial controls with reference to financial statements is a process designed to provide reasonable assurance regarding the reliability of financial reporting and the preparation of financial statements for external purposes in accordance with generally accepted accounting principles. A company's internal financial controls with reference to financial statements include those policies and procedures that (1) pertain to the maintenance of records that, in reasonable detail, accurately and fairly reflect the transactions and dispositions of the assets of the company; (2) provide reasonable assurance that transactions are recorded as necessary to permit preparation of financial statements in accordance with generally accepted accounting principles, and that receipts and expenditures of the company are being made only in accordance with authorisations of management and directors of the company; and (3) provide reasonable assurance regarding prevention or timely detection of unauthorised acquisition, use, or disposition of the company's assets that could have a material effect on the financial statements.

Inherent Limitations of Internal Financial Controls with Reference to Financial Statements

Because of the inherent limitations of internal financial controls with reference to financial statements, including the possibility of collusion or improper management override of controls, material misstatements due to error or fraud may occur and not be detected. Also, projections of any evaluation of the internal financial controls with reference to financial statements to future periods are subject to the risk that the internal financial controls with reference to financial statements may become inadequate because of changes in conditions, or that the degree of compliance with the policies or procedures may deteriorate.

Place: Kolkata
Date: 28 May 2024

For B S R & Co. LLP
Chartered Accountants
Firm registration No.: 101248W/W-100022

Jayanta Mukhopadhyay
Partner
Membership No.: 055757
ICAI UDIN:24055757BKEYLA3122

Standalone Balance sheet as at 31 March 2024

(All amounts in ₹ lakhs, unless otherwise stated)

	Notes	As at 31 March 2024	As at 31 March 2023
Assets			
Non-current assets			
Property, plant and equipment	3 (a)	14,769	13,141
Capital work-in-progress	3 (b)	132	500
Intangible assets under development	3 (d)	-	222
Financial assets			
- Investments	4 (a)	9,377	7,650
- Other financial assets	5 (a)	86	57
Current tax assets (net)		645	444
Other non-current assets	6 (a)	899	701
Total non-current assets		25,908	22,715
Current assets			
Inventories	7	12,056	10,020
Financial assets			
- Investments	4 (b)	2,854	3,363
- Trade receivables	8	8,005	5,189
- Cash and cash equivalents	9 (a)	10,098	17,094
- Bank balances other than above	9 (b)	756	219
- Loans	10	18	12
- Other financial assets	5(b)	92	30
Other current assets	6(b)	3,806	4,505
Total current assets		37,685	40,432
Total assets		63,593	63,147
Equity and liabilities			
Equity			
Equity share capital	11	937	937
Other equity	12	54,372	54,259
Total equity		55,309	55,196
Liabilities			
Non-current liabilities			
Financial liabilities			
- Borrowings	13 (a)	500	1,000
- Lease Liabilities		106	58
- Other financial liabilities	14 (a)	240	240
Provisions	15 (a)	22	220
Deferred tax liabilities (net)	16	926	1,456
Other non-current liabilities	17 (a)	24	26
Total non-current liabilities		1,818	3,000
Current liabilities			
Financial liabilities			
- Borrowings	13 (b)	500	500
- Lease Liabilities		12	7
- Trade payables	18		
-total outstanding dues of micro enterprises and small enterprises		282	35
-total outstanding dues of creditors other than micro enterprises and small enterprises		4,162	2,755
- Other financial liabilities	14 (b)	536	460
Other current liabilities	17 (b)	762	982
Provisions	15 (b)	189	189
Current tax liabilities, net		23	23
Total current liabilities		6,466	4,951
Total liabilities		8,284	7,951
Total equity and liabilities		63,593	63,147

The accompanying notes 1 to 44 form an integral part of these standalone financial statements.

This is the standalone balance sheet referred to in our report of even date.

For **B S R & Co. LLP**
Chartered Accountants
Firm Registration No. 101248W/W -100022

Jayanta Mukhopadhyay
Partner
Membership No. 055757
Kolkata, 28 May 2024

For and on behalf of the Board of Directors of **IFB Agro Industries Ltd**

Chairman
Executive Vice Chairman
Chief Financial Officer
Company Secretary
Kolkata, 28 May 2024

Bikramjit Nag (DIN: 00827155)
Arup Kumar Banerjee (DIN: 00336225)
Rahul Choudhary
Kuntal Roy (ACS: 36912)

Standalone Statement of profit and loss for the year ended 31 March 2024

(All amounts in ` lakhs, unless otherwise stated)

	Notes	Year ended 31 March 2024	Year ended 31 March 2023
Income			
Revenue from operations	19	137,792	157,065
Other income	20	1,787	1,537
Total income		139,579	158,602
Expenses			
Cost of materials consumed	21	48,073	67,889
Purchases of stock-in-trade	22	15,623	21,251
Changes in inventories of finished goods, stock-in-trade and work-in-progress	23	(407)	(2,525)
Excise duty on sale of goods		44,805	32,419
Employee benefits expense	24	5,901	5,961
Finance costs	25	150	184
Depreciation and amortisation expenses	26	2,134	1,874
Other expenses	27	24,726	24,583
Total expenses		141,005	151,636
Profit/(Loss) before exceptional item and tax		(1,426)	6,966
Exceptional item [(income)/expense]	28	410	-
Profit/(Loss) before taxes		(1,836)	6,966
Tax expenses	29 (a)		
Current tax		-	1,467
Deferred tax		(691)	399
		(691)	1,866
Profit/(Loss) after tax		(1,145)	5,100
Other comprehensive income/(loss):			
Items that will not be reclassified subsequently to profit or loss:			
Changes in fair value of equity instruments		1,352	(170)
Remeasurement of post-employment benefit obligations		66	14
Tax relating to these items	29 (b)	(160)	(26)
Total other comprehensive income/(loss) for the year, net of tax		1,258	(182)
Total comprehensive income for the year		113	4,918
Earnings per equity share			
Basic and diluted earnings per share (₹)	30	(12.22)	54.45

The accompanying notes 1 to 44 form an integral part of these standalone financial statements.

This is the standalone statement of profit and loss referred to in our report of even date.

For **BSR & Co. LLP**
Chartered Accountants
Firm Registration No. 101248W/W -100022

Jayanta Mukhopadhyay
Partner
Membership No. 055757

Kolkata, 28 May 2024

For and on behalf of the Board of Directors of **IFB Agro Industries Ltd**

Chairman
Executive Vice Chairman
Chief Financial Officer
Company Secretary

Kolkata, 28 May 2024

Bikramjit Nag (DIN: 00827155)
Arup Kumar Banerjee (DIN: 00336225)
Rahul Choudhary
Kuntal Roy (ACS: 36912)

Standalone Statement of cash flows for the year ended 31 March 2024

(All amounts in ₹ lakhs, unless otherwise stated)

	Year ended 31 March 2024	Year ended 31 March 2023
A. Cash flows from operating activities:		
Profit/(Loss) before tax	(1,836)	6,966
Adjustment for:		
Depreciation and amortisation expenses	2,134	1,874
Bad debts written-off	-	33
Loss Allowance on trade receivables	14	-
Writeback of loss allowance on trade receivables (net)	(24)	(116)
Net gain arising on sale of financial assets measured at fair value through profit and loss (FVTPL)	(491)	(605)
Net gain on remeasurement of financial assets measured at FVTPL	(207)	(185)
Net loss arising on remeasurement of derivatives at FVTPL	6	6
Unwinding of deferred income	(2)	(2)
(Gain)/ loss on sale of property, plant and equipment, net	(23)	21
Liabilities no longer required written back	(280)	(72)
Unrealised forex (gain)/loss	(4)	2
Interest income	(65)	(54)
Write off of property, plant and equipment	61	9
Finance costs	150	184
Provision for diminution in value of investments in subsidiary	410	-
Operating profit/(loss) before working capital changes:	(157)	8,061
Movement in working capital:		
(Increase)/decrease in inventories	(2,036)	(3,483)
(Increase)/decrease in trade receivables	(2,802)	1,704
(Increase)/decrease in loans	(6)	4
(Increase)/decrease in other financial assets	(97)	(36)
(Increase)/decrease in other non-financial assets	707	(630)
Increase/(decrease) in trade payables	1,934	(738)
Increase/(decrease) in provisions	(132)	103
Increase/(decrease) in other financial liabilities	(80)	(49)
Increase/(decrease) in other non-financial liabilities	(220)	233
Cash generated from/(used in) operations	(2,889)	5,169
Income taxes paid (net of refund)	(201)	(1,749)
Net cash generated from/(used in) operating activities (A)	(3,090)	3,420
B. Cash flows from investing activities		
Purchase of property, plant and equipment (including capital work in progress)	(3,235)	(1,421)
Proceeds from sale of property, plant and equipment	30	7
Investments made in equity shares of wholly owned subsidiary measured at cost	(785)	-
Purchase of mutual funds measured at FVTPL	(44,393)	(71,613)
Redemption/Sale of mutual funds measured at FVTPL	45,600	72,218
(Increase)/decrease in other bank balance	(545)	(21)
Investment in tax free bonds at amortised cost	-	(372)
Sale of tax free bonds at amortised cost	-	478
Investment in equity shares measured at FVTOCI	-	(1,000)
Interest received	73	48
Net cash used in investing activities (B)	(3,255)	(1,676)

Standalone Statement of cash flows for the year ended 31 March 2024 (Contd.)

(All amounts in ₹ lakhs, unless otherwise stated)

		Year ended 31 March 2024	Year ended 31 March 2023
C. Cash flows from financing activities			
Repayment of borrowings		(500)	(500)
Interest paid other than interest on lease liability		(139)	(177)
Lease payments		(12)	(8)
Net cash used in financing activities	(C)	(651)	(685)
Net increase/(decrease) in cash and cash equivalents	(A+B+C)	(6,996)	1,059
Cash and cash equivalents as at the beginning of the year		17,094	16,035
Cash and cash equivalents as at the end of the year [refer note 9(a)]		10,098	17,094

Notes:

- i) The above standalone statement of cash flow has been prepared under the 'Indirect method' as set out in Ind AS 7, "Statement of cash flow".
- ii) Reconciliation between the opening and closing balances in the balance sheet for liabilities arising from financial activities are as under:

	As at 31 March 2024	As at 31 March 2023
Term loans		
Opening balance of borrowings	1,500	2,000
Repayment during the year	500	500
	1,000	1,500

This is the standalone statement of cash flow referred to in our report of even date.

For **B S R & Co. LLP**
Chartered Accountants
Firm Registration No. 101248W/W -100022

Jayanta Mukhopadhyay
Partner
Membership No. 055757
Kolkata, 28 May 2024

For and on behalf of the Board of Directors of **IFB Agro Industries Ltd**

Chairman
Executive Vice Chairman
Chief Financial Officer
Company Secretary
Kolkata, 28 May 2024

Bikramjit Nag (DIN: 00827155)
Arup Kumar Banerjee (DIN: 00336225)
Rahul Choudhary
Kuntal Roy (ACS: 36912)

Standalone Statement of changes in equity for the year ended 31 March 2024

(All amounts in ₹ lakhs, unless otherwise stated)

(A) Equity share capital

Particulars	As at 31 March 2024	As at 31 March 2023
Balance at the beginning and end of the year	937	937

(B) Other equity

	Reserves and surplus			Equity Instruments through OCI	Total
	Securities premium	General reserves	Retained earnings		
Balance as at 31 March 2022	3,194	285	42,685	3,177	49,341
Profit after tax	-	-	5,100	-	5,100
Items of other comprehensive income, net of tax:					
- Remeasurements of post-employment benefit obligations	-	-	9	-	9
- Changes in fair value of equity instruments	-	-	-	(191)	(191)
Balance as at 31 March 2023	3,194	285	47,794	2,986	54,259
Loss after tax	-	-	(1,145)		(1,145)
Items of other comprehensive income, net of tax:					
- Remeasurements of post-employment benefit obligations	-	-	66	-	66
- Changes in fair value of equity instruments	-	-	-	1,192	1,192
Balance as at 31 March 2024	3,194	285	46,715	4,178	54,372

Refer note 12 for nature and purpose of reserve

This is the standalone statement of changes in equity referred to in our report of even date.

For **B S R & Co. LLP**
Chartered Accountants
Firm Registration No. 101248W/W -100022

Jayanta Mukhopadhyay
Partner
Membership No. 055757
Kolkata, 28 May 2024

For and on behalf of the Board of Directors of **IFB Agro Industries Ltd**

Chairman
Executive Vice Chairman
Chief Financial Officer
Company Secretary
Kolkata, 28 May 2024

Bikramjit Nag (DIN: 00827155)
Arup Kumar Banerjee (DIN: 00336225)
Rahul Choudhary
Kuntal Roy (ACS: 36912)

Notes to standalone financial statements for the year ended 31 March 2024

(All amounts in ₹ lakhs, unless otherwise stated)

Summary of Material accounting policies and other explanatory informations:

1A Background

IFB Agro Industries Limited is a Company limited by shares, incorporated and domiciled in India. The Company is primarily engaged in the business of manufacturing alcohol, bottling of branded alcoholic beverages, processed marine foods both for domestic and export markets and sale of feed. The Company is listed on BSE Limited and National Stock Exchange of India Limited. The registered office of the Company is located at Plot No. IND-5, Sector-I, East Kolkata Township, Kolkata – 700 107, India. The corporate identification number (CIN) of the Company is L01409WB1982PLC034590.

These standalone financial statements are approved by the Company's Board of Directors on 28 May 2024.

1B Basis of Preparation

(a) General information and statement of compliance with Indian Accounting Standards

The standalone financial statements comply in all material aspects with Indian Accounting Standards (Ind AS) notified under Section 133 of the Companies Act, 2013 (hereinafter referred to as the "Act") read with Rule 3 of the Companies (Indian Accounting Standards) Rules, 2015 as amended from time to time and other relevant provisions of the Act. The Company has uniformly applied the accounting policies during the year.

(b) Historical Cost Convention

The standalone financial statements have been prepared on a historical cost basis, except the following:

- certain financial assets and liabilities (including derivative instruments, investment in mutual funds and equity securities at FVOCI) that are measured at fair value; and
- Fair Value of plan assets less the present value of the defined benefit obligation

(c) Accounting estimates and judgements

Preparation of financial statements requires the use of judgements, estimates and assumptions in the application of accounting policies that affects the reported amount of assets, liabilities, income and expenses. Actual results may differ from these estimates. Continuous evaluation of such estimates are done based on historical experience and other factors, including future expectations that are believed to be reasonable. Revisions to accounting estimates are recognized prospectively.

Details of critical estimates and judgements used which have a significant effect on the carrying amounts of assets and liabilities, are provided in the following notes:

Income tax:

The Company's tax jurisdiction is India. Significant judgements are involved in estimating budgeted profits for the purpose of paying advance tax, determining the provision for income taxes, including amount expected to be paid/recovered for uncertain tax positions. Refer note 16 and 29.

Useful life of property, plant and equipment:

Refer note 2 (b) for details.

Measurement of defined benefit obligations:

The cost of defined benefits includes gratuity and compensated absences. The present value of the defined benefit obligation are based on actuarial valuation using the projected unit credit method. An actuarial valuation involves making various assumptions that may differ from actual developments in the future. These include the determination of the discount rate, future salary increases and mortality rates. Due to the complexities involved in the valuation and its long-term nature, a defined benefit obligation is highly sensitive to changes in these assumptions. All assumptions are reviewed at each reporting date. The same are disclosed in notes 24 and 33.

Impairment of assets:

Refer note 2 (b), (c) and (e) for details.

Classification of leases:

Refer note 2 (l) for details.

Notes to standalone financial statements for the year ended 31 March 2024 (Contd.)

(All amounts in ₹ lakhs, unless otherwise stated)

Estimation of provisions and contingencies:

Refer note 2 (m), 15 and 32(a) for details.

Recognition of deferred tax assets:

Refer note 2 (n) for details.

Fair value measurements:

When the fair values of financial assets and financial liabilities recorded in the balance sheet cannot be measured based on quoted prices in active markets, their fair value is measured using valuation techniques, including the discounted cash flow model, which involve various judgements and assumptions. Refer note 36 for details.

The Company presents all its assets and liabilities in the balance sheet based on current or non-current classification. Assets and liabilities are classified as current or non-current as per the Company's normal operating cycle and other criteria as set out in the Division II of Schedule III to the Companies Act, 2013. Based on the nature of products and the time between acquisition of assets for processing and their realization in cash and cash equivalents, the Company has ascertained its operating cycle as 12 months for the purpose of current or non-current classification of assets and liabilities.

d. Recent accounting pronouncements:

Ministry of Corporate Affairs ("MCA") notifies new standards or amendments to the existing standards under Companies (Indian Accounting Standards) Rules as issued from time to time. For the year ended 31 March 2024, MCA has not notified any new standards or amendments to the existing standards applicable to the Company.

2 Material accounting policies**(a) Revenue from contracts with customers**

Revenue from contracts with customers is recognised when the control of the goods or services is transferred to the customer at an amount that reflects the consideration to which the Company expects to be entitled in exchange for those goods or services.

The Company recognises revenue from contracts with customers based on a five-step model as set out in Ind AS - 115, Revenue from contracts with customers:

- i) Identify the contracts with customers: A contract is defined as an agreement between two or more parties that creates enforceable rights and obligations and sets out the criteria for every contract that must be met.
- ii) Identify the performance obligations in the contract: A performance obligation is a promise in a contract with a customer to transfer goods or services to the customer.
- iii) Determine the transaction price: The transaction price is the amount of consideration to which the Company expects to be entitled in exchange for transferring promised goods or services to a customer, excluding amounts collected on behalf of third parties.
- iv) Allocate the transaction price to the performance obligations in the contract: For a contract that has more than one performance obligation, the Company will allocate the transaction price to each performance obligation in an amount that depicts the amount of consideration to which the Company expects to be entitled in exchange for satisfying each performance obligation.
- v) Recognise revenue when (or as) the Company satisfies a performance obligation at a point in time or over time.

Sale of goods and services:

The Company has concluded that revenue from sale of goods should be recognised at a point in time when the control of the asset is transferred to the customer, generally on despatch or delivery of the goods, as per the terms of the contract.

The Company considers whether there are other promises in the contract that are separate performance obligations to which a portion of transaction price needs to be allocated. In determining the transaction price for the sale of goods, the Company considers the effect of significant financing components. The Company receives short-term advance from its customers. As the year between the transfer of promised goods or services and when the customer pays for those goods or services is expected to be less than one year, the Company has used the practical expedient in Ind AS - 115 and not adjusted the consideration for significant financing component.

Revenue is measured based on the transaction price i.e. the consideration to which the company expects to be entitled from a customer, net of returns and allowances, trade discounts and volume rebates. Revenue includes both fixed and variable consideration. Variable consideration arises on the sale of goods as a result of discounts and allowances given and estimated rebates.

Notes to standalone financial statements for the year ended 31 March 2024 (Contd.)

(All amounts in ₹ lakhs, unless otherwise stated)

The transaction price is the amount of consideration to which the Company expects to be entitled in exchange for transferring promised goods or services to a customer, excluding amount collected on behalf of third parties and transaction costs. The consideration promised in a contract with a customer is fixed.

For each performance obligation identified, the Company determines at contract inception that it satisfies the performance obligation over time or satisfies performance obligation at a point in time. When either party to a contract has performed, an entity shall present the contract in the Balance Sheet as a contract asset or a contract liability depending upon the relationship of the Company's performance and customer payment. A receivable is recognised when goods are dispatched or delivered as this is the case of point in time recognition where consideration is unconditional because only passage of time is required.

Tie-up manufacturing arrangements:

The Company has entered into tie-up manufacturing arrangements with the manufacturers (herein referred as TMU's), wherein the TMU's would manufacture and sell branded alcoholic products on behalf of the Company. Accordingly, the transactions of the tie-up units under such arrangements have been recorded as gross revenue, excise duty and expenses as they were transactions of the Company.

(b) Property, plant and equipment

Recognition and initial measurement:

The cost of an item of property, plant and equipment shall be recognised as an asset if, and only if it is probable that future economic benefits associated with the item will flow to the company and the cost of the item can be measured reliably. Property, plant and equipment is stated at historical cost less accumulated depreciation and impairment losses, if any. Historical cost includes expenditure that is directly attributable to the acquisition of the items. Subsequent costs are added in the asset's carrying amount/recognized as a separate asset, as appropriate, only when it is probable that future economic benefits associated with the item will flow to the Company and the cost of such item can be measured reliably. All repairs and maintenance expenses are charged to the statement of profit and loss in the year in which they are incurred. Upon first-time adoption of Ind AS, the Company has elected to measure all its property, plant and equipment recognised as at 1 April 2016, as per the previous GAAP, and used the carrying amount as its deemed cost on the date of transition to Ind AS.

Capital work-in-progress:

Property, plant and equipment which are not ready for intended use as on the balance sheet date are disclosed as "Capital work-in-progress".

Subsequent measurement (depreciation and useful lives):

Depreciation is provided on a pro-rata basis on the written down value (WDV) method based on estimated useful life prescribed under Schedule II of the Companies Act, 2013 with the exception of plant and equipment of bottling plants that are being depreciated considering a useful life of 20 years based on technical evaluation instead of 15 years under Schedule II of the Companies Act, 2013. Depreciation of land acquired under right of use is provided over their respective lease year or estimated useful life whichever is shorter. Residual values, useful lives and method of depreciation of property, plant and equipment are reviewed at each balance sheet date and any change in them is adjusted prospectively.

Category of asset	Useful life
Buildings	5 - 60 years
Plant and equipment	10 - 40 years
Furniture and fixtures	10 years
Office equipment	3 - 6 years
Vehicles	8 - 10 years

Freehold land is carried at historical cost less any accumulated impairment losses.

De-recognition:

An item of property, plant and equipment and any significant part initially recognized is de-recognized upon disposal or when no future economic benefits are expected from its use or disposal. Any gain or loss arising on de-recognition of the asset (calculated as the difference between the net disposal proceeds and the carrying amount of the asset) is recognized in the statement of profit and loss, when the asset is de-recognized.

Notes to standalone financial statements for the year ended 31 March 2024 (Contd.)

(All amounts in ₹ lakhs, unless otherwise stated)

Intangible assets**(i) Recognition and measurement**

Acquired Intangible assets: Intangible assets are initially measured at cost and subsequently measured at cost less accumulated amortisation cost and any accumulated impairment losses. Intangible assets are capitalised only if the expenditure can be measured reliably. Amortisation methods, useful lives and residual values are reviewed at each reporting date and adjusted if appropriate.

Internally generated intangible assets: Expenditure pertaining to research is expensed out as an when incurred. Expenditure incurred on development is capitalised if such expenditure leads to creation of an asset, otherwise such expenditure is charged to statement of profit and loss.

(ii) Subsequent expenditure

Subsequent expenditure is capitalised only when it increases the future economic benefits embodied in the specific asset to which it relates. All other expenditure, including expenditure on internally generated goodwill and brands, is recognised in profit or loss as incurred.

(iii) Amortisation

Amortisation is the systematic allocation of the cost of intangible assets less their estimated residual values over their estimated useful lives using the straight-line method, and is included in depreciation and amortisation in Statement of Profit and Loss.

(c) Impairment of non-financial assets

Assessment for impairment is done at each balance sheet date when there is an indication that a non-financial asset may be impaired. For the purpose of assessing impairment, smallest identifiable group of assets that generates cash inflows from continuing use that are largely independent of the cash inflows from other assets/groups of assets is considered as a cash generating unit. If any indication of impairment exists, an estimate of the recoverable amount of the individual asset/cash generating unit is made. Asset/cash generating unit whose carrying value exceeds their recoverable amount are written down to the recoverable amount by recognizing the impairment loss as an expense in the statement of profit and loss. Recoverable amount is higher of an asset's/cash generating unit's fair value less cost of disposal and its value in use. Value in use is the present value of estimated future cash flows expected to arise from the continuing use of an asset/cash generating unit and from its disposal at the end of its useful life. Assessment is also done at each balance sheet date as to whether there is any indication that an impairment loss recognized for an asset/cash generating unit in any prior accounting years may no longer exist or may have decreased, based on which a reversal of an earlier recorded impairment loss is recognized in the statement of profit and loss. Such a reversal is made only to the extent that the asset's carrying amount does not exceed the carrying amount that would have been determined, net of depreciation or amortisation, if no impairment loss had been recognised.

(d) Investments in subsidiaries

Investment in subsidiary are carried at cost less accumulated impairment losses, if any. Where an indication of impairment exist, the carrying amount of investment is assessed and written down immediately to its recoverable amount. The recoverable amount is the higher of an asset's fair value less cost of disposal and value in use. On disposal of the investment, the difference between net disposal proceeds and the carrying amount is recognized in the statement of profit and loss.

(e) Financial instruments**(A) Financial assets****Classification:**

The Company classifies its financial assets in the following measurement categories depending on the Company's business model for managing such financial assets and the contractual cash flow terms of the asset.

- (i) those to be measured subsequently at fair value (either through other comprehensive income, or through profit or loss), and
- (ii) those subsequently measured at amortized cost.

For assets measured at fair value, gains or losses are either recorded in the statement of profit and loss or other comprehensive income. Investments in debt instruments are classified depending on the business model managing such investments. The Company re-classifies the debt investments when and only when there is a change in business model managing those assets. For investments in equity instruments which are not held for trading, the Company has made an irrevocable election at the time of initial recognition to account for such equity investments at fair value through other comprehensive income.

Notes to standalone financial statements for the year ended 31 March 2024 (Contd.)

(All amounts in ₹ lakhs, unless otherwise stated)

Measurement:

A financial asset (unless it is a trade receivable without a significant financing component) is initially measured at fair value plus or minus, for an item not at FVTPL, transaction costs that are directly attributable to its acquisition or issue. A trade receivable without a significant financing component is initially measured at the transaction price.

Debt instruments

Subsequent measurement of debt instruments depends on the Company's business model managing such debt instruments and the contractual cash flow characteristics of the instrument. There are three measurement categories into which the debt instruments are classified:

- (i) **Amortized cost:** Business model managing such asset has the objective to realize the contractual cash flows arising from the asset by holding such asset and the contractual cash flows represent solely payments of principal and interest on the outstanding amount of principal, measured at amortized cost. A gain or loss on a financial asset subsequently measured at amortized cost is recognized in the statement of profit or loss when the asset is de-recognised or impaired.
- (ii) **Fair value through other comprehensive income (FVTOCI):** Business model managing such asset has the objective to collect the contractual cash flows arising from such asset and to sale the asset, where such contractual cash flows represent solely payments of principal and interest on the outstanding amount of principal, measured at fair value through other comprehensive income (FVTOCI). Changes in fair value of such instruments are recognized through OCI, except for the recognition of impairment gains or losses, interest income and foreign exchange gains and losses which are recognized in the statement of profit and loss. When the financial asset is de-recognised, the cumulative gain or loss previously recognized in OCI is reclassified from equity to statement of profit and loss and recognized in other income.
- (iii) **Fair value through profit or loss (FVTPL):** Assets that do not meet the criteria for amortized cost or FVOCI are measured at fair value through profit or loss. A gain or loss on a debt investment that is subsequently measured at fair value through profit or loss is recognized in statement of profit and loss in the year in which it arises.

Equity instruments:

The Company classifies all its equity investments at fair value. In case of equity instruments not held for trading, Company's management has made an irrevocable election to present fair value gains and losses on such equity instruments in other comprehensive income and there is no subsequent reclassification of fair value gains and losses to the statement of profit and loss.

Investments in mutual funds:

Investments in mutual funds are measured at fair value through profit and loss.

Interest income:

Interest income is recorded on accrual basis using the effective interest rate (EIR) method. The 'effective interest rate' is the rate that exactly discounts estimated future cash payments or receipts through the expected life of the financial instrument to:

- the gross carrying amount of the financial asset; or
- the amortised cost of the financial liability.

Dividend income:

Dividend income is recognized when the right to receive dividend is established.

Impairment:

The Company assesses the expected credit losses for its financial assets at amortized cost and FVTOCI debt instruments. Impairment methodology applied depends on whether there has been a significant increase in credit risk and the loss amount assessed depends upon past events, present conditions and future economic scenario.

For trade receivables only, the Company applies the simplified approach required by Ind AS 109 which allows loss allowance to be recognized at an amount equivalent to the lifetime expected credit losses from the initial recognition of such receivables irrespective of whether there has been a significant increase in credit risk.

Offsetting:

Financial assets and financial liabilities are offset and the net amount presented in the balance sheet when, and only when, the Company has legally enforceable right to set off the amounts and it intends either to settle them on a net basis or to realise the asset and to settle the liability simultaneously.

Notes to standalone financial statements for the year ended 31 March 2024 (Contd.)

(All amounts in ₹ lakhs, unless otherwise stated)

De-recognition:

A financial asset is de-recognized when:

- (i) Contractual right to receive cash flows from such financial asset expires;
- (ii) Company transfers the contractual right to receive cash flows from the financial asset; or
- (iii) Company retains the right to receive the contractual cash flows from the financial asset, but assumes a contractual obligation to pay such cash flows to one or more recipients.

Where the Company has transferred an asset, the Company evaluates whether it has transferred substantially all risks and rewards associated with the ownership of the financial asset. In such cases, the financial asset is de-recognized. Where the Company has not transferred substantially all risks and rewards of ownership of the financial asset, the financial asset is not de-recognized.

Where the Company has neither transferred nor retained substantially all risks and rewards of ownership of the financial asset, the financial asset is de-recognized if the Company does not retained control of the financial asset. Where the Company retains control of the financial asset, the asset is continued to be recognized to the extent of continuing involvement in such financial asset.

(B) Financial liabilities

Financial liabilities: Classification, subsequent measurement and gains and losses

Financial liabilities are classified as measured at amortised cost or FVTPL. A financial liability is classified as at FVTPL if it is classified as held for trading, or it is a derivative or it is designated as such on initial recognition. Financial liabilities at FVTPL are measured at fair value and net gains and losses, including any interest expense, are recognised in profit or loss. Other financial liabilities are subsequently measured at amortised cost using the effective interest method. Interest expense and foreign exchange gains and losses are recognised in profit or loss. Any gain or loss on derecognition is also recognised in profit or loss.

Borrowings

Borrowings are initially recognised at fair value, net of transaction costs incurred. Borrowings are subsequently measured at amortised cost. Any difference between the proceeds (net of transaction costs) and the redemption amount is recognised in the statement of profit and loss over the year of the borrowings using the effective interest method. Fees paid on the establishment of loan facilities are recognised as transaction costs of the loan to the extent that it is probable that some or all of the facility will be drawn down. In this case, the fee is deferred until the draw down occurs. To the extent there is no evidence that it is probable that some or all of the facility will be drawn down, the fee is capitalised as a prepayment and amortised over the year of the facility to which it relates.

Borrowings are derecognized from the balance sheet when the obligation specified in the contract is discharged, cancelled or expired. The difference between the carrying amount of a financial liability that has been extinguished or transferred to another party and the consideration paid, including any non-cash assets transferred or liabilities assumed, is recognised in statement of profit and loss as other gains or (losses).

Borrowings are classified as current liabilities unless the Company has an unconditional right to defer settlement of the liability for at least 12 months after the reporting year.

Derivatives

The Company enters into derivative financial instruments, primarily foreign exchange forward contracts, to manage its exposure to foreign exchange risks.

Derivatives are initially recognised at fair value and are subsequently re-measured to their fair value at the end of each reporting year. The resulting gains/losses is recognised in the statement of profit and loss.

(f) Government grants and subsidies

Grants and subsidies from the government are recognized when there is reasonable certainty that the grant or the subsidy will be received and the conditions attached to such grant will be complied. When the grant or the subsidy relates to a revenue item, it is recognized as income over the year necessary to match them on a systematic basis to the costs which they intend to compensate. Where the grant or the subsidy relates to a capital asset, it is initially recorded as deferred revenue income and subsequently recognized as income in the statement of profit and loss, over the remaining useful life of the related asset.

Income from export incentives:

Income from export incentives such as Merchandise Export from India Scheme (MEIS), Remission of Duties and Taxes on Export Products (RoDTEP) and duty drawback are recognized on accrual basis.

(g) Borrowing costs

Borrowing costs that are directly attributable to the acquisition or construction of qualifying asset are capitalized as part of the cost of such assets. A qualifying asset is one that necessarily takes substantial year of time to get itself ready for the intended use. Other borrowing costs are recognized as an expense in the year in which they are incurred. Borrowing costs include exchange differences arising from foreign currency borrowings to the extent that they are regarded as an adjustment to interest costs. Non-monetary items that are measured based on historical cost in a foreign currency are translated at the exchange rate at the date of the transaction.

Notes to standalone financial statements for the year ended 31 March 2024 (Contd.)

(All amounts in ₹ lakhs, unless otherwise stated)

(h) Inventories

Raw materials, packing materials, work-in-progress, stores and spares, finished goods and stock-in-trade are valued at lower of cost and net realizable value. However, materials and other items held for use in production of inventories are not written down below cost if the finished goods in which they will be incorporated are expected to be sold at or above cost.

Cost of inventories comprises all costs of purchase, duties, taxes (other than those subsequently recoverable from the tax authorities), cost of conversion and all other costs incurred in bringing the inventories to their present location and condition. In determining the cost, weighted average cost method is used. In determining the cost of manufactured finished goods and work-in-progress an appropriate share of fixed and variable production overheads, excise duty as applicable and other costs incurred in bringing the inventories to their present location and condition. Fixed production overheads are allocated on the basis of normal capacity of production facilities. Costs of purchased inventory are determined after deducting rebates and discounts. Net realisable value is the estimated selling price in the ordinary course of business, less the estimated costs of completion and the estimated costs necessary to make the sale. The comparison of cost and net realisable value is made on an item-by-item basis. Adequate allowance is made for obsolete and slow moving items.

(i) Cash and cash equivalents

Cash and cash equivalents comprise of cash-in-hand and demand deposits with banks. The Company considers it's highly liquid, short-term investments (having original maturity less than three months) which can be readily converted to known amount of money and subject to insignificant risks arising from changes in their fair values, as cash equivalents. Accordingly time deposits with banks, having original maturity less than three months, is considered as cash equivalent.

The standalone statement of cash flows, cash and cash equivalent consists of cash and short term deposits, as defined above, net of outstanding bank overdraft as they are considered an integral part of the company's cash management.

(j) Foreign currency transactions

Functional currency and presentation currency:

The financial statements are presented in Indian Rupees (i.e., INR), the functional currency of the Company. Functional currency is the currency of the primary economic environment in which the Company operates.

Transactions and balances with value below the rounding off norm adopted by the Company have been reflected as '0' in the relevant notes to these financial statements.

Transactions and balances:

Foreign currency transactions are translated into the functional currency using exchange rates prevailing at the date of the transaction. Foreign exchange gains and losses from settlement of these transactions, and from translation of monetary assets and liabilities at the exchange rates prevailing on the balance sheet dates are recognized in the statement of profit and loss.

(k) Employee benefits expense

Short-term employee benefits:

Short-term employee benefit obligations are measured on an undiscounted basis and is expensed as the related service is provided. A liability is recognised for the amount expected to be paid eg, under short term cash bonus, if the Company has the present legal or constructive obligation to pay this amount as a result of past service provided by the employee, and the amount of obligation can be estimated reliably.

The Company provides defined contribution plans for post-employment benefits in the form of provident fund and superannuation fund administered by Regional Provident Fund Commissioner and Life Insurance Corporation of India respectively. The Company's contributions to defined contribution plans are charged to the statement of profit and loss as and when incurred. Provident and superannuation funds are classified as defined contribution plans as the Company has no further obligation beyond making the contributions, even if the assets of the fund is not enough to pay all the employee benefits.

Defined benefit plans and other long term benefits:

Liability for compensated absence and gratuity is provided on the basis of actuarial valuation as at the balance sheet date carried out by an independent actuary using Projected Unit Credit (PUC) method. It is used to measure the plan liabilities, including death-in-service and incapacity benefits. Plan liability is the actuarial present value of the 'defined benefit obligations' as on the balance sheet dates for all active members.

Gratuity plan is classified as post retirement employee benefit and hence the current service cost including net interest cost / (income) is recognized in the statement of profit and loss under "employee benefit expenses" during the year in which it is incurred. Remeasurement of defined benefit obligation due to change in actuarial assumptions or experience adjustments or expected return on plan assets (to the extent not covered under net interest on net defined benefit obligation) is recognized under other comprehensive income and not subsequently reclassified to the statement of profit and loss.

Notes to standalone financial statements for the year ended 31 March 2024 (Contd.)

(All amounts in ₹ lakhs, unless otherwise stated)

Liability for compensated absence has been classified as long-term employee benefit and the entire cost incurred on such plan is recognized in the statement of profit and loss under “employee benefit expenses” during the year in which it is incurred.

Termination benefits

Termination benefits are recognized as an expense as and when incurred. The Company recognizes termination benefits at the earlier of the following dates:

- (i) when the Company can no longer withdraw the offer of those benefits; or
- (ii) when the Company recognizes a restructuring cost within the scope of Ind AS 37.

Termination benefits falling due more than 12 months after the end of the reporting year are discounted to their present value.

(l) Leases**As a lessee**

The Company’s lease asset classes primarily consist of leases for land and buildings. The Company assesses whether a contract contains a lease, at inception of a contract. A contract is, or contains, a lease if the contract conveys the right to control the use of an identified asset for a period of time in exchange for consideration. To assess whether a contract conveys the right to control the use of an identified asset, the Company assesses whether: (i) the contract involves the use of an identified asset (ii) the Company has substantially all of the economic benefits from use of the asset through the year of the lease and (iii) the Company has the right to direct the use of the asset.

At the date of commencement of the lease, the Company recognizes a right-of-use (ROU) asset and a corresponding lease liability for all lease arrangements in which it is a lessee, except for leases with a term of 12 months or less (short-term leases) and low value leases. For these short-term and low-value leases, the Company recognizes the lease payments as an operating expense on a straight-line basis over the term of the lease. Certain lease arrangements includes the options to extend or terminate the lease before the end of the lease term. ROU assets and lease liabilities includes these options when it is reasonably certain that they will be exercised. The Right Of Use assets are initially recognized at cost, which comprises the initial amount of the lease liability adjusted for any lease payments made at or prior to the commencement date of the lease plus any initial direct costs less any lease incentives. They are subsequently measured at cost less accumulated depreciation and impairment losses. ROU assets are depreciated from the commencement date on a straight-line basis over the shorter of the lease term and useful life of the underlying asset. ROU assets are evaluated for recoverability whenever events or changes in circumstances indicate that their carrying amounts may not be recoverable. For the purpose of impairment testing, the recoverable amount (i.e. the higher of the fair value less cost to sell and the value-in-use) is determined on an individual asset basis unless the asset does not generate cash flows that are largely independent of those from other assets. In such cases, the recoverable amount is determined for the Cash Generating Unit (CGU) to which the asset belongs. The lease liability is initially measured at amortized cost at the present value of the future lease payments. The lease payments are discounted using the interest rate implicit in the lease or, if not readily determinable, using the incremental borrowing rates in the country of domicile of these leases. Lease liabilities are remeasured with a corresponding adjustment to the related ROU asset if the Company changes its assessment of whether it will exercise an extension or a termination option. Lease liability and ROU assets have been separately presented in the Balance Sheet and lease payments have been classified as financing cash flows.

As a lessor

Leases for which the Company is a lessor is classified as a finance or operating lease. Whenever the terms of the lease transfer substantially all the risks and rewards of ownership to the lessee, the contract is classified as a finance lease. All other leases are classified as operating leases. When the Company is an intermediate lessor, it accounts for its interests in the head lease and the sublease separately. The sublease is classified as a finance or operating lease by reference to the ROU asset arising from the head lease. For operating leases, rental income is recognized on a straight line basis over the term of the relevant lease.

Effective 1 April 2019, the Company has adopted Ind AS -116 ‘Leases’ using the modified retrospective approach. This has resulted in recognition of ‘right-of-use’ asset and lease liability as on 1 April 2019. The adoption of the standard did not have any material impact on standalone financial statements.

(m) Provisions, contingent liabilities and contingent assets**Provisions:**

Provisions are recognized when there is a present obligation (legal or constructive) as a result of a past event, it is probable that an outflow of resources embodying economic benefits will be required to settle the obligation and a reliable estimate of such obligation can be made. Provisions are measured at the best estimate of the expenditure required to settle the obligation at the balance sheet date. If the effect of time value of money is material i.e., the obligation is to be settled after a year of 12 months from the end of the reporting date, such provisions are discounted to reflect its present value using a pre-tax discounting rate that reflects the current market assessments of time value of money and risks specific to the obligation. When discounting is used, increase in the provision amount due to the passage of time is recognized as finance cost.

Notes to standalone financial statements for the year ended 31 March 2024 (Contd.)

(All amounts in ₹ lakhs, unless otherwise stated)

Contingent liabilities:

Contingent liabilities are disclosed when there is a possible obligation arising from past events, the existence of which will be confirmed only by the occurrence or non-occurrence of one or more uncertain future events not wholly within the control of the Company or a present obligation that arises from past events where it is either not probable that an outflow of resources will be required to settle the obligation or a reliable estimate of the amount cannot be made.

Contingent assets:

Contingent assets are not recognized in the financial statement. However when there is a virtual certainty that an inflow of resources embodying economic benefits will arise from the contingent asset, such asset and the related income is recognized in the year in which the changes occurred.

(n) Income tax

Income tax comprises current and deferred tax. It is recognised in profit or loss except to the extent that it relates to a business combination or to an item recognised directly in equity or in other comprehensive income.

Current tax in the Statement of Profit and Loss is provided as the amount of tax payable (receivable) in respect of taxable income (loss) for the year using tax rates and tax laws enacted during the year, together with any adjustment to tax payable in respect of previous years.

Deferred tax is recognized on temporary differences arising from the tax bases of assets and liabilities and their respective carrying amounts in the standalone financial statements. Deferred income tax is not accounted for if it arises from initial recognition of an asset or liability in a transaction that does not result from a business combination and at the time of such transaction, affects neither the accounting profit or loss nor taxable profit (tax loss) for the year. Deferred income tax is determined using tax rates (and laws) that have been enacted or substantially enacted by the end of the reporting year and are expected to apply when the related deferred income tax asset is realized or the liability is settled.

Deferred tax assets are recognized for all deductible temporary differences and unused tax losses only if it is probable that future taxable amounts will be available against which those temporary differences/losses can be utilized. Minimum alternate tax ('MAT') credit entitlement is recognized as an asset only when and to the extent there is convincing evidence that normal income tax will be paid during the specified year. In the year in which MAT credit becomes eligible to be recognized as an asset, the said asset is created by way of a credit to the statement of profit and loss and shown as MAT credit entitlement. This is reviewed at each balance sheet date and the carrying amount of MAT credit entitlement is written down to the extent it is not reasonably certain that normal income tax will be paid during the specified year.

Current tax assets and tax liabilities are offsetted where the entity has a legally enforceable right to offset and intends either to settle on a net basis, or to realize the asset and settle the liability simultaneously. Deferred tax assets and liabilities are offset when there is a legally enforceable right to offset current tax assets and liabilities and when the deferred tax balances relate to the same taxation authority.

(o) Segment reporting

Operating segments are identified in a manner consistent with the internal reporting presented to the chief operating decision maker (CODM).

The chief operating decision maker (CODM) is a function which regularly reviews the financial results of the operating segments for the purpose of assessing its performance and allocation of funds to such segments. The Company identifies its Managing Committee as the chief operating decision maker. As per Ind AS 108, the Company has identified the following operating segments:

- (i) Spirit, spirituous beverages and allied products
- (ii) Marine products

"Unallocated" include revenue and expenses that relate to initiatives / costs attributable to the enterprise as a whole and are not attributable to segments.

(p) Events after reporting date

Where events occurring after the balance sheet date provide evidence of conditions that existed at the end of the reporting year, the impact of such events is adjusted within the financial statements. Otherwise, events after the balance sheet date of material size or nature are only disclosed.

(q) Earnings per share

Basic earnings per share is computed by dividing the net profit for the year attributable to the equity shareholders by the weighted average number of equity shares outstanding during the year. The weighted average number of equity shares outstanding during the year and for all years presented is adjusted for events that have changed the number of outstanding equity shares, without a corresponding change in the resources. For the purpose of calculating diluted earnings per share, net profit for the year attributable to equity shareholders and the weighted average number of shares outstanding during the year is adjusted for the effects of all dilutive potential equity shares. As on the balance sheet dates, the Company has no dilutive potential equity shares.

Notes to standalone financial statements for the year ended 31 March 2024 (Contd.)

(All amounts in ₹ lakhs, unless otherwise stated)

3 (a) Property, plant and equipment

	Owned assets						Leased assets	
	Freehold land	Buildings	Plant and equipment	Furniture and fixtures	Office equipment	Vehicles	Land	Total
Gross Block (refer note (i) below)								
Balance as at 31 March 2022	1,080	3,479	19,389	128	316	174	499	25,065
Additions	-	92	410	14	42	20	5	583
Less: Disposal/Adjustments	-	-	85	-	1	3	-	89
Balance as at 31 March 2023	1,080	3,571	19,714	142	357	191	504	25,559
Additions	-	1,048	2,071	59	33	29	367	3,607
Less: Disposal/Adjustments	6	87	71	-	5	1	-	170
Balance as at 31 March 2024	1,074	4,532	21,714	201	385	219	871	28,996
Accumulated Depreciation and Impairment (refer note (i) below)								
Balance as at 31 March 2022	-	1,255	8,815	76	247	130	73	10,596
Charge for the year	-	249	1,541	14	40	14	16	1,874
Less: Disposal/adjustments	-	-	51	-	1	0	-	52
Balance as at 31 March 2023	-	1,504	10,305	90	286	144	89	12,418
Charge for the year	-	284	1,523	19	41	24	21	1,912
Less: Disposal/adjustments	-	47	50	-	5	1	-	103
Balance as at 31 March 2024	-	1,741	11,778	109	322	167	110	14,227
Net Block								
Balance as at 31 March 2023	1,080	2,067	9,409	52	71	47	415	13,141
Balance as at 31 March 2024	1,074	2,791	9,936	92	63	52	761	14,769

Notes:

- The Company had adopted the carrying cost as on the date of transition to Ind AS as its deemed cost as at 1 April 2016 and accordingly adjusted its gross block and accumulated depreciation and impairment.
- The Company's marine product processing plant at Kolkata has been erected on land obtained under long term lease of ninety-nine years, valid upto 9 August 2093 through license from Kolkata Metropolitan Development Authority, for which formal lease deed is yet to be executed by the lessor. The gross book value as at **31 March 2024: ₹ 66 lakhs** (31 March 2023: ₹ 66 lakhs) and net block as at **31 March 2024: ₹ 59 lakhs** (31 March 2023: ₹ 60 lakhs).
- Plant and equipment includes electrical equipment and installations and laboratory equipment.
- The Company, based on technical evaluation, has assessed and concluded that none of the components of property, plant and equipment have an useful life which is different from that of the principal asset.
- Right of Use includes lands acquired under long term lease ranging from 30-99 years. It represents payments made and costs incurred in connection with acquisition of leasehold rights and are being amortized over the year of lease. Net block as at 31 March 2024: ₹ 347 lakhs (31 March 2023: ₹ 360 lakhs).
- Right of Use includes land taken on long-term lease ranging from 20 - 83 years. The details of values recorded and corresponding depreciation charge are given as under:

	Leasehold land	
	31 March 2024	31 March 2023
Gross Block as at the beginning of the year	66	61
Add: Additions during the year	367	5
Gross Block as at the end of the year	433	66
Accumulated Depreciation as at the beginning of the year	11	8
Add: Charge for the year	8	3
Accumulated Depreciation as at the end of the year	19	11
Net block as at the end of the year	414	55

Notes to standalone financial statements for the year ended 31 March 2024 (Contd.)

(All amounts in ₹ lakhs, unless otherwise stated)

	As at 31 March 2024	As at 31 March 2023
3 (b) Capital work-in-progress		
Opening balance as at the beginning of the year	500	71
Additions made during the year	2,577	867
Capitalised during the year	(2,940)	(438)
Less: Adjustments	(5)	-
Closing balance as at the end of the year	132	500

3 (c) For capital work-in-progress ageing schedules are as follows:

Capital Work-in-progress	Amount of CWIP for a period of				Total
	<1 year	1-2 years	2-3 years	More than 3 years	
<u>Projects in progress</u>					
As on 31st March 2024	132	-	-	-	132
As on 31st March 2023	500	-	-	-	500
<u>Projects temporarily suspended</u>					
As on 31st March 2024	-	-	-	-	-
As on 31st March 2023	-	-	-	-	-

Note: As on dates there are no capital work-in-progress which are overdue or has exceeded its original cost.

3 (d) Intangible assets under development

Opening balance as at the beginning of the year	222	157
Additions made during the year	-	65
Transferred to intangible assets	(222)	-
Closing balance as at the end of the year	-	222

Note: The company has capitalised and amortized the intangible assets during the current financial year.

3 (e) For Intangible assets under development ageing schedules are as follows:

Intangible assets under development	Amount of intangible assets under development for a period of				Total
	<1 year	1-2 years	2-3 years	More than 3 years	
<u>Projects in progress</u>					
As on 31st March 2024	-	-	-	-	-
As on 31st March 2023	65	73	21	63	222
<u>Projects temporarily suspended</u>					
As on 31st March 2024	-	-	-	-	-
As on 31st March 2023	-	-	-	-	-

Notes to standalone financial statements for the year ended 31 March 2024 (Contd.)
(All amounts in ₹ lakhs, unless otherwise stated)

	As at 31 March 2024		As at 31 March 2023	
	Nos.	Amount	Nos.	Amount
4 Investments				
(a) Non-current				
Investments in equity instruments (Subsidiaries)				
Unquoted				
<i>(Measured at cost)</i>				
IFB Agro Marine FZE [(Face value AED 1.50 lacs per share fully paid-up)]	37	1,112	25	702
Less: Provision for impairment in value of investments		(1,112)		(702)
IFB Agro Holding PTE Ltd. [(Face value USD 1 per share, fully paid-up)]	450,001	375	-	-
		<u>375</u>		<u>-</u>
Investments in equity instruments (others)				
Quoted				
<i>(Designated at fair value through other comprehensive income (FVTOCI))</i>				
IFB Industries Limited (Face value ₹ 10 per share, fully paid-up)	172,733	2,600	172,733	1,273
		<u>2,600</u>		<u>1,273</u>
Unquoted				
<i>(Designated at fair value through other comprehensive income (FVTOCI))</i>				
CPL Projects Limited (Face value ₹ 10 per share, fully paid-up)	90,000	3	90,000	3
Zenith Investments Limited (Face value ₹ 10 per share, fully paid-up)	260,000	3	260,000	3
Asansol Bottling and Packaging Company Private Limited (Face value ₹ 100 per share, fully paid-up)	23,900	402	23,900	425
Nurpur Gases Private Limited (Face value ₹ 10 per share, fully paid-up)	145,000	60	145,000	44
IFB Automotive Private Limited (Face value ₹ 10 per share, fully paid-up)	955,998	1,934	955,998	1,902
IFB Refrigeration Limited (Face value ₹ 10 per share, fully paid-up)	40,000,000	4,000	40,000,000	4,000
		<u>6,402</u>		<u>6,377</u>
		<u>9,377</u>		<u>7,650</u>

Notes to standalone financial statements for the year ended 31 March 2024 (Contd.)

(All amounts in ₹ lakhs, unless otherwise stated)

4 Investments (cont'd)

	As at 31 March 2024	As at 31 March 2023
Other disclosures for non-current investments:		
(a) Aggregate amount of quoted investments and market value thereof	2,600	1,273
(b) Aggregate amount of unquoted investments	7,889	7,079
(c) Aggregate amount of impairment in value of investments	(1,112)	(702)
	<u>9,377</u>	<u>7,650</u>

Notes:

- (i) The investments in equity instruments are for long-term strategic purposes and not held for trading. Under Ind AS 109, the Company has chosen to designate these investments as equity instruments at fair value through other comprehensive income as the management believes that this provides a more meaningful presentation for non-current investments. Based on the aforesaid designation, changes in fair values are accumulated in other equity under the head "equity instruments through other comprehensive income". The Company transfers the accumulated balance from this account to retained earnings when such equity instruments are derecognised. No strategic investment were disposed off during the year ended 31st March 2024 and there were no transfers of any cumulative gain or loss within equity relating to these investments.
- ii) The Company has complied with the number of layers prescribed under the Companies Act, 2013.

	As at 31 March 2024		As at 31 March 2023	
	Nos.	Amount	Nos.	Amount
(b) Current				
Investments in mutual funds				
Unquoted				
<i>(Measured at fair value through profit and loss)</i>				
ICICI Prudential Equity Arbitrage Fund -Direct-Growth	3,198,807.67	1,071	5,416,812.57	1,677
Kotak Equity Arbitrage Fund -Direct- Growth	3,413,873.10	1,242	5,025,280.10	1,686
Invesco India Arbitrage Fund - Direct - Growth	1,723,279.22	541		-
		<u>2,854</u>		<u>3,363</u>
Other disclosures for current investments:				
(a) Aggregate amount of unquoted investments in mutual funds		2,854		3,363
		<u>2,854</u>		<u>3,363</u>

Notes to standalone financial statements for the year ended 31 March 2024 (Contd.)
(All amounts in ₹ lakhs, unless otherwise stated)

	As at 31 March 2024	As at 31 March 2023
5 Other financial assets		
(a) Non-current		
<i>(Unsecured, considered good)</i>		
Security deposits	25	25
Bank deposits with remaining maturity of more than 12 months (*)	60	31
Accrued interest on bank deposits	1	1
	<u>86</u>	<u>57</u>
(*) Bank deposits are under lien with various government and other authorities.		
(b) Current		
<i>(Unsecured, considered good)</i>		
Security deposit	92	27
Derivative instruments	-	3
	<u>92</u>	<u>30</u>
6 Other assets		
(a) Non-current		
<i>(Unsecured, considered good)</i>		
Capital advances	504	298
Advances other than capital advances:		
- Amount deposited with government authorities	247	253
- Advance to vendors (#)	-	150
Excess amount paid for other long-term employee benefit (refer note 33)	148	-
	<u>899</u>	<u>701</u>
(b) Current		
<i>(Unsecured, considered good)</i>		
Advances other than capital advances:		
- Advance to vendors (#)	1,103	1,528
- Advance to tie-up manufacturing units	96	139
- Prepaid expenses	480	425
Balances with government authorities (State Excise Duty, GST, etc)(*)	1,788	2,046
Export incentives receivable	339	367
	<u>3,806</u>	<u>4,505</u>

Notes to standalone financial statements for the year ended 31 March 2024 (Contd.)

(All amounts in ₹ lakhs, unless otherwise stated)

	As at 31 March 2024	As at 31 March 2023
7 Inventories		
<i>(valued at lower of cost and net realisable value)</i>		
Raw materials (including packing materials)	5,176	3,642
Work-in-progress	319	365
Finished goods (#)	5,455	5,172
Stock-in-trade	599	424
Stores and spares	507	417
	12,056	10,020

(#) includes stock in transit ₹ 287 lakhs (31 March 2023: ₹ Nil)

	As at 31 March 2024	As at 31 March 2023
8 Trade receivables		
Considered good, secured	340	1,088
Considered good, unsecured	8,082	4,528
Trade receivables, credit impaired	26	26
	8,448	5,642
Less: Loss allowance	443	453
	8,005	5,189
Movement in allowance for doubtful debts during the year is as follows:		
Balance at the beginning of the year	453	1,277
Add: Loss allowance created during the year	14	35
Less: Amount written back due to bad debts written off	-	(708)
Less: Amount written back due to collection	(24)	(151)
	443	453

Trade Receivables ageing schedule as on 31 March 2024

Particulars	Outstanding for following periods from the date of transactions					Total
	Less than 6 months	6 months - 1 year	1-2 years	2-3 years	more than 3 years	
As at 31 March 2024						
(i) Undisputed Trade Receivables- considered good	8,001	9	28	11	373	8,422
(ii) Undisputed Trade Receivables- which have significant increase in credit risk	-	-	-	-	-	-
(iii) Undisputed Trade Receivables- credit impaired	-	-	-	-	-	-
(iv) Disputed Trade Receivables- considered good	-	-	-	-	-	-
(v) Disputed Trade Receivables- which have significant increase in credit risk	-	-	-	-	-	-
(vi) Disputed Trade Receivables- credit impaired	-	-	-	-	26	26
Total	8,001	9	28	11	399	8,448

Notes to standalone financial statements for the year ended 31 March 2024 (Contd.)
(All amounts in ₹ lakhs, unless otherwise stated)
8 Trade receivables (Contd.)

Particulars	Outstanding for following periods from the date of transactions					Total
	Less than 6 months	6 months - 1 year	1-2 years	2-3 years	more than 3 years	
As at 31 March 2023						
(ii) Undisputed Trade Receivables- which have significant increase in credit risk	-	-	-	-	-	-
(iii) Undisputed Trade Receivables- credit impaired	-	-	-	-	-	-
(iv) Disputed Trade Receivables- considered good	-	-	-	-	-	-
(v) Disputed Trade Receivables- which have significant increase in credit risk	-	-	-	-	-	-
(vi) Disputed Trade Receivables- credit impaired	-	-	-	-	26	26
Total	5,190	14	35	7	396	5,642

Note: There is no unbilled due from debtors as on 31 March 2024 (31 March 2023: NIL)

Trade Receivables are non-interest bearing and generally on terms of 0 to 90 days.

	As at 31 March 2024	As at 31 March 2023
9 Cash and bank balances		
(a) Cash and cash equivalents		
Cash on hand	146	7
Balances with banks		
- In current accounts	570	244
Bank deposits with original maturity less than 3 months	9,382	16,843
	10,098	17,094
(b) Bank balances other than above		
Bank deposits with original maturity more than 3 months but remaining maturity less than 12 months (*)	754	209
Accrued interest on bank deposits	2	10
	756	219

(*) Bank deposits are under lien with various government and other authorities.

10 Loans

(Unsecured, considered good)

Loan to employees	18	12
	18	12

Notes to standalone financial statements for the year ended 31 March 2024 (Contd.)

(All amounts in ₹ lakhs, unless otherwise stated)

	As at 31 March 2024		As at 31 March 2023	
	Number	Amount	Number	Amount
11 Equity share capital				
Authorized share capital				
Equity shares of ₹ 10 each	12,000,000	1,200	12,000,000	1,200
	<u>12,000,000</u>	<u>1,200</u>	<u>12,000,000</u>	<u>1,200</u>
Issued, subscribed and fully paid up				
Equity shares of ₹ 10 each	9,367,111	937	9,367,111	937
	<u>9,367,111</u>	<u>937</u>	<u>9,367,111</u>	<u>937</u>

(a) Reconciliation of the number of shares outstanding at the beginning and at the end of the year

There has been no change in equity share capital during the year.

(b) The rights, preferences and restrictions attached to equity shares

The Company has only one class of equity shares having a par value of ₹ 10 per share. Such holder of equity share is entitled to one vote per share. In the event of liquidation, the equity shareholders are entitled to receive the remaining assets of the Company after distribution of all preferential amounts, in proportion to their shareholdings. During this financial year the Company has not proposed/declared any dividend. However, if any dividend is proposed by the Board of Directors, it will be subject to the approval of the shareholders in the ensuing Annual General Meeting, except in case of interim dividend.

(c) Details of shareholders holding more than 5% of the shares in the Company:

Name of the shareholders	As at 31 March 2024		As at 31 March 2023	
	Number	Percentage	Number	Percentage
IFB Automotive Private Limited	3,602,900	38.46	3,602,900	38.46
Nurpur Gases Private Limited	785,543	8.39	785,543	8.39
SICGIL India Limited	718,200	7.67	674,400	7.20

(d) No additional shares were allotted as fully paid up by way of bonus shares or pursuant to contract without payment being received in cash during the last five years. Further, none of the shares were bought back by the Company during the last five years.

(e) Shareholding of promoter

Shares held by promoters as at

Sl. No.	Promoter Name	No. of Shares		% of total shares	% Change during the year
		31 March 2024	31 March 2023		
1	Late Mr. Bijon Bhushan Nag	-	237,509	0.00%	-100%
2	Mrs. Preombada Nag	238,824	1,315	2.55%	18062%
3	Mr. Bikramjit Nag	1,000	1,000	0.01%	-
4	Asansol Bottling & Packaging Company Private Limited	307,197	307,197	3.28%	-
5	IFB Automotive Private Limited	3,602,900	3,602,900	38.46%	-
6	Lupin Agencies Private Limited	385,300	385,300	4.11%	-
7	Nurpur Gases Private Limited	785,543	785,543	8.39%	-
8	Windsor Marketiers Private Limited	382,916	382,916	4.09%	-
9	Zim Properties Private Limited	385,000	385,000	4.11%	-
	Total	<u>6,088,680</u>	<u>6,088,680</u>	<u>65.00%</u>	

Notes to standalone financial statements for the year ended 31 March 2024 (Contd.)

(All amounts in ₹ lakhs, unless otherwise stated)

(e) Shareholding of promoter
Shares held by promoters as at

Sl. No.	Promoter Name	No. of Shares			% Change during the year
		31 March 2023	31 March 2022	% of total shares	
1	Mr. Bijon Bhushan Nag	237,509	237,509	2.54%	-
2	Mrs. Preembada Nag	1,315	1,315	0.01%	-
3	Mr. Bikramjit Nag	1,000	1,000	0.01%	-
4	Asansol Bottling & Packaging Company Private Limited	307,197	307,197	3.28%	-
5	IFB Automotive Private Limited	3,602,900	3,602,900	38.46%	-
6	Lupin Agencies Private Limited	385,300	385,300	4.11%	-
7	Nurpur Gases Private Limited	785,543	785,543	8.39%	-
8	Windsor Marketiers Private Limited	382,916	382,916	4.09%	-
9	Zim Properties Private Limited	385,000	385,000	4.11%	-
	Total	6,088,680	6,088,680	65.00%	-

12 Other equity
(a) Other reserves

	As at 31 March 2024	As at 31 March 2023
Securities premium	3,194	3,194
General reserve	285	285
Retained earnings	46,715	47,794
(b) Other comprehensive income	4,178	2,986
	54,372	54,259

Nature and purpose of reserves:
Securities premium

Securities premium is used to record the premium on issue of shares. The reserve can be utilized in accordance with the provisions of Section 52 of the Companies Act, 2013.

General reserve

General reserve has been created out of profits earned by the Company in the previous years. General reserves are free reserves and can be utilised in accordance with the requirements of the Companies Act, 2013.

Retained earnings

Retained earnings are the profits that the Company has earned till date, less any transfer to general reserves, dividends and other distributions made to the shareholders.

Movement in the retained earnings during the year is as given below:

	As at 31 March 2024	As at 31 March 2023
Balance at the beginning of the year	47,794	42,685
Add: Profit/(Loss) for the year	(1,145)	5,100
Add: Remeasurement gain of post-employment benefit obligations and taxes there on	66	9
Balance at the end of the year	46,715	47,794

Other comprehensive income

The Company has elected to recognize changes in fair value of certain investments in equity instruments in other comprehensive income. The changes are accumulated within "Equity instruments through OCI" under other comprehensive income.

Movement in the other comprehensive income during the year is as given below:

	As at 31 March 2024	As at 31 March 2023
Balance at the beginning of the year	2,986	3,177
Add: movement in OCI during the year, net	1,258	(182)
Less: Remeasurement gain of post-employment benefit obligations and taxes there on	(66)	(9)
Balance at the end of the year	4,178	2,986

Notes to standalone financial statements for the year ended 31 March 2024 (Contd.)

(All amounts in ₹ lakhs, unless otherwise stated)

	As at 31 March 2024	As at 31 March 2023
13 Borrowings		
(a) Non-current		
<i>Secured</i>		
Term loans		
Term loan from bank	1,000	1,500
Less: Current maturities of long term borrowings (refer note 13(b))	(500)	500
	<u>500</u>	<u>1,000</u>
Term loan from bank		
Term loan from bank of ₹ 1,000 lakhs (31st March 2023: ₹ 1,500 lakhs) is secured by an exclusive charge on the plant and machinery purchased out of this loan. The interest rate is determined on the basis of repo rate plus 2.70% spread (31st March 2023: repo rate plus 2.70% spread)		
The term loan is repayable in 48 months after repayment holiday of 12 months commencing from the date of disbursal of the facility by way of quarterly instalments of ₹ 125 lakhs (Rupees one hundred twenty five lakhs only) each. The term loan was utilised for the purpose for which it was availed.		
(b) Current		
<i>Secured</i>		
Current maturities of borrowings (refer note 13(a))	500	500
	<u>500</u>	<u>500</u>
14 Other financial liabilities		
(a) Non-current		
Security deposits (*)	240	240
	<u>240</u>	<u>240</u>
(*) Represents an amount obtained as a part of sale and lease back agreement entered into by the Company with Rajasthan State Electricity Board (RSEB) which expired on 28 February 2004. In terms of the said agreement, the residual value of the assets under lease acquired and leased back to RSEB (under physical possession of RSEB) is required to be adjusted against the corresponding amount of security deposit as mentioned above. Company's appeal towards certain claims against RSEB is pending before the Hon'ble Jaipur High Court.		
(b) Current		
Security deposits repayable on demand	20	21
Creditors for property, plant and equipments (#)	203	50
Derivative instruments	3	-
Dues to employees	310	389
	<u>536</u>	<u>460</u>

(#) Principal Amount due includes capital creditors: 31 March 2024: ₹ 12 lakhs (31 March 2023: ₹ Nil) due to micro enterprises and small enterprises.

Notes to standalone financial statements for the year ended 31 March 2024 (Contd.)
(All amounts in ₹ lakhs, unless otherwise stated)

	As at 31 March 2024	As at 31 March 2023
15 Provisions		
(a) Non-current		
Provision for employee benefits:		
Provision for compensated absences (Ref note 33)	-	43
Provision for gratuity (Ref note 33)	22	177
	<u>22</u>	<u>220</u>
(b) Current		
Provision for legal matters (*)	189	189
	<u>189</u>	<u>189</u>

(*) As the Company is not in a position to ascertain the exact timing of expected future cash outflows required to settle the obligations for legal matters, it has been classified under current liabilities, without considering their time value of money.

Movement in provision for legal matters during the period is as follows:

	189	189
Balance at the beginning of the period	189	189
Add: provisions during the period	-	-
Less: provisions reversed / paid during the year	-	-
Balance at the end of the period	<u>189</u>	<u>189</u>

16 Deferred taxes assets / liabilities (net)

Deferred tax liabilities	1,820	1,804
Less: Deferred tax assets	894	348
	<u>926</u>	<u>1,456</u>

	As at 31 March 2023	Recognised in statement of profit or loss	Recognised in Other Comprehensive Income	As at 31 March 2024
Deferred tax liabilities:				
On property, plant and equipment	1,299	(68)	-	1,231
On fair valuation of equity instruments through OCI	378	-	160	538
On fair valuation of investments in mutual funds	127	(76)	-	51
	<u>1,804</u>	<u>(144)</u>	<u>160</u>	<u>1,820</u>
Deferred tax assets:				
On provision for doubtful debts	158	4	-	154
On deferred revenue income	9	1	-	8
On provision for impairment in value of investment	164	(96)	-	259
On business losses	-	(456)	-	456
Others	17	-	-	17
	<u>348</u>	<u>(547)</u>	<u>-</u>	<u>894</u>

Notes to standalone financial statements for the year ended 31 March 2024 (Contd.)

(All amounts in ₹ lakhs, unless otherwise stated)

16 Deferred taxes assets / liabilities (net) (Cond.)

	As at 31 March 2022	Recognised in statement of profit or loss	Recognised in Other Comprehensive Income	As at 31 March 2023
Deferred tax liabilities:				
On property, plant and equipment	1,344	(45)	-	1,299
On fair valuation of equity instruments through OCI	357	-	21	378
On fair valuation of investments in mutual funds	62	65	-	127
On excess amount paid for other long-term employee benefit	-	-	-	-
	<u>1,763</u>	<u>20</u>	<u>21</u>	<u>1,804</u>
Deferred tax assets:				
On provision for doubtful debts	446	288	-	158
On deferred revenue income	11	2	-	9
On provision for impairment in value of investment	164	-	-	164
On temporary differences	17	-	-	17
	<u>638</u>	<u>290</u>	<u>-</u>	<u>348</u>
	As at 31 March 2022	Recognised in statement of profit or loss	Utilised during the year	As at 31 March 2023
Deferred tax assets:				
On unutilised MAT credits	89	-	89	-
	<u>89</u>	<u>-</u>	<u>89</u>	<u>-</u>

Note:

Deferred tax assets and deferred tax liabilities have been offset wherever the Company has a legally enforceable right to set off current tax assets against current tax liabilities and where the deferred tax assets and deferred tax liabilities relate to income taxes levied by the same taxation authority.

Notes to standalone financial statements for the year ended 31 March 2024 (Contd.)
(All amounts in ₹ lakhs, unless otherwise stated)

	<u>As at 31 March 2024</u>	<u>As at 31 March 2023</u>
17 Other liabilities		
(a) Non-current		
Deferred revenue income (*)	24	26
	<u>24</u>	<u>26</u>
	<u>24</u>	<u>26</u>
(*) Deferred revenue income represents capital subsidy of ₹ 50 lakhs received by the Company on 30 December 2016 from Ministry of New and Renewable Energy (MNRE), Government of India, in respect of its 2.5 MW co-generative power plant commissioned on 28 March 2014. An amount of ₹ 2 lakhs (31 March 2023: ₹ 2 lakhs) has been recognized as income for the current year.		
(b) Current		
Advance from customers (#)	327	488
Statutory dues	411	469
Other accruals	24	25
	<u>762</u>	<u>982</u>
	<u>762</u>	<u>982</u>

(#) The advance received from customers in the previous year have been recognised as revenue in the current year. Similarly, the advance from customer as at the balance sheet date will be recognised in the subsequent year.

18 Trade payables

(a) Dues of micro enterprises and small enterprises	282	35
Dues of creditors other than micro enterprises and small enterprises	4,162	2,755
	<u>4,444</u>	<u>2,790</u>
	<u>4,444</u>	<u>2,790</u>

(b) **Disclosure under the Micro, Small and Medium Enterprises Development Act, 2006 are provided as under, to the extent the Company has received intimation from the “Suppliers” regarding their status under the Act.**

i) Principal and interest amount remaining unpaid:

- Principal amount(#)	362	35
- Interest (*)	-	-
ii) the amount of interest paid by the Company in terms of section 16 under MSMED Act, 2006 along with the amounts of the payment made to the supplier beyond the appointed day during each accounting year;	-	-
iii) the amount of interest due and payable for the year of delay in making payment (which has been paid but beyond the appointed day during the year) but without adding the interest specified under the MSMED Act, 2006);	-	-
iv) The amount of interest accrued and remaining unpaid at the end of accounting year; and	-	-
v) The amount of further interest remaining due and payable even in the succeeding year, until such date when the interest dues as above are actually paid to the small enterprise, for the purpose of disallowance as a deductible expenditure under section 23 of MSMED Act 2006.	-	-

Note:

Dues to micro, small and medium enterprises have been determined to the extent such parties have been identified on the basis of information collected by the Management. This has been relied upon by the auditors.

(#) Principal Amount due includes capital creditors: 31 March 2024: ₹ 12 lakhs (31 March 2023: ₹ Nil) due to micro enterprises and small enterprises.

(*) Interest paid/payable by the Company has been waived off by the concerned suppliers.

(c) Trade payables includes payable to related party amounting to ₹ 103 lakhs (31 March 2023: ₹ 77 lakhs). Refer note 34(c).

Notes to standalone financial statements for the year ended 31 March 2024 (Contd.)

(All amounts in ₹ lakhs, unless otherwise stated)

18 (c) Ageing schedule of trade payables:

	Outstanding for following periods from transaction date				Total
	Less than 1 year	1-2 years	1-3 years	More than 3 years	
As at 31 March 2024					
(i) MSME	282	-	-	-	282
(ii) Others	2,275	104	8	4	2,391
(iii) Disputed dues MSME	-	-	-	-	-
(iv) Disputed dues - Others	-	-	-	-	-
	<u>2,557</u>	<u>104</u>	<u>8</u>	<u>4</u>	<u>2,673</u>
Unbilled dues	1,771	-	-	-	1,771
					<u>4,444</u>
As at 31 March 2023					
(i) MSME	35	-	-	-	35
(ii) Others	1,452	8	53	15	1,528
(iii) Disputed dues MSME	-	-	-	-	-
(iv) Disputed dues - Others	-	-	-	-	-
	<u>1,487</u>	<u>8</u>	<u>53</u>	<u>15</u>	<u>1,563</u>
Unbilled dues					1,227
					<u>2,790</u>

(This space is intentionally left blank)

Notes to standalone financial statements for the year ended 31 March 2024 (Contd.)
(All amounts in ₹ lakhs, unless otherwise stated)

	Year ended 31 March 2024	Year ended 31 March 2023
19 Revenue from operations		
Sale of products (inclusive of excise duty)(*)	136,715	155,261
Other operating revenue		
- Scrap sales	295	179
- Export incentives	782	1,553
- Others	-	72
	<u>137,792</u>	<u>157,065</u>
(*) refer to note 43		
Details of sale of products (inclusive of excise duty)		
Manufactured products		
-Spirit, spirituous beverages and allied products		
(i) Spirit and spirituous beverages	96,090	86,081
(ii) Others	6,374	7,030
-Marine		
(i) Marine products	15,852	37,864
(ii) Others	1,219	890
Traded products		
-Spirit, spirituous beverages and allied products		
Others	-	1
-Marine		
Marine feed and other allied products	17,180	23,395
	<u>136,715</u>	<u>155,261</u>
20 Other income		
Interest income:		
- Financial assets measured at amortised costs	65	54
Other gains and losses		
- Net gain arising on sale of financial assets measured at FVTPL	491	605
- Net gain arising on remeasurement of financial assets measured at FVTPL	207	185
Others		
- Rental income	438	387
- Net gain on foreign currency transactions and translations (net)	4	-
- Recovery of bad debts	-	6
- Liabilities no longer required written back	280	72
- Writeback of loss allowance on trade receivables (net)	24	116
- Gain on sale of property, plant and equipment (net)	23	-
- Insurance claim received	138	25
- Other miscellaneous income	117	87
	<u>1,787</u>	<u>1,537</u>

Notes to standalone financial statements for the year ended 31 March 2024 (Contd.)

(All amounts in ₹ lakhs, unless otherwise stated)

	Year ended 31 March 2024	Year ended 31 March 2023
21 Cost of materials consumed		
Raw material consumed (including packing materials)		
Opening stock	3,642	3,021
Add: Purchases	49,607	68,510
Less: Closing stock	5,176	3,642
	<u>48,073</u>	<u>67,889</u>
22 Purchases of stock-in-trade		
Marine food and feed supplements	15,623	21,251
	<u>15,623</u>	<u>21,251</u>
23 Changes in inventories of finished goods, stock-in-trade and work-in-progress		
Stock at the beginning of the year (including stock-in-transit)		
Finished goods	5,172	2,606
Work-in-progress	365	129
Stock-in-trade	424	429
	<u>5,961</u>	<u>3,164</u>
Stock at the end of the year (including stock-in-transit)		
Finished goods	5,455	5,172
Work-in-progress	319	365
Stock-in-trade	599	424
	<u>6,373</u>	<u>5,961</u>
Difference in excise duty on finished goods	5	272
	<u>(407)</u>	<u>(2,525)</u>
24 Employee benefits expense		
Salaries, wages and bonus	5,093	5,130
Contribution to provident funds and other funds (Refer note 31)	565	564
Staff welfare expenses	243	267
	<u>5,901</u>	<u>5,961</u>
25 Finance costs		
Interest on financial liabilities carried at amortised costs (*)	139	177
Interest expense on lease liabilities	11	7
	<u>150</u>	<u>184</u>
(*) Calculated using effective interest rate (EIR) method.		
26 Depreciation and amortisation expenses		
Depreciation of property, plant and equipment	1,912	1,874
Amorisation of Intangible Assets	222	-
	<u>2,134</u>	<u>1,874</u>

Notes to standalone financial statements for the year ended 31 March 2024 (Contd.)
(All amounts in ₹ lakhs, unless otherwise stated)

	Year ended 31 March 2024	Year ended 31 March 2023
27 Other expenses		
Advertisement and sales promotion expenses	1,824	1,474
Consumption of stores and spares	718	547
Power and fuel	5,265	7,884
Rent	1,753	1,614
Repair and maintenance:		
- Buildings	109	43
- Plant and Machinery	379	380
- Others	38	74
Insurance	430	513
Rates and taxes	216	208
Legal and professional expenses	900	494
Office expenses	895	1,027
Travel and conveyance expenses	452	430
Auditor's remuneration (refer note 'a' below)	35	37
Freight outward	1,684	3,022
Contract charges	4,313	4,202
Corporate Social Responsibility ('CSR') expenditure (refer note 'b' below)	127	97
Loss on sale of property, plant and equipment, net	-	21
Write off of property, plant and equipment	61	9
Bad debts written off	-	33
Loss allowance	14	-
Loss on foreign currency transactions and translations, net	-	123
Net loss arising on measurement of derivatives at FVTPL	6	6
Directors sitting fees	15	13
Miscellaneous expenses *	5,492	2,332
	<u>24,726</u>	<u>24,583</u>
* Miscellaneous expenses include contributions through electoral bonds made to All India Trinamool Congress, a political party amounting to ₹5,000 Lakhs (previous year ₹1,830 Lakhs) which is in excess of the 7.5% average net profit of three immediately preceding financial years which were made prior to the date of judgement by Hon'ble Supreme Court of India on this matter on 15th February 2024. Based on the Management's assessment and independent legal opinion the contributions made were in compliance with prevailing law at that time and no further contributions were made after the date of judgement.		
(a) Auditors' remuneration		
Statutory audit (including Limited Reviews)	30	30
Other services (*)	2	2
Out of pocket expenses (includes GST)	3	5
	<u>35</u>	<u>37</u>
(b) Details of Corporate Social Responsibility (CSR) expenditure		
Amount approved by Board to be spent during the year	126	95
Gross amount required to be spent by the Company during the year.	130	106
Less: Excess amount spent in earlier years utilized during the current FY (*)	4	13
Net amount required to be spent by the Company during the year.	126	93
Amount spent during the year:		
Construction / acquisition of any assets	-	-
Purposes other than above	127	97
Shortfall at the end of the year (Refer note below)	NA	NA
Nature of CSR activities,		Eradicating hunger, malnutrition, sanitisation, promoting healthcare & safe drinking water, promoting education & livelihood enhancement and rural development

(*) The Company had a carried forward amount of Rs. 13 lakhs as on 31st March 2022 (Rs. 3 lakhs for financial year 20-21 and Rs. 10 lakhs for financial year 2021-22) on account of excess amount spent on CSR, the same has been utilized during the FY 2022-23. The excess amount spent in FY 2022-23 of Rs. 4 lakhs carried forward by the company has been utilized in the current financial year and 1 lakhs has been carried forward to be utilized in subsequent years. None of the expenditure towards corporate social responsibility are related party transactions during the current FY. (PY Rs. 4 lacs)

Notes to standalone financial statements for the year ended 31 March 2024 (Contd.)

(All amounts in ₹ lakhs, unless otherwise stated)

	Year ended 31 March 2024	Year ended 31 March 2023
28 Exceptional item [(income)/expense]		
Provision for diminution in value of investments in subsidiary (Refer note below)	410	-
	<u>410</u>	<u>-</u>
Note: During the FY 2023-24, in accordance with IND AS 36 -'Impairment of Assets', the Company based on its assessment of business performance of its subsidiary, IFB Agro Marine FZE has provided ₹ 410 lakhs for diminution in its value of investments in equity shares.		
29 Tax expenses		
(a) Income tax in the statement of profit and loss:		
Current tax		
Income tax charge for the year	-	1,467
	-	1,467
Deferred tax		
Deferred tax charge/(credit) for the year	(691)	310
Unused tax credit charge (MAT credit entitlement) for earlier years	-	89
	<u>(691)</u>	<u>399</u>
(b) Income tax recognised in other comprehensive income comprises:		
Current tax		
On remeasurement of post-employment benefit obligations	-	5
	(A) -	5
Deferred tax		
On fair value gains on investments in equity instruments	160	21
	(B) 160	21
	(A) + (B) 160	26
(c) Reconciliation of income tax expense and the accounting profit for the year:		
Profit/(loss) before tax	(1,836)	6,966
Enacted tax rates (%)	31.20%	34.94%
Income tax expense calculated at corporate tax rate	(573)	2,434
Deductions under chapter VIA of the Income Tax Act, 1961	-	(672)
Impact on account of non-deductible expenses	40	34
Adjustment of tax relating to earlier years	-	89
Difference in opening written down value of property, plant and equipment as per Income tax	-	(8)
Impact of lower tax rate on certain items	(158)	-
Other adjustments	-	(11)
Total income tax expense as per the statement of profit and loss	<u>(691)</u>	<u>1,866</u>
30 Earnings per equity share (EPS)		
Net profit/(loss) attributable to equity shareholders (in ₹ lakhs)	(1,145)	5,100
Weighted average number of equity shares outstanding during the year	9,367,111	9,367,111
Face value per share (in ₹)	10	10
Earnings per share (in ₹):		
- Basic earnings per equity share	(12.22)	54.45
- Diluted earnings per equity share	(12.22)	54.45

Notes to standalone financial statements for the year ended 31 March 2024 (Contd.)

(All amounts in ₹ lakhs, unless otherwise stated)

31 Leases

(a) Leases as a Lessee

(i) Right of use assets

The Company has acquired lands on lease. Certain lease land acquired by the Company are recorded under property, plant and equipment (separately from other owned assets) at an amount equal to the entire lease rentals paid upfront (including initial direct costs) at the time of initiation of this lease. Such lease arrangement range over a year of 30-99 years. Other lease arrangements of land whose payment are to be made on periodic basis (including upfront lease payments) has been recognised as 'Right of use assets' for the purpose on Ind AS 116, Leases. These lease land arrangement range over a period of 20 - 83 years.

Reconciliation of liabilities from financing activities

	As at 31 March 2024	As at 31 March 2023
Opening Balance	65	61
Lease liability recognised during the year	54	5
Interest expenses recognised during the year	11	7
Lease payments reflected in the Statement of Cash Flow	(12)	(8)
Closing Lease liability	118	65

(ii) Short term / Low value leases

The Company has entered into lease arrangements in respect of factory lands, office premises, other buildings and manufacturing facilities which are for a year generally ranging from 11 months to 6 years. All such lease arrangements are cancellable by giving a short notice of 3 to 6 months. But these are usually renewable on mutually agreed terms. All these arrangements are considered as short term lease or leases of low-value assets for the purpose of Ind AS 116, Leases and are not recognised as Right of use assets. The expenses incurred for short term lease during 31 March 2024: ₹1,753 lakhs (31 March 2023: ₹1,614 lakhs) included in Rent under Note 27 other expenses.

(b) Leases as lessor

The Company entered into operating leases on its office premises, plant and machinery.

Rental income recognised by the Company during the financial year 2023-24 is ₹ 438 lakhs (2022-23: ₹ 387 lakhs).

All the agreement entered into are short term in nature and are cancellable at a notice within three to six months, therefore the maturity analysis of lease payments are not reported here.

32 Contingent liabilities and commitments

(a) Contingent liabilities

Particulars

	As at 31 March 2024	As at 31 March 2023
--	------------------------	------------------------

Claims against the Company not acknowledged as debts:

(i) Income tax demand under appeal	887	887
(ii) Goods and services tax demand for classification dispute on animal feed supplement	1,216	1,216
(iii) State Excise demands for various years primarily for excess shortage/wastage of spirit	1,192	1,192
(iv) Kolkata Port Trust (KoPT) - Dispute relating to valuation of rent for guest house at Noorpur	95	95

(b) Commitments

Estimated amount of capital contracts remaining to be executed and not provided for as on the balance sheet date are:

	As at 31 March 2024	As at 31 March 2023
Capital commitments for property, plant and equipment (net of capital advances given)	1,630	1,185
Capital commitment for intangible assets under development	-	11

Notes to standalone financial statements for the year ended 31 March 2024 (Contd.)

(All amounts in ₹ lakhs, unless otherwise stated)

33 Disclosure in accordance with Ind AS-19 on Employee benefits expense

(a) Post-employment benefits plan:

Retirement benefit plans of the Company comprising of Gratuity, Superannuation, National Pension Scheme and Provident Fund consists of both defined benefit plan and defined contribution plan. Other long term employee benefits includes compensated absences subject to certain limits and rules. Gratuity, Superannuation and compensated absences plans are funded through investments in Life Insurance Corporation of India (LICI). Provident fund for all employees are managed through government administrated funds. Gratuity and Superannuation fund is managed by a Board of Trustees who are responsible for overall management of the fund and acts in accordance with the provisions of the respective trust deeds and rules, and in the best interest of the plan participants. The trustees do a periodic review of the solvency of the fund and play a role in long term investments, risk management and funding strategy.

(b) Defined contribution plans

The Provident Fund, National Pension Scheme and Superannuation Fund has been classified as defined contribution plan as the Company has an obligation to pay a fixed amount to the government administered fund and Life Insurance Corporation of India (LICI) respectively and has no further obligation if the assets of such funds are not enough to meet all the employee obligations provided under such plans.

(c) Defined benefit plans

Gratuity plan is a defined benefit plan that provides for lump sum gratuity payment to employees made at the time of their exit by the way of retirement (on superannuation or otherwise), death or disability. The benefits are defined on the basis of their final salary and year of service and such benefits paid under the plan is not subject to the ceiling limit specified in the Payment of Gratuity Act, 1972. Liability as on the balance sheet date is provided based on actuarial valuation done by a certified actuary using projected unit credit method. Board of Trustees administers the contributions made to the gratuity fund and such amounts are solely invested with Life Insurance Corporation of India (LICI).

(d) Other long-term employee benefits

The Company provides for encashment of accumulated leaves standing at the credit of its employees at the time of their exit by way of retirement (on superannuation or otherwise), death or disability, subject to certain limits and rules framed by the Company. Liability is provided based on the number of days of unutilized leave at each balance sheet date based on actuarial valuation done by a certified actuary using projected unit credit method. The Company had funded such plan with Life Insurance Corporation of India (LICI).

The following table summarises the components of defined benefit expense recognized in the statement of profit and loss/other comprehensive income ('OCI') and the funded status and amounts recognised in the balance sheet for the respective plans:

(i) Defined benefits obligations recognised:

Particulars	Gratuity (funded)		Compensated absences (funded)	
	As at 31 March 2024	As at 31 March 2023	As at 31 March 2024	As at 31 March 2023
Present value of obligation	1,245	1,571	1,063	1,167
Fair value of plan assets	1,223	1,394	1,211	1,124
Net (assets)/liabilities recognized	22	177	(148)	43

(ii) Movement in present value of obligation:

Particulars	Gratuity (funded)		Compensated absences (funded)	
	As at 31 March 2024	As at 31 March 2023	As at 31 March 2024	As at 31 March 2023
Balance at beginning of the year	1,571	1,441	1,168	1,098
Current service cost	106	104	122	130
Interest cost	95	92	74	67
Acquisitions (credit)/cost	-	(3)	-	(7)
Actuarial (gain)/loss arising from assumption changes	7	(52)	7	(49)
Actuarial (gain)/loss arising from experience adjustments	(77)	43	(36)	70
Benefits paid (including benefits directly paid by the Company)	(457)	(54)	(272)	(141)
Balance at end of the year	1,245	1,571	1,063	1,168

Notes to standalone financial statements for the year ended 31 March 2024 (Contd.)

(All amounts in ₹ lakhs, unless otherwise stated)

(iii) Movement in present value of plan assets:

Particulars	Gratuity (funded)		Compensated absences (funded)	
	As at 31 March 2024	As at 31 March 2023	As at 31 March 2024	As at 31 March 2023
Balance at beginning of the year	1,394	1,354	1,125	1,054
Interest income on plan assets	90	86	80	69
Employer contribution	200	3	10	-
Return on plan assets lesser than discount rate	(4)	5	(4)	2
Benefits paid	(457)	(54)	-	-
Balance at end of the year	1,223	1,394	1,211	1,125

(iv) Components of net cost

Particulars	Gratuity (funded)		Compensated absences (funded)	
	As at 31 March 2024	As at 31 March 2023	As at 31 March 2024	As at 31 March 2023
Recognised in profit and loss				
- Current service costs	106	104	122	130
- Net interest on net defined benefit liability / (asset)	5	6	(7)	(2)
- Immediate recognition of actuarial (gains) / losses	-	-	(25)	19
	111	110	90	147
Recognised in other comprehensive income				
- Actuarial (gains) / losses	(66)	(14)	-	-
	(66)	(14)	-	-

(v) Remeasurement of the net defined benefit plans to be taken to other comprehensive income:

Particulars	Gratuity (funded)		Compensated absences (funded)	
	As at 31 March 2024	As at 31 March 2023	As at 31 March 2024	As at 31 March 2023
Actuarial (gain)/loss arising from assumption changes	7	(52)	-	-
Actuarial (gain)/loss arising from experience adjustments	(77)	43	-	-
Return on plan assets lesser than discount rate	4	(5)	-	-
Net impact on other comprehensive income before tax	(66)	(14)	-	-

(vi) Amounts contributed towards defined contribution plans have been recognized in the statement of profit and loss under "Contribution to provident fund and other funds" in Note 24.

(vii) Major categories of plan assets:

Entire assets of both gratuity and compensated absences plans is maintained with the Life Insurance Corporation of India (LICI).

(viii) Assumptions

With the objective of presenting plan assets and obligations of the defined benefit plans at their fair value at balance sheet date, assumptions used under IndAS 19 are set by reference to market conditions at the valuation date.

Particulars	Gratuity (funded)		Compensated absences (funded)	
	As at 31 March 2024	As at 31 March 2023	As at 31 March 2024	As at 31 March 2023
Discount rate (per annum)	7.00%	7.10%	7.00%	7.10%
Salary escalation rate (per annum)	8.00%	8.00%	8.00%	8.00%
Mortality table	Indian Assured Lives Mortality [2006-08] Ultimate table		Indian Assured Lives Mortality [2006-08] Ultimate table	
Average past service of employees (years)	10.01	10.58	Not applicable	Not applicable
Expected rate of return on plan assets	7.67%	7.07%	6.86%	6.82%

Notes to standalone financial statements for the year ended 31 March 2024 (Contd.)

(All amounts in ₹ lakhs, unless otherwise stated)

(ix) Sensitivity analysis

A quantitative sensitivity analysis for significant assumption is as shown below:

Particulars	Gratuity (funded)		Compensated absences (funded)	
	As at 31 March 2024	As at 31 March 2023	As at 31 March 2024	As at 31 March 2023
Discount rate - Decrease by 1%	83	89	77	85
Discount rate - Increase by 1%	(73)	(78)	(67)	(74)
Salary escalation rate - Decrease by 1%	(73)	(78)	(67)	(74)
Salary escalation rate - Increase by 1%	82	87	75	83

Methods and assumptions used in preparing sensitivity analysis and their limitations:

The sensitivity results above determine their individual impact on the plan's end of the year defined benefit obligation. In reality, the plan is subject to multiple external experience items which may move the defined benefit obligation in similar or opposite directions, while the plan's sensitivity to such changes can vary over time.

(x) Maturity analysis of the benefit payments:

Weighted average duration of gratuity plan and compensated absences plan is 6 and 7 years respectively. Expected benefits payments for each such plans over the years is given in table below:

Particulars	Gratuity (funded)		Compensated absences (funded)	
	As at 31 March 2024	As at 31 March 2023	As at 31 March 2024	As at 31 March 2023
Year 1	166	141	172	101
Year 2	197	589	124	312
Year 3	136	174	109	124
Year 4	59	83	47	73
Year 5	145	73	88	65
Beyond 5 years	477	804	424	717

Expected employer contribution in Gratuity plan for the year ending 31 March 2025 is ₹ 92 lakhs (31 March 2024: ₹106 lakhs).

Expected employer contribution in Compensated absences plan for the year ending 31 March 2025 is ₹ 104 lakhs (31 March 2024: ₹ 122 lakhs).

(e) Aforesaid post-employment benefit plans typically expose the Company to actuarial risks such as: investment risk, interest rate risk, longevity risk and salary risk.

Investment risk	The present value of the defined benefit liability is calculated using a discount rate which is determined by reference to market yields at the end of the reporting year on government bonds.
Interest risk	A decrease in the bond interest rate will increase the plan liability; however, this will be partially offset by an increase in the return on the plan's investments.
Longevity risk	The present value of the defined benefit liability is calculated by reference to the best estimate of the mortality of plan participants both during and after their employment. An increase in the life expectancy of the plan participants will increase the plan's liability.
Salary risk	The present value of the defined benefit liability is calculated by reference to the future salaries of plan participants. As such, an increase in salary of the plan participants will increase the plan's liability.

Notes to standalone financial statements for the year ended 31 March 2024 (Contd.)

(All amounts in ₹ lakhs, unless otherwise stated)

34. List of related parties

Information on related party transactions as required by Ind AS - 24 - Related Party Disclosures:

(a) List of related parties
(i) Parties where control exists (subsidiaries)

Name of the Company	Country of incorporation	31 March 2024	31 March 2023
IFB Agro Marine (FZE)	U.A.E	100%	100%
IFB Agro Holdings Pte. Ltd (w.e.f. 20 June 2023)	Singapore	100%	-
IFB Vietnam Company Ltd (Subsidiary of IFB Agro Holdings Pte. Ltd w.e.f. 06 Nov 2023)	Vietnam	-	-

(ii) Key management personnel
Whole-time directors

Mr. Bikramjit Nag, Chairman (redesignated w.e.f. 13 Feb 2024)
 Mr. Arup Kumar Banerjee, Executive Vice Chairman
 Mr. Amitabha Mukhopadhyay, Managing Director and CEO (upto 10 April 2024)

Non-whole-time directors

Mr. Bijon Bhushan Nag, Chairman (Demised on 28 January 2024)
 Mr. Amitabha Kumar Nag, Non-executive Director (upto 22 August 2022)
 Mr. Sudip Kumar Mukherji, Independent Director
 Mr. Hari Ram Agarwal, Independent Director
 Mr. Manoj Kumar Vijay, Independent Director
 Dr. Runu Chakraborty, Independent Woman Director
 Mr. Malay Kumar Das, Independent Director

Executive officers

Mr. Rahul Choudhary, Chief Financial Officer
 Mr. Ritesh Agarwal, Company Secretary (up to 31-May-2023)
 Mr. Kuntal Roy, Company Secretary (wef 01-June-2023)
 Mr. Santanu Ghosh, Chief Executive Officer - Distillery Business
 Mr. Debasis Ghosh, Chief Executive Officer - IML Business
 Mr. Soumitra Chakraborty, Chief Executive Officer - Marine Business
 Mr. Rana Chatterjee, Chief Finance Officer- Alcohol (Distillery & IML) Business
 Mr. Siddhartha Basu, Chief Finance Officer - Marine Business

(iii) Other key management personnel

Mr. Goutam Bhattacharya, Vice President - Information Technology
 Mr. Alok De, Assistant Vice President- HR and Corporate Relations (upto 31 March 2024)
 Mr. Debojyoti Bandopadhyay, General Manager- CO2 Operations
 Mr. Sanjoy Bhattacharya, Unit Head-IML Panagarh Unit
 Mr. T.K Aich, Head-Distillery Operations
 Mr. Yashwant Kumar, Plant Manager - Marine
 Mr. Saibal Dutta Chaudhury, Plant Manager IML Dankuni Unit
 Mr. Siddhartha Patel, National Sales Head-Feed Business (w.e.f. 30 March 2023)

Notes to standalone financial statements for the year ended 31 March 2024 (Contd.)

(All amounts in ₹ lakhs, unless otherwise stated)

(iv) Other related parties:

Name of the entity

IFB Industries Limited
Nurpur Gases Private Limited
Travel Systems Limited
Anjali Foundation

(v) Post employment benefit plans

Name of the entity

IFB Agro Industries Limited Employees Gratuity Fund
IFBAIL Employees Super annuation Fund

(b) Transactions with related parties

Particulars	Year ended 31 March 2024	Year ended 31 March 2023
Sale of products:		
IFB Industries Limited	0	3
Sale of duty scripts:		
IFB Industries Limited	320	1,044
Rental income:		
IFB Industries Limited	61	61
Nurpur Gases Private Limited	11	11
Purchase of property, plant and equipment:		
IFB Industries Limited	14	5
Purchase of Material:		
Nurpur Gases Private Limited	2,311	2,662
Other expenses:		
IFB Industries Limited	17	12
Travel Systems Limited	155	121
IFB Agro Marine (FZE)	53	-
Corporate Social Responsibility expenses:		
Anjali Foundation	-	4
Reimbursement of Expenses:		
IFB Agro Marine (FZE)	3	-
Staff welfare Expenses:		
Relatives of key management personnel and other key management personnel	1	4
Investment in Equity Shares		
IFB Agro Marine (FZE)	410	-
IFB Agro Holdings Pte. Ltd.	375	-
Contribution of funds to post employment benefit fund:		
IFB Agro Industries Limited Employees Gratuity Fund	200	5
IFBAIL Employees Super annuation Fund	260	260

Notes to standalone financial statements for the year ended 31 March 2024 (Contd.)

(All amounts in ₹ lakhs, unless otherwise stated)

Particulars	Year ended 31 March 2024	Year ended 31 March 2023
Remuneration to key management personnel and other key management personnel		
Short-term employee benefits		
Mr. Bikramjit Nag	72	119
Mr. Arup Kumar Banerjee	414	244
Mr. Amitabha Mukhopadhyay	153	153
Others	784	766
Post-employment benefits (*)		
Mr. Bikramjit Nag	2	2
Mr. Arup Kumar Banerjee	1	3
Mr. Amitabha Mukhopadhyay	1	1
Others	22	21
(*) This does not include amounts in respect of gratuity and compensated absences as the same are determined on actuarial basis for the Company.		
Sitting fees to non-executive directors (exclusive of taxes)	15	13
(c) Balances of related parties:		
Other payables:		
IFB Industries Limited	103	80
Remuneration Payable:		
Mr. Bikramjit Nag	-	47
Mr. Arup Kumar Banerjee	-	47
Mr. Amitabha Mukhopadhyay	13	-
Security deposit outstanding:		
IFB Industries Limited	8	8
(d) Terms and conditions of transactions with related parties		
Purchase and sales from/to related parties are made in the ordinary course of business and on terms equivalent to those that prevail in arm's length transactions with other vendors/customers.		
(e) HDFC Bank Ltd. has issued a SBLC of ₹ 442 lakhs (31 March 2023: ₹ 436 lakhs) in respect of working capital loan taken by its subsidiary, IFB Marine (FZE) out of the borrowing limits sanctioned by the bank.		

Notes to standalone financial statements for the year ended 31 March 2024 (Contd.)

(All amounts in ₹ lakhs, unless otherwise stated)

35 Segment reporting

(a) Basis of segmentation:

The Company has following business segments, which are its reportable segments. These segments offer different products and services, and are managed separately because they require different technology and production processes. Operating segment disclosures are consistent with the information provided to and reviewed by the chief operating decision maker.

(b) Reportable segment	Product
Spirit, spirituous beverages and allied products	Spirit, spirituous beverages and allied products
Marine	Marine product processing for sale in export and domestic markets and marine feed trading.

Particulars	Year ended 31 March 2024				Year ended 31 March 2023			
	Spirit, spirituous beverages and allied products	Marine	Unallocated	Total	Spirit, spirituous beverages and allied products	Marine	Unallocated	Total
i) Segment revenues:								
a) Revenue from operations- external	102,669	35,123	-	137,792	93,242	63,822	-	157,064
Inter-segment revenue from operations	376	-	-	376	262	-	-	262
Less: Eliminations	(376)	-	-	(376)	(262)	-	-	(262)
				<u>137,792</u>				<u>157,064</u>
b) Other income	408	149	1,230	1,787	105	245	1,187	1,537
ii) Segment results								
Profit before interest, tax and depreciation	4,573	(2,127)	(1,588)	858	8,513	2,068	(1,557)	9,024
Depreciation	1,433	385	316	2,134	1,578	214	82	1,874
Finance cost	121	20	9	150	146	37	1	184
Exceptional item	-	-	410	410	-	-	-	-
Profit before tax	3,019	(2,532)	(2,323)	(1,836)	6,789	1,817	(1,640)	6,966
Tax expense				(691)				1,866
Profit after tax				(1,145)				5,100
iii) Revenue from external customers								
India	102,461	21,617	-	124,078	92,977	32,490	-	125,467
Outside India	208	13,506	-	13,714	265	31,332	-	31,597
	<u>102,669</u>	<u>35,123</u>	<u>-</u>	<u>137,792</u>	<u>93,242</u>	<u>63,822</u>	<u>-</u>	<u>157,064</u>
iv) Capital expenditure	312	2,870	5	3,187	635	327	117	1,079

Note:

As per the West Bengal Excise Policy, sale of spirituous beverages product to a sole distributor is more than 10% of the total sales.

v) Other information

Particulars	As at 31 March 2024				As at 31 March 2023			
	Spirit, liquor, spirituous beverages	Marine	Unallocated	Total	Spirit, liquor, spirituous beverages	Marine	Unallocated	Total
Segment assets	25,455	12,586	25,552	63,593	21,953	12,223	28,971	63,147
Segment liabilities	4,798	1,649	1,837	8,284	4,096	1,514	2,341	7,951

vi) Geographical information

Particulars	As at 31 March 2024			As at 31 March 2023		
	within India	outside India	Total	within India	outside India	Total
Non current assets other than financial assets and tax assets.	15,800	-	15,800	14,564	-	14,564

Notes to standalone financial statements for the year ended 31 March 2024 (Contd.)
(All amounts in ₹ lakhs, unless otherwise stated)
36 Fair value measurement
(a) Category wise classification of financial instruments

Particulars	Note	As at 31 March 2024	As at 31 March 2023
A Financial assets:			
(i) Measured at fair value through profit or loss (FVTPL)			
Investments in unquoted mutual funds	4 (b)	2,854	3,363
Derivative instruments	5 (b)	-	3
(ii) Designated at fair value through Other Comprehensive Income (FVTOCI)			
Investments in quoted equity instruments (refer note (i) below)	4 (a)	2,600	1,273
Investments in unquoted equity instruments (refer note (i) below)	4 (a)	6,402	6,377
(iii) Carried at amortised cost (refer note (ii) below)			
Cash and cash equivalents	9 (a)	10,098	17,094
Other bank balance	9 (b)	756	219
Bank deposits (with remaining maturity of more than 12 months)	5 (a)	60	31
Loans to employees	10	18	12
Security deposits	5 (a) & 5 (b)	117	52
Trade receivables	8	8,005	5,189
(iv) Measured at cost			
Investment in equity shares of subsidiary Companies (net of impairment)	4 (a)	375	-
Total financial assets		31,285	33,613
B. Financial liabilities			
(i) Measured at amortized cost			
Borrowings (including current maturities)	13 (a) & 13 (b)	1,000	1,500
Lease Liabilities		118	65
Trade payables	18	4,444	2,790
Securities deposits	14 (a) & 14 (b)	260	261
Creditors for property, plant and equipments	14 (b)	203	50
Dues to employees	14 (b)	310	389
(ii) Measured at fair value through profit or loss (FVTPL)			
Derivative instruments	14 (b)	3	-
Total financial liabilities		6,338	5,055

Notes:

- (i) These investments are not held for trading. Upon application of Ind AS - 109 - Financial Instruments, the Company has chosen to measure these investments in quoted/unquoted equity instruments at FVTOCI irrevocably as the management believes that presenting fair value gains and losses relating to these investments in the statement of profit and loss may not be indicative of the performance of the Company.
- (ii) The management assessed that the fair value of cash and cash equivalents, other bank balances, bank deposits, loans to employees, security deposits, trade receivables, other advances, trade payables and other financial liabilities including security deposits repayable on demand, capital creditors and dues to employees approximate the carrying amount largely due to short-term maturity of these instruments.

(b) Fair value hierarchy

The fair value of financial assets and liabilities are included at the amount that would be received to sell an asset or paid to transfer a liability in an orderly market between market participants at the measurement date. Methods and assumptions used to estimate the fair values are consistent in all the years. Fair value of financial instruments referred to in note (a) above has been classified into three categories depending on the inputs used in the valuation technique. The hierarchy gives the highest priority to quoted prices in active markets for identical assets and liabilities and lowest priority to unobservable entity specific inputs.

The categories used are as follows:

- Level 1: quoted prices (unadjusted) in active markets for financial instruments.
- Level 2: The fair value of financial instruments that are not traded in an active market is determined using valuation techniques which maximise the use of observable market data rely as little as possible on entity specific estimates.
- Level 3: If one or more of the significant inputs is not based on observable market data, the instrument is included in level 3.

Notes to standalone financial statements for the year ended 31 March 2024 (Contd.)

(All amounts in ₹ lakhs, unless otherwise stated)

For assets and liabilities which are measured at fair value as at balance sheet date, the classification of fair value by category and level on inputs used is given below:

As at 31 March 2024:

Particulars	Level 1	Level 2	Level 3
(i) Measured at fair value through profit or loss (FVTPL)			
Investments in unquoted mutual funds	2,854	-	-
Derivative instruments	-	3	-
(ii) Designated at fair value through Other Comprehensive Income (FVTOCI)			
Investments in quoted equity instruments	2,600	-	-
Investments in unquoted equity instruments	-	-	6,402

As at 31 March 2023:

Particulars	Level 1	Level 2	Level 3
(i) Measured at fair value through profit or loss (FVTPL)			
Investments in unquoted mutual funds	3,363	-	-
Derivative instruments	-	3	-
(ii) Designated at fair value through Other Comprehensive Income (FVTOCI)			
Investments in quoted equity instruments	1,273	-	-
Investments in unquoted equity instruments	-	-	6,377

Note: The movement in Level 3 investments represents changes in fair value.

(c) Computation of fair values

Investments in mutual funds are short-term investments made in debt or liquid funds whose fair value are considered as the net asset value (NAV) declared by their respective fund houses on a daily basis. Thus the declared NAV is similar to fair market value for these mutual fund investments since transactions between the investor and fund houses will be carried out at such prices.

Investments in equity instruments represents long term strategic investments made in certain listed or unlisted companies. For listed companies, fair value is based on quoted market prices of such instruments as on the balance sheet date on the recognized stock exchange (where traded volume is more during last six months). For investments in unlisted Companies, the management has ascertained the fair value by using discounted cash flow ('DCF') method (income approach) and net asset value method as appropriate.

There was no transfer of financial assets or liabilities measured at fair value between level 1 and level 2 or transfer into or out of level 3 during the year ended 31 March 2024 and 31 March 2023.

(d) Valuation techniques and significant unobservable inputs

The following table shows the valuation techniques used in measuring Level 3 fair values and significant unobservable inputs used in Level 3 fair value measurements.

Valuation technique	Significant unobservable inputs	Inter-relationship between key unobservable inputs and fair value measurement
Discounted cash flows	(a) Risk adjusted discount rate (b) Growth rate	The estimated fair value would increase (decrease) if: - the estimated growth were higher (lower); - the risk-adjusted discount rates were lower (higher).

(e) Fair value of assets and liabilities measured at cost/amortized cost

The carrying amount of financial assets and financial liabilities measured at amortized cost are a reasonable approximation of their fair values since the Company does not anticipate that the carrying amount would be significantly different from the values that would be eventually received or settled. Management assessed that fair values of cash and cash equivalents, other bank balances, bank deposits, loans to employees, trade receivables, advance to manufacturing units, trade payables and other financial liabilities approximate their carrying amounts due to the short term maturities of these instruments.

37 Financial risk management

Company's business activities are exposed to a variety of financial risks like credit risk, market risks and liquidity risk. Company's senior management is responsible for establishing and monitoring the risk management framework within its overall risk management objectives and strategies approved by the Board of Directors. Such risk management strategies and objectives are established to identify and analyse potential risks faced by the Company, set and monitor appropriate risk limits and controls, periodically review the changes in market conditions and assess risk management performance. Any change in Company's risk management objectives and policies need approval of its Board of Directors.

Notes to standalone financial statements for the year ended 31 March 2024 (Contd.)

(All amounts in ₹ lakhs, unless otherwise stated)

(a) Credit risk

Credit risk refers to risk that a counterparty will default on its contractual obligations resulting in financial loss to the Company. Credit risk arises primarily from financial assets such as trade receivables, other balances with banks, loans and other receivables.

(i) Trade receivables

Customer credit risks is managed by each business unit in accordance with the credit policy, procedures and controls relating to credit risk management. Credit quality of each individual customer is assessed based on financial positions, past trends, market reputation, prevailing market and economic conditions, expected business and anticipated regulatory changes. Based on this evaluation, credit limit and credit terms are decided for each individual customer. Exposure to customer credit risk is regularly monitored through credit locks and release. The Company has a low concentration of risk in respect of trade receivables since its customers are widely spread and operates in diversified industries and varying market conditions. Export customers are generally secured through letter of credit.

Loss allowance of trade receivables is based on expected credit loss model (simplified approach) depending upon the historical data, present financial conditions of customers and anticipated regulatory changes. Maximum exposure to credit risks at the reporting date is disclosed in Note 8. Company does not hold any collateral in respect of such receivables.

(ii) Other financial instruments

Credit risks from other financial instruments includes mainly cash and cash equivalents and deposits with banks. Such risks is managed by the central treasury department of the Company with accordance with Company's overall investment policy approved by its Board of Directors. Investments of surplus funds are made in short term debt/liquid mutual funds of rated fund houses having the highest credit rating and in short term time deposits of reputed banks with a very strong financial position. Investment limits are set for each mutual fund and bank deposits. Risk concentration is minimized by investing in a wide range of mutual funds/bank deposits. These investments are reviewed by the Board of Directors on a quarterly basis.

The Company has no exposure to credit risk relating to its cash and cash equivalents. Credit risk for other financial instruments are monitored by the Central treasury department in accordance with its overall risk management policies. Impairment of such assets is computed per expected credit loss model (general approach) assessed on the basis of financial position, detailed analysis and expected business of the counterparty to such financial assets.

(b) Market risk:

Market risk is the risk that the fair value or future cash flows of a financial instrument will fluctuate due to changes in market prices. Market risks comprises of three types - interest rate risk, currency risk and other price risk, such as equity price risk and commodity risk. Financial instruments affected by market risks include long term borrowings, investments in mutual funds or equity instruments and derivative instruments.

(i) Foreign currency risk management

Foreign currency is the risk that the fair value or future cash flows of a financial instrument will fluctuate due to change in foreign currency rates. Company is exposed to foreign currency risks on trade receivables, denominated in USD. Foreign exchange exposures are managed by the central treasury department in accordance with the overall policy parameters approved by the Board of Directors. Trade receivables are hedged by entering into forward contracts (to sell USD) with authorized banks that matches the timings of the forecasted receipts.

Carrying amount of Company's financial assets and liabilities denominated in foreign currency (USD) as at the Balance Sheet date is as under:

	As at 31 March 2024		As at 31 March 2023	
	USD (lakhs)	₹	USD (lakhs)	₹
Financial assets				
Trade Receivables	11	939	17	1,375
Forward Contracts (derivative used to hedge trade receivables)	11	939	17	1,435
Financial liabilities				
Trade payable	(1)	(42)	-	-
Forward Contracts (derivative used to hedge trade payables)	-	-	-	-

Foreign currency sensitivity analysis

The Company is exposed to US Dollars. Following table provides the sensitivity impact to a 5% strengthening/weakening of INR in respect to US Dollars. Sensitivity analysis is done on net exposure after adjusting the forward contracts. A positive number below indicates an increase in profit/equity when INR appreciates against US Dollars and when the net exposure is a liability.

Notes to standalone financial statements for the year ended 31 March 2024 (Contd.)

(All amounts in ₹ lakhs, unless otherwise stated)

Particulars	As at	As at
	31 March 2024	31 March 2023
	Gain / (Loss)	Gain / (Loss)
INR appreciates by 5%	2	-
INR depreciates by 5%	(2)	-

(ii) Interest rate risk management

The Company's exposure to interest rate risk from the perspective of Financial Liabilities is negligible. Further, treasury activities, focused on managing investments in debt instruments, are centralised and administered under a set of approved policies and procedures guided by the tenets of safety, liquidity and returns. This ensures that investments are only made within acceptable risk parameters after due evaluation.

The Company's investments are predominantly held in fixed deposits and debt mutual funds. Fixed deposits are held with highly rated banks and have a short tenure and are not subject to interest rate volatility.

The Company also invests in mutual fund schemes of leading fund houses. Such investments are susceptible to market price risks that arise mainly from changes in interest rate which may impact the return and value of such investments. However, given the relatively short tenure of underlying portfolio of the mutual fund schemes in which the Company has invested, such price risk is not significant.

Particulars	As at	As at
	31 March 2024	31 March 2023
Borrowing at variable interest rate		
- Non-current	500	-
- Current	500	-
Total borrowings	1,000	-

Sensitivity analysis of interest rate change on borrowing availed at variable interest rate

Particulars	Impact on Profit/(loss) after Tax	
	Year ended 31 March 2024	Year ended 31 March 2023
Interest rate (increase by 0.5%)	(3)	-
Interest rate (decrease by 0.5%)	3	-

(iii) Price risk

Price risk is the risk that the fair value or future cash flows will fluctuate due to change in market prices. The Company is exposed to price risk arising from its short term investments in debt or liquid mutual funds. Company's central treasury department manages such risk in accordance with its overall risk management policy approved by the Board of Directors. The Company mitigates the risk by investing in a large number of rated funds. Investment limit in each fund is specified. All purchase or sale of mutual funds are reviewed by the Board of Directors on a quarterly basis. Company assesses that as returns from short term debt or liquid mutual funds are steady and depends on interest rates or market yield, there is very remote chance of any significant fluctuation in their fair values which can materially impact Company's future cash flows.

Price sensitivity analysis

Following table provides the sensitivity impact to a 1% appreciation/decline in NAV of mutual fund investments as at the Balance Sheet date.

Particulars	As at	As at
	31 March 2024	31 March 2023
	Gain / (Loss)	Gain / (Loss)
NAV of mutual funds appreciates by 1%	29	34
NAV of mutual funds declines by 1%	(29)	(34)

(c) Liquidity risk:

Liquidity risk is the risk that the Company may not be able to meet its contractual obligations associated with its financial liabilities. The central treasury department of the Company manages its liquidity risk by preparing and continuously monitoring business plans or rolling cash flow forecasts which ensures that the funds required for carrying on its business operations and meeting its financial liabilities are available in a timely manner and at an optimal cost. The Company plans to meet the contractual obligations from its internal accruals and also maintains sufficient fund based and non-fund based credit limits with banks. Additionally, surplus funds generated from operations are parked in short term debt or liquid mutual funds and bank deposits which can be readily liquidated when required.

Notes to standalone financial statements for the year ended 31 March 2024 (Contd.)

(All amounts in ₹ lakhs, unless otherwise stated)

The following table shows the remaining contractual maturities of financial liabilities at the reporting date. The amounts reported are on gross and undiscounted basis and includes contractual interest payments.

Contractual maturity of financial liabilities	Carrying Value	Upto 1 year	1 year to 5 year	More than 5 year	Total
As at 31 March 2024					
Borrowings (including current maturities)	-	500	500	-	1,000
Trade payables	4,444	4,444	-	-	4,444
Lease liability	118	13	58	472	543
Other financial liabilities	776	536	240	-	776
As at 31 March 2023					
Borrowings (including current maturities)	1,500	500	1,000	-	1,500
Trade payables	2,790	2,790	-	-	2,790
Lease liability	65	8	38	95	141
Other financial liabilities	700	460	240	-	700

(d) Capital management

For the purpose of Company's capital management, capital includes issued equity share capital, other equity reserves and long term borrowed capital less cash and cash equivalents. The primary objective of capital management is to maintain an efficient capital structure to reduce the cost of capital, support corporate expansion strategies and to maximize shareholder's value. Company has fund based and non fund based credit facilities with banks from which it borrows as and when required to meet its working capital requirements. The capital structure of the Company is based on management's judgement of its strategic and day-to-day needs with a focus on total equity so as to maintain investor, creditors and market confidence. The Company may take appropriate steps in order to maintain, or if necessary adjust, its capital structure.

38 No proceedings has been initiated or pending against the company in the financial year 2022-23 and financial year 2023-24 for holding any benami property under the "Benami Transactions (Prohibition) Act, 1988 (45 of 1988) and rules made thereunder.

39 Details of differences between quarterly returns of current assets filed with banks in comparison with the books of accounts

Quarter	Particulars of Securities Provided	Amount as per Books of Accounts	Amount as reported in the quarterly return/statement	Amount of Difference**
June 2023	Trade receivables	9,013	9,013	-
	Inventory	17,529	17,529	-
	Trade payables for goods	2,111	2,111	-
September 2023	Trade receivables	8,825	8,825	-
	Inventory	19,775	19,775	-
	Trade payables for goods	2,483	2,483	-
December 2023	Trade receivables	9,695	9,695	-
	Inventory	12,998	12,998	-
	Trade payables for goods	1,829	1,829	-
March 2024	Trade receivables	8,448	8,448	-
	Inventory	12,056	12,056	-
	Trade payables for goods	2,112	2,112	-
June 2022	Trade receivables	9,601	9,601	-
	Inventory	16,821	16,821	-
	Trade payables for goods	3,511	3,511	-
September 2022	Trade receivables	11,041	11,041	-
	Inventory	17,209	17,209	-
	Trade payables for goods	4,805	4,805	-
December 2022	Trade receivables	7,118	7,118	-
	Inventory	11,797	11,797	-
	Trade payables for goods	4,065	4,065	-
March 2023	Trade receivables	5,642	5,642	-
	Inventory	10,020	10,020	-
	Trade payables for goods	1,371	1,371	-

* The quarterly return/statement has been submitted to ICICI Bank Limited, HDFC Bank Limited, Axis Bank Limited and Federal Bank Limited.

Notes to standalone financial statements for the year ended 31 March 2024 (Contd.)

(All amounts in ₹ lakhs, unless otherwise stated)

- 40 The Company has not been declared wilful defaulter by any bank or financial institution or lender in the financial year 2023-24 and 2022-23.
- 41 The Company has no transactions during the financial year 2023-24 and with the Companies struck off under section 248 of the Companies Act, 2013 or section 560 of Companies Act, 1956.

42 Ratios	31 March 2024	31 March 2023	Variance
<u>Liquidity Ratio</u>			
i Current Ratio (times) : (Current assets/current liabilities) <i>Reason for variance : Increase in Trade Payable.</i>	5.83	8.17	-29%
<u>Solvency Ratios</u>			
ii Debt-Equity Ratio (times) : (Borrowings/shareholder's equity) <i>Reason for variance : Term loan repayment during the year</i>	0.02	0.03	-33%
iii Debt Service Coverage Ratio (times) : (Net operating income/debt service) (Net operating income = Profit after tax+ depreciation +interest cost + Impairment provision on subsidiary) (debt service=interest on term loan + payment of lease interest) <i>Reason for variance : Decrease in net income during the financial year</i>	9.62	38.90	-75%
<u>Utilization Ratios</u>			
iv Inventory Turnover Ratio (times) : (cost of goods sold/average value of inventory) <i>Reason for variance : Increase in Average Value of Inventory and decrease in cost of goods sold.</i>	10.87	20.07	-46%
v Trade receivable turnover ratio (times) : (net credit sales/ average accounts receivable) <i>Reason for variance : Not Applicable, variance is below 25%</i>	20.89	26.18	-20%
vi Trade payable turnover ratio (times) : (net credit purchase/average accounts payable) <i>Reason for variance : Increase in trade payables.</i>	18.03	28.09	-36%
vii Net Capital turnover ratio (Net annual sales/working capital) <i>Reason for variance : Not Applicable, variance is below 25%</i>	4.41	4.43	0%
<u>Profitability ratios</u>			
viii Return on Equity Ratio (%) : (Net income/ Average shareholder's equity) <i>Reason for variance : Decrease in net income during the financial year</i>	-2%	10%	-121%
ix Net profit ratio (%) : (Net profit/net revenue from operation) (Net revenue from operation is net of excise duty on sales of goods) <i>Reason for variance : Decrease in net income during the financial year</i>	-1%	4%	-130%
x Return on capital employed (%) : (Earning before interest and tax/ (tangible networth+debt+deferred tax liability+lease liabilities+deferred income)) <i>Reason for variance : Decrease in net income during the financial year</i>	-3%	10%	-130%
xi Return on investment (Return on investment/cost of investment) (for the above disclosure the Company has considered return on current investment only as non current investments are held for long term strategic purpose) <i>Reason for variance: Not Applicable, variance is below 25%</i>	22%	24%	-6%

Notes to standalone financial statements for the year ended 31 March 2024 (Contd.)

(All amounts in ₹ lakhs, unless otherwise stated)

- 43 Revenue from sale of products is net of variable consideration components representing discounts amounting to ₹7,722 lakhs (31 March 2023: ₹3,397 lakhs)
- 44 No funds have been advanced or loaned or invested (either from borrowed funds or share premium or any other sources or kind of funds) by the Company to or in any other person(s) or entity(ies), including foreign entities (“Intermediaries”) with the understanding, whether recorded in writing or otherwise, that the Intermediary shall lend or invest in party identified by or on behalf of the Company (Ultimate Beneficiaries). The Company has not received any fund from any party(s) (Funding Party) with the understanding that the Company shall whether, directly or indirectly lend or invest in other persons or entities identified by or on behalf of the Company (“Ultimate Beneficiaries”) or provide any guarantee, security or the like on behalf of the Ultimate Beneficiaries.

For **B S R & Co. LLP**
Chartered Accountants
Firm Registration No. 101248W/W -100022

Jayanta Mukhopadhyay
Partner
Membership No. 055757
Kolkata, 28 May 2024

For and on behalf of the Board of Directors of **IFB Agro Industries Ltd**

Chairman
Executive Vice Chairman
Chief Financial Officer
Company Secretary
Kolkata, 28 May 2024

Bikramjit Nag (DIN: 00827155)
Arup Kumar Banerjee (DIN: 00336225)
Rahul Choudhary
Kuntal Roy (ACS: 36912)

Independent Auditors' Report to the Members of IFB Agro Industries Limited.

Report on the Audit of Consolidated Financial Statements

Opinion

We have audited the consolidated financial statements of IFB Agro Industries Limited (hereinafter referred to as the “Holding Company”) and its subsidiaries (Holding Company and its subsidiaries together referred to as “the Group”), which comprise the consolidated balance sheet as at 31 March 2024, and the consolidated statement of profit and loss (including other comprehensive income), consolidated statement of changes in equity and consolidated statement of cash flows for the year then ended, and notes to the consolidated financial statements, including material accounting policies and other explanatory information (hereinafter referred to as “the consolidated financial statements”).

In our opinion and to the best of our information and according to the explanations given to us, and based on the consideration of reports of the other auditors on separate financial statements of such subsidiaries as was audited by the other auditors, the aforesaid consolidated financial statements give the information required by the Companies Act, 2013 (“Act”) in the manner so required and give a true and fair view in conformity with the accounting principles generally accepted in India, of the consolidated state of affairs of the Group as at 31 March 2024, of its consolidated loss and other comprehensive income, consolidated changes in equity and consolidated cash flows for the year then ended.

Basis for Opinion

We conducted our audit in accordance with the Standards on Auditing (SAs) specified under Section 143(10) of the Act. Our responsibilities under those SAs are further described in the *Auditor's Responsibilities for the Audit of the Consolidated Financial Statements* section of our report. We are independent of the Group in accordance with the ethical requirements that are relevant to our audit of the consolidated financial statements in terms of the Code of Ethics issued by the Institute of Chartered Accountants of India and the relevant provisions of the Act, and we have fulfilled our other ethical responsibilities in accordance with these requirements. We believe that the audit evidence obtained by us along with the consideration of reports of the other auditors referred to in paragraph (a) of the “Other Matter” section below, is sufficient and appropriate to provide a basis for our opinion on the consolidated financial statements.

Key Audit Matter

Key audit matters are those matters that, in our professional judgment, were of most significance in our audit of the consolidated financial statements of the current period. These matters were addressed in the context of our audit of the consolidated financial statements as a whole, and in forming our opinion thereon, and we do not provide a separate opinion on these matters.

Revenue Recognition

See Note 19 and 2(a) to consolidated financial statements

The key audit matter	How the matter was addressed in our audit
<p>The Holding Company derives its revenue from sale of spirits, spirituous beverages, marine products and other allied products.</p> <p>Revenue is recognised when the Holding Company satisfies performance obligations under the terms of contract with customers by transferring control of the products being sold to customers.</p> <p>Revenue is a key performance indicator of the Holding Company. Thus, we have identified revenue recognition as a key audit matter.</p>	<p>Our audit procedures included the following:</p> <ul style="list-style-type: none"> • We assessed the appropriateness of the revenue recognition accounting policies by comparing with applicable Indian accounting standards. • We evaluated the design of key controls and operating effectiveness of the relevant key controls with respect to revenue recognition on selected transactions. • We performed substantive testing (including year-end cut off testing). We selected samples of revenue transactions recorded during the year and verified the underlying sales invoices and shipping documents or customer acknowledgements to evidence the transfer of control. • We carried out analytical procedures on revenue recognized during the year to identify unusual variances and conducted further enquiries and testing.

Other Information

The Holding Company's Management and Board of Directors are responsible for the other information. The other information comprises the information included in the Holding Company's annual report, but does not include the financial statements and auditor's reports thereon.

Our opinion on the consolidated financial statements does not cover the other information and we do not express any form of assurance conclusion thereon.

In connection with our audit of the consolidated financial statements, our responsibility is to read the other information and, in doing so, consider whether the other information is materially inconsistent with the consolidated financial statements or our knowledge obtained in the audit or otherwise appears to be materially misstated. If, based on the work we have performed, we conclude that there is a material misstatement of this other information, we are required to report that fact. We have nothing to report in this regard.

Management's and Board of Directors' Responsibilities for the Consolidated Financial Statements

The Holding Company's Management and Board of Directors are responsible for the preparation and presentation of these consolidated financial statements in term of the requirements of the Act that give a true and fair view of the consolidated state of affairs, consolidated profit/ loss and other comprehensive income, consolidated statement of changes in equity and consolidated cash flows of the Group in accordance with the accounting principles generally accepted in India, including the Indian Accounting Standards (Ind AS) specified under Section 133 of the Act. The respective Management and Board of Directors of the companies included in the Group are responsible for maintenance of adequate accounting records in accordance with the provisions of the Act for safeguarding the assets of each company and for preventing and detecting frauds and other irregularities; the selection and application of appropriate accounting policies; making judgments and estimates that are reasonable and prudent; and the design, implementation and maintenance of adequate internal financial controls, that were operating effectively for ensuring the accuracy and completeness of the accounting records, relevant to the preparation and presentation of the consolidated financial statements that give a true and fair view and are free from material misstatement, whether due to fraud or error, which have been used for the purpose of preparation of the consolidated financial statements by the Management and Board of Directors of the Holding Company, as aforesaid.

In preparing the consolidated financial statements, the respective Management and Board of Directors of the companies included in the Group are responsible for assessing the ability of each company to continue as a going concern, disclosing, as applicable, matters related to going concern and using the going concern basis of accounting unless the respective Board of Directors either intends to liquidate the Company or to cease operations, or has no realistic alternative but to do so.

The respective Board of Directors of the companies included in the Group are responsible for overseeing the financial reporting process of each company.

Auditor's Responsibilities for the Audit of the Consolidated Financial Statements

Our objectives are to obtain reasonable assurance about whether the consolidated financial statements as a whole are free from material misstatement, whether due to fraud or error, and to issue an auditor's report that includes our opinion. Reasonable assurance is a high level of assurance, but is not a guarantee that an audit conducted in accordance with SAs will always detect a material misstatement when it exists. Misstatements can arise from fraud or error and are considered material if, individually or in the aggregate, they could reasonably be expected to influence the economic decisions of users taken on the basis of these consolidated financial statements.

As part of an audit in accordance with SAs, we exercise professional judgment and maintain professional skepticism throughout the audit. We also:

- Identify and assess the risks of material misstatement of the consolidated financial statements, whether due to fraud or error, design and perform audit procedures responsive to those risks, and obtain audit evidence that is sufficient and appropriate to provide a basis for our opinion. The risk of not detecting a material misstatement resulting from fraud is higher than for one resulting from error, as fraud may involve collusion, forgery, intentional omissions, misrepresentations, or the override of internal control.

- Obtain an understanding of internal control relevant to the audit in order to design audit procedures that are appropriate in the circumstances. Under Section 143(3)(i) of the Act, we are also responsible for expressing our opinion on whether the company has adequate internal financial controls with reference to financial statements in place and the operating effectiveness of such controls.
- Evaluate the appropriateness of accounting policies used and the reasonableness of accounting estimates and related disclosures made by the Management and Board of Directors.
- Conclude on the appropriateness of the Management and Board of Directors use of the going concern basis of accounting in preparation of consolidated financial statements and, based on the audit evidence obtained, whether a material uncertainty exists related to events or conditions that may cast significant doubt on the appropriateness of this assumption. If we conclude that a material uncertainty exists, we are required to draw attention in our auditor's report to the related disclosures in the consolidated financial statements or, if such disclosures are inadequate, to modify our opinion. Our conclusions are based on the audit evidence obtained up to the date of our auditor's report. However, future events or conditions may cause the Group to cease to continue as a going concern.
- Evaluate the overall presentation, structure and content of the consolidated financial statements, including the disclosures, and whether the consolidated financial statements represent the underlying transactions and events in a manner that achieves fair presentation.
- Obtain sufficient appropriate audit evidence regarding the financial statements of such entity or business activity within the Group to express an opinion on the consolidated financial statements. We are responsible for the direction, supervision and performance of the audit of the financial statements of such entity included in the consolidated financial statements of which we are the independent auditor. For the other entities included in the consolidated financial statements, which have been audited by other auditors, such other auditors remain responsible for the direction, supervision and performance of the audits carried out by them. We remain solely responsible for our audit opinion. Our responsibilities in this regard are further described in paragraph (a) of the section titled "Other Matter" in this audit report.

We communicate with those charged with governance of the Holding Company regarding, among other matters, the planned scope and timing of the audit and significant audit findings, including any significant deficiencies in internal control that we identify during our audit.

We also provide those charged with governance with a statement that we have complied with relevant ethical requirements regarding independence, and to communicate with them all relationships and other matters that may reasonably be thought to bear on our independence, and where applicable, related safeguards.

From the matters communicated with those charged with governance, we determine those matters that were of most significance in the audit of the consolidated financial statements of the current period and are therefore the key audit matters. We describe these matters in our auditor's report unless law or regulation precludes public disclosure about the matter or when, in extremely rare circumstances, we determine that a matter should not be communicated in our report because the adverse consequences of doing so would reasonably be expected to outweigh the public interest benefits of such communication.

Other Matter

- a. We did not audit the financial statements of three subsidiaries (including one step down subsidiary), whose financial statements reflect total assets (before consolidation adjustments) of Rs. 392 Lakhs as at 31 March 2024, total revenues (before consolidation adjustments) of Rs. 176 Lakhs and net cash inflows (before consolidation adjustments) amounting to Rs. 339 Lakhs for the year ended on that date, as considered in the consolidated financial statements. These financial statements have been audited by other auditors whose reports have been furnished to us by the Management and our opinion on the consolidated financial statements, in so far as it relates to the amounts and disclosures included in respect of these subsidiaries, and our report in terms of sub-section (3) of Section 143 of the Act, in so far as it relates to the aforesaid subsidiaries is based solely on the reports of the other auditors.

These subsidiaries are located outside India whose financial statements and other financial information have been prepared in accordance with accounting principles generally accepted in their respective countries and which have been audited by other

auditors under generally accepted auditing standards applicable in their respective countries. The Holding Company's management has converted the financial statements of such subsidiaries located outside India from accounting principles generally accepted in their respective countries to accounting principles generally accepted in India. We have audited these conversion adjustments made by the Holding Company's management. Our opinion in so far as it relates to the balances and affairs of such subsidiaries located outside India is based on the reports of other auditors and the conversion adjustments prepared by the management of the Holding Company and audited by us.

Our opinion on the consolidated financial statements, and our report on Other Legal and Regulatory Requirements below, is not modified in respect of this matter with respect to our reliance on the work done and the reports of the other auditors.

Report on Other Legal and Regulatory Requirements

1. As required by the Companies (Auditor's Report) Order, 2020 ("the Order") issued by the Central Government of India in terms of Section 143(11) of the Act, we give in the "Annexure A" a statement on the matters specified in paragraphs 3 and 4 of the Order, to the extent applicable.
2. A. As required by Section 143(3) of the Act, we report, to the extent applicable, that:
 - a. We have sought and obtained all the information and explanations which to the best of our knowledge and belief were necessary for the purposes of our audit of the aforesaid consolidated financial statements.
 - b. In our opinion, proper books of account as required by law relating to preparation of the aforesaid consolidated financial statements have been kept so far as it appears from our examination of those books and the report except for the matter stated in the paragraph 2B(F) below on reporting under Rule 11(g) of the Companies (Audit and Auditors) Rules, 2014.
 - c. The consolidated balance sheet, the consolidated statement of profit and loss (including other comprehensive income), the consolidated statement of changes in equity and the consolidated statement of cash flows dealt with by this Report are in agreement with the relevant books of account maintained for the purpose of preparation of the consolidated financial statements.
 - d. In our opinion, the aforesaid consolidated financial statements comply with the Ind AS specified under Section 133 of the Act.
 - e. On the basis of the written representations received from the directors of the Holding Company as on 01 April 2024 and 13 April 2024 taken on record by the Board of Directors of the Holding Company, none of the directors of the Holding Company is disqualified as on 31 March 2024 from being appointed as a director in terms of Section 164(2) of the Act.
 - f. the observation relating to the maintenance of accounts and other matters connected therewith are as stated in the paragraph 2A(B) above on reporting under Section 143(3)(b) and paragraph 2B(f) below on reporting under Rule 11(g) of the Companies (Audit and Auditors) Rules, 2014.
 - g. With respect to the adequacy of the internal financial controls with reference to financial statements of the Holding Company and the operating effectiveness of such controls, refer to our separate Report in "Annexure B".
- B. With respect to the other matters to be included in the Auditor's Report in accordance with Rule 11 of the Companies (Audit and Auditors) Rules, 2014, in our opinion and to the best of our information and according to the explanations given to us.
 - a. The consolidated financial statements disclose the impact of pending litigations as at 31 March 2024 on the consolidated financial position of the Group. Refer Note 31 to the consolidated financial statements.
 - b. The Group did not have any material foreseeable losses on long-term contracts including derivative contracts during the year ended 31 March 2024.
 - c. There are no amounts which are required to be transferred to the Investor Education and Protection Fund by the Holding Company during the year ended 31 March 2024.

- d (i) The management of the Holding Company represented to us that, to the best of its knowledge and belief, as disclosed in the Note 43 to the consolidated financial statements, no funds have been advanced or loaned or invested (either from borrowed funds or share premium or any other sources or kind of funds) by the Holding Company to or in any other person(s) or entity(ies), including foreign entities (“Intermediaries”), with the understanding, whether recorded in writing or otherwise, that the Intermediary shall directly or indirectly lend or invest in other persons or entities identified in any manner whatsoever by or on behalf of the Holding Company (“Ultimate Beneficiaries”) or provide any guarantee, security or the like on behalf of the Ultimate Beneficiaries.
- (ii) The management of the Holding Company represented to us that, to the best of its knowledge and belief, as disclosed in the Note 43 to the consolidated financial statements, no funds have been received by the Holding Company from any person(s) or entity(ies), including foreign entities (“Funding Parties”), with the understanding, whether recorded in writing or otherwise, that the Holding Company shall directly or indirectly, lend or invest in other persons or entities identified in any manner whatsoever by or on behalf of the Funding Parties (“Ultimate Beneficiaries”) or provide any guarantee, security or the like on behalf of the Ultimate Beneficiaries.
- (iii) Based on the audit procedures performed that have been considered reasonable and appropriate in the circumstances, nothing has come to our notice that has caused us to believe that the representations under sub-clause (i) and (ii) of Rule 11(e), as provided under (i) and (ii) above, contain any material misstatement.
- e. The Holding Company has neither declared nor paid any dividend during the year.
- f. Based on our examination which included test checks, the Holding Company has used an accounting software for maintaining its books of account, however, the feature of recording audit trail (edit log) facility has not been enabled. Consequently, we are unable to comment on audit trail feature of the said software.
- C. With respect to the matter to be included in the Auditor's Report under Section 197(16) of the Act:

In our opinion and according to the information and explanations given to us, the remuneration paid during the current year by the Holding Company to its directors is in accordance with the provisions of Section 197 read with Schedule V of the Act. The remuneration paid to any director by the Holding Company is not in excess of the limit laid down under Section 197 read with Schedule V of the Act. The Ministry of Corporate Affairs has not prescribed other details under Section 197(16) of the Act which are required to be commented upon by us.

Place: Kolkata
Date: 28 May 2024

For B S R & Co. LLP
Chartered Accountants
Firm registration No.: 101248W/W-100022

Jayanta Mukhopadhyay
Partner
Membership No.: 055757
ICAI UDIN:24055757BKEYLB2984

Annexure A to the Independent Auditor's Report on the Consolidated Financial Statements of IFB Agro Industries Limited for the year ended 31 March 2024

(Referred to in paragraph 1 under 'Report on Other Legal and Regulatory Requirements' section of our report of even date)

(xxi) According to the information and explanations given to us and based on our examination, there are no companies included in the consolidated financial statements of the Holding Company which are companies incorporated in India except the Holding Company. The Companies (Auditor's Report) Order, 2020 of the Holding Company did not include any unfavourable answers or qualifications or adverse remarks except for clause 3(i)(c).

For B S R & Co. LLP
Chartered Accountants
Firm registration No.: 101248W/W-100022

Jayanta Mukhopadhyay
Partner
Membership No.: 055757
ICAI UDIN:24055757BKEYLB2984

Place: Kolkata
Date: 28 May 2024

Annexure B to the Independent Auditor's Report on the consolidated financial statements of IFB Agro Industries Limited for the year ended 31 March 2024

Report on the internal financial controls with reference to the aforesaid consolidated financial statements under Clause (i) of Sub-section 3 of Section 143 of the Act

(Referred to in paragraph 2(A)(g) under 'Report on Other Legal and Regulatory Requirements' section of our report of even date)

Opinion

In conjunction with our audit of the consolidated financial statements of IFB Agro Industries Limited (hereinafter referred to as “the Holding Company”) as of and for the year ended 31 March 2024, we have audited the internal financial controls with reference to financial statements of the Holding Company, as of that date.

In our opinion, the Holding Company, has, in all material respects, adequate internal financial controls with reference to financial statements and such internal financial controls were operating effectively as at 31 March 2024, based on the internal financial controls with reference to financial statements criteria established by the Holding Company considering the essential components of such internal controls stated in the Guidance Note on Audit of Internal Financial Controls Over Financial Reporting issued by the Institute of Chartered Accountants of India (the “Guidance Note”).

Management's and Board of Directors' Responsibilities for Internal Financial Controls

The Holding Company's Management and the Board of Directors are responsible for establishing and maintaining internal financial controls based on the internal financial controls with reference to financial statements criteria established by the Holding Company considering the essential components of internal control stated in the Guidance Note. These responsibilities include the design, implementation and maintenance of adequate internal financial controls that were operating effectively for ensuring the orderly and efficient conduct of its business, including adherence to the Holding Company's policies, the safeguarding of its assets, the prevention and detection of frauds and errors, the accuracy and completeness of the accounting records, and the timely preparation of reliable financial information, as required under the Act.

Auditor's Responsibility

Our responsibility is to express an opinion on the internal financial controls with reference to financial statements based on our audit. We conducted our audit in accordance with the Guidance Note and the Standards on Auditing, prescribed under Section 143(10) of the Act, to the extent applicable to an audit of internal financial controls with reference to financial statements. Those Standards and the Guidance Note require that we comply with ethical requirements and plan and perform the audit to obtain reasonable assurance about whether adequate internal financial controls with reference to financial statements were established and maintained and if such controls operated effectively in all material respects.

Our audit involves performing procedures to obtain audit evidence about the adequacy of the internal financial controls with reference to financial statements and their operating effectiveness. Our audit of internal financial controls with reference to financial statements included obtaining an understanding of internal financial controls with reference to financial statements, assessing the risk that a material weakness exists, and testing and evaluating the design and operating effectiveness of internal control based on the assessed risk. The procedures selected depend on the auditor's judgement, including the assessment of the risks of material misstatement of the consolidated financial statements, whether due to fraud or error.

We believe that the audit evidence we have obtained is sufficient and appropriate to provide a basis for our audit opinion on the internal financial controls with reference to financial statements.

Meaning of Internal Financial Controls with Reference to Financial Statements

A company's internal financial controls with reference to financial statements is a process designed to provide reasonable assurance regarding the reliability of financial reporting and the preparation of financial statements for external purposes in accordance with generally accepted accounting principles. A company's internal financial controls with reference to financial statements include those policies and procedures that (1) pertain to the maintenance of records that, in reasonable detail, accurately and fairly reflect the transactions and dispositions of the assets of the company; (2) provide reasonable assurance that transactions are recorded as necessary to permit preparation of financial statements in accordance with generally accepted accounting principles, and that receipts and expenditures of the company are being made only in accordance with authorisations of management and directors of the company; and (3) provide reasonable assurance regarding prevention or timely detection of unauthorised acquisition, use, or disposition of the company's assets that could have a material effect on the financial statements.

Inherent Limitations of Internal Financial Controls with Reference to Financial Statements

Because of the inherent limitations of internal financial controls with reference to financial statements, including the possibility of collusion or improper management override of controls, material misstatements due to error or fraud may occur and not be detected. Also, projections of any evaluation of the internal financial controls with reference to financial statements to future periods are subject to the risk that the internal financial controls with reference to financial statements may become inadequate because of changes in conditions, or that the degree of compliance with the policies or procedures may deteriorate.

For B S R & Co. LLP
Chartered Accountants
Firm registration No.: 101248W/W-100022

Jayanta Mukhopadhyay
Partner
Membership No.: 055757
ICAI UDIN:24055757BKEYLB2984

Place: Kolkata
Date: 28 May 2024

Consolidated balance sheet as at 31 March 2024

(All amounts in ₹ lakhs, unless otherwise stated)

	Notes	As at 31 March 2024	As at 31 March 2023
Assets			
Non-current assets			
Property, plant and equipment	3 (a)	14,775	13,147
Capital work-in-progress	3 (b)	132	500
Intangible assets under development	3 (d)	-	222
Financial assets			
- Investments	4 (a)	9,002	7,650
- Other financial assets	5 (a)	86	57
Current tax assets (net)		645	444
Other non-current assets	6 (a)	899	701
Total non-current assets		25,539	22,721
Current assets			
Inventories	7	12,056	10,020
Financial assets			
- Investments	4 (b)	2,854	3,363
- Trade receivables	8	8,032	5,199
- Cash and cash equivalents	9 (a)	10,424	17,105
- Bank balances other than above	9 (b)	756	219
- Loans	10	18	12
- Other financial assets	5 (b)	113	35
Other current assets	6 (b)	3,818	4,526
Total current assets		38,071	40,479
Total assets		63,610	63,200
Equity and liabilities			
Equity			
Equity share capital	11	937	937
Other equity	12	54,342	53,904
Total equity		55,279	54,841
Liabilities			
Non-current liabilities			
Financial liabilities			
- Borrowings	13 (a)	500	1,000
- Lease Liabilities		106	58
- Other financial liabilities	14 (a)	240	240
Provisions	15 (a)	22	220
Deferred tax liabilities (net)	16	925	1,456
Other non-current liabilities	17 (a)	51	26
Total non-current liabilities		1,844	3,000
Current liabilities			
Financial liabilities			
- Borrowings	13 (b)	500	876
- Lease Liabilities		12	7
- Trade payables	18		
-total outstanding dues of micro enterprises and small enterprises		282	35
-total outstanding dues of creditors other than micro enterprises and small enterprises		4,177	2,755
- Other financial liabilities	14 (b)	541	482
Other current liabilities	17 (b)	763	992
Provisions	15 (b)	189	189
Current tax liabilities, net		23	23
Total current liabilities		6,487	5,359
Total liabilities		8,331	8,359
Total equity and liabilities		63,610	63,200

The accompanying notes 1 to 43 form an integral part of these consolidated financial statements.

This is the consolidated balance sheet referred to in our report of even date.

For **B S R & Co. LLP**
Chartered Accountants
Firm Registration No. 101248W/W -100022
Jayanta Mukhopadhyay
Partner
Membership No. 055757
Kolkata, 28 May 2024

For and on behalf of the Board of Directors of **IFB Agro Industries Ltd**

Chairman
Executive Vice Chairman
Chief Financial Officer
Company Secretary
Kolkata, 28 May 2024

Bikramjit Nag (DIN: 00827155)
Arup Kumar Banerjee (DIN: 00336225)
Rahul Choudhary
Kuntal Roy (ACS: 36912)

Consolidated statement of profit and loss for the year ended 31 March 2024

(All amounts in ₹ lakhs, unless otherwise stated)

	Notes	Year ended 31 March 2024	Year ended 31 March 2023
Income			
Revenue from operations	19	137,968	157,084
Other income	20	1,847	1,560
Total income		139,815	158,644
Expenses			
Cost of materials consumed	21	48,073	67,889
Purchases of stock-in-trade	22	15,751	21,251
Changes in inventories of finished goods, stock-in-trade and work-in-progress	23	(407)	(2,525)
Excise duty on sale of goods		44,805	32,419
Employee benefits expense	24	6,007	6,098
Finance costs	25	162	202
Depreciation and amortisation expenses	26	2,135	1,877
Other expenses	27	24,788	24,654
Total expenses		141,314	151,865
Profit/(Loss) before taxes		(1,499)	6,779
Tax expenses			
Current tax	28 (a)	-	1,467
Deferred tax		(691)	399
		(691)	1,866
Profit/(Loss) after tax		(808)	4,913
Other comprehensive income/(loss):			
Items that will not be reclassified subsequently to profit or loss:			
Changes in fair value of equity instruments		1,352	(170)
Remeasurement of post-employment benefit obligations		66	14
Tax relating to these items	28 (b)	(160)	(26)
Items that will be reclassified subsequently to profit or loss:			
Exchange difference in translating the financial statement of foreign operations		(12)	(10)
Total other comprehensive income/(loss) for the year, net of tax		1,246	(192)
Total comprehensive income for the year		438	4,721
Earnings per equity share			
Basic and diluted earnings per share (₹)	29	(8.62)	52.45

The accompanying notes 1 to 43 form an integral part of these consolidated financial statements.

This is the consolidated statement of profit and loss referred to in our report of even date.

For **B S R & Co. LLP**
Chartered Accountants
Firm Registration No. 101248W/W -100022

Jayanta Mukhopadhyay
Partner
Membership No. 055757
Kolkata, 28 May 2024

For and on behalf of the Board of Directors of **IFB Agro Industries Ltd**

Chairman
Executive Vice Chairman
Chief Financial Officer
Company Secretary
Kolkata, 28 May 2024

Bikramjit Nag (DIN: 00827155)
Arup Kumar Banerjee (DIN: 00336225)
Rahul Choudhary
Kuntal Roy (ACS: 36912)

Consolidated statement of cash flows for the Year ended 31 March 2024

(All amounts in ₹ lakhs, unless otherwise stated)

	Year ended 31 March 2024	Year ended 31 March 2023
A. Cash flows from operating activities:		
Profit/(Loss) before tax	(1,499)	6,779
Adjustment for:		
Depreciation and amortisation expenses	2,135	1,877
Bad debts written-off	-	33
Loss allowance on trade receivables	14	-
Writeback of loss allowance on trade receivables (net)	(24)	(116)
Net gain arising on sale of financial assets measured at FVTPL	(491)	(605)
Net gain on remeasurement of financial assets measured at FVTPL	(207)	(185)
Net loss arising on remeasurement of derivatives at FVTPL	6	6
Unwinding of deferred income	(2)	(2)
(Gain)/ loss on sale of property, plant and equipment, net	(23)	21
Liabilities no longer required written back	(280)	(72)
Unrealised forex (gain)/loss	(4)	2
Interest income	(65)	(54)
Write off of property, plant and equipment	61	9
Finance costs	162	202
Operating profit/(loss) before working capital changes:	(217)	7,895
Movement in working capital:		
(Increase)/decrease in inventories	(2,036)	(3,483)
(Increase)/decrease in trade receivables	(2,820)	1,706
(Increase)/decrease in loans	(6)	4
(Increase)/decrease in other financial assets	(113)	(25)
(Increase)/decrease in other non-financial assets	716	(641)
Increase/(decrease) in trade payables	1,948	(738)
Increase/(decrease) in provisions	(132)	103
Increase/(decrease) in other financial liabilities	(97)	(59)
Increase/(decrease) in other non-financial liabilities	(202)	237
Cash generated/(used in) from operations	(2,959)	4,999
Income taxes paid (net of refund)	(201)	(1,749)
Net cash generated from/(used in) operating activities	(3,160)	3,250
	(A)	
B. Cash flows from investing activities		
Purchase of property, plant and equipment (including capital work in progress)	(3,235)	(1,421)
Proceeds from sale of property, plant and equipment	30	7
Purchase of mutual funds measured at FVTPL	(44,393)	(71,613)
Redemption/Sale of mutual funds measured at FVTPL	45,600	72,218
Investment in tax free bonds at amortised cost	-	(372)
Sale of tax free bonds at amortised cost	-	478
Investment in equity shares measured at FVTOCI	-	(1,000)
(Increase)/decrease in other bank balance	(545)	(21)
Interest received	73	48
Net cash used in investing activities	(2,470)	(1,676)
	(B)	

Consolidated statement of cash flows for the Year ended 31 March 2024 (Contd.)

(All amounts in ₹ lakhs, unless otherwise stated)

		Year ended 31 March 2024	Year ended 31 March 2023
C. Cash flows from financing activities			
Repayment of borrowings		(500)	(500)
Interest paid other than interest on lease liability		(151)	(195)
Lease payments		(12)	(8)
Net cash used in financing activities	(C)	(663)	(703)
Net increase/(decrease) in cash and cash equivalents	(A+B+C)	(6,293)	871
Cash and cash equivalents as at the beginning of the year *		16,729	15,868
Effect of exchange rate fluctuation		(12)	(10)
Cash and cash equivalents as at the end of the year *		10,424	16,729
* Cash and cash equivalents include bank overdraft that are repayable on demand and form an integral part of the Company's cash management.			
Cash and cash equivalent compromise:			
Cash and cash equivalents		10,424	17,105
Bank overdraft		-	(376)
		10,424	16,729

Notes:

- i) The above consolidated statement of cash flow has been prepared under the 'Indirect method' as set out in Ind AS 7, "Statement of cash flow".
- ii) Reconciliation between the opening and closing balances in the balance sheet for liabilities arising from financial activities are as under:

	Year ended 31 March 2024	Year ended 31 March 2023
Term loans		
Opening balance of borrowings	1,500	2,000
Repayment during the year	500	500
	1,000	1,500

This is the consolidated statement of cash flow referred to in our report of even date.

For **B S R & Co. LLP**
Chartered Accountants
Firm Registration No. 101248W/W -100022

Jayanta Mukhopadhyay
Partner
Membership No. 055757
Kolkata, 28 May 2024

For and on behalf of the Board of Directors of **IFB Agro Industries Ltd**

Chairman
Executive Vice Chairman
Chief Financial Officer
Company Secretary
Kolkata, 28 May 2024

Bikramjit Nag (DIN: 00827155)
Arup Kumar Banerjee (DIN: 00336225)
Rahul Choudhary
Kuntal Roy (ACS: 36912)

Consolidated statement of changes in equity for the year ended 31 March 2024

(All amounts in ₹ lakhs, unless otherwise stated)

(A) Equity Share Capital

Particulars	As at 31 March 2024	As at 31 March 2023
Balance at the beginning and end of the year	937	937

(B) Other equity

	Reserves and surplus			Other Comprehensive Income		Total
	Securities premium	General reserves	Retained earnings	Equity Instruments through OCI	Foreign currency translation reserve	
Balance as at 31 March 2022	3,194	285	42,537	3,177	(10)	49,183
Profit after tax	-	-	4,913	-	-	4,913
Items of other comprehensive income, net of tax:						
- Remeasurements of post-employment benefit obligations	-	-	9	-	-	9
- Changes in fair value of equity instruments	-	-	-	(191)	-	(191)
- Exchange difference on translation of foreign operations	-	-	-	-	(10)	(10)
Balance as at 31 March 2023	3,194	285	47,459	2,986	(20)	53,904
Loss after tax	-	-	(808)	-	-	(808)
Items of other comprehensive income, net of tax:						
- Remeasurements of post-employment benefit obligations	-	-	66	-	-	66
- Changes in fair value of equity instruments	-	-	-	1,192	-	1,192
- Exchange difference on translation of foreign operations	-	-	-	-	(12)	(12)
Balance as at 31 March 2024	3,194	285	46,717	4,178	(32)	54,342

Refer to note 12 for nature and purpose of reserve.

This is the consolidated statement of change in equity referred to in our report of even date.

For **BSR & Co. LLP**
Chartered Accountants
Firm Registration No. 101248W/W -100022

Jayanta Mukhopadhyay
Partner
Membership No. 055757
Kolkata, 28 May 2024

For and on behalf of the Board of Directors of **IFB Agro Industries Ltd**

Chairman
Executive Vice Chairman
Chief Financial Officer
Company Secretary
Kolkata, 28 May 2024

Bikramjit Nag (DIN: 00827155)
Arup Kumar Banerjee (DIN: 00336225)
Rahul Choudhary
Kuntal Roy (ACS: 36912)

Notes to Consolidated financial statements for the year ended 31 March 2024

(All amounts in ₹ lakhs, unless otherwise stated)

Summary of Material accounting policies and other explanatory informations:

1A Group's Background:

The consolidated financial statements comprise the financial statements of IFB Agro Industries Limited ('the Parent Company') and its subsidiaries (collectively, the Group) for the year ended 31 March 2024.

The Parent is a Company limited by shares, incorporated and domiciled in India. The registered office of the Parent Company is located at Plot No. IND-5, Sector-I, East Kolkata Township, Kolkata 700 107, India. The corporate identification number (CIN) of the holding company is L01409WB1982PLC034590.

The details of the subsidiary companies are as follows:

Name of subsidiary	Country of incorporation	% holding as at 31 March 2024	% holding as at 31 March 2023
IFB Agro Marine FZE	Sharjah, UAE	100%	100%
IFB Agro Holdings PTE Ltd.	Singapore	100%	-

The Group is primarily engaged in the business of manufacturing alcohol, bottling of branded alcoholic beverages, processed marine foods both for domestic and export markets and sale of feed.

These consolidated financial statements are approved by the parent company's Board of Directors on 28 May 2024.

1B Basis of Preparation

(a) General information and statement of compliance with Indian Accounting Standards

These financial statements are the consolidated financial statements of the Group prepared in accordance with Indian Accounting Standards (Ind AS) notified under section 133 of the Companies Act, 2013, read with the Companies (Indian Accounting Standards) Rules, 2015.

The consolidated financial statements comply in all material aspects with Indian Accounting Standards (Ind AS) notified under Section 133 of the Companies Act, 2013 (hereinafter referred to as the "Act") read with Rule 3 of the Companies (Indian Accounting Standards) Rules, 2015 as amended from time to time and other relevant provisions of the Act. The Group has uniformly applied the accounting policies during the year.

(b) Historical Cost Convention

The consolidated financial statements have been prepared on a historical cost basis, except the following:

- certain financial assets and liabilities (including derivative instruments) that are measured at fair value; and
- Fair Value of plan assets less the present value of the defined benefit obligation

(c) Accounting estimates and judgements

Preparation of financial statements requires the use of judgements, estimates and assumptions in the application of accounting policies that affects the reported amount of assets, liabilities, income and expenses. Actual results may differ from these estimates. Continuous evaluation of such estimates are done based on historical experience and other factors, including future expectations that are believed to be reasonable. Revisions to accounting estimates are recognized prospectively.

Details of critical estimates and judgements used which have a significant effect on the carrying amounts of assets and liabilities, are provided in the following notes:

Income tax:

The parent company's tax jurisdiction is India. Significant judgements are involved in estimating budgeted profits for the purpose of paying advance tax, determining the provision for income taxes, including amount expected to be paid/recovered for uncertain tax positions. Refer note 16 and 28.

Useful life of property, plant and equipment:

Refer note 2 (b) for details.

Measurement of defined benefit obligations:

The cost of defined benefits includes gratuity and compensated absences. The present value of the defined benefit obligation are based on actuarial valuation using the projected unit credit method. An actuarial valuation involves making various assumptions that may differ from actual developments in the future. These include the determination of the discount rate, future salary increases and mortality rates. Due to the complexities involved in the valuation and its long-term nature, a defined benefit obligation is highly sensitive to changes in these assumptions. All assumptions are reviewed at each reporting date. The same are disclosed in notes 24 and 32.

Notes to Consolidated financial statements for the year ended 31 March 2024 (Contd.)

(All amounts in ₹ lakhs, unless otherwise stated)

Impairment of assets:

Refer note 2 (b), 2 (c) and 2 (d) for details.

Classification of leases:

Refer note 2 (k) for details.

Estimation of provisions and contingencies:

Refer note 2 (l), 15 and 31(a) for details.

Recognition of deferred tax assets:

Refer note 2 (m) for details.

Fair value measurements:

When the fair values of financial assets and financial liabilities recorded in the balance sheet cannot be measured based on quoted prices in active markets, their fair value is measured using valuation techniques, including the discounted cash flow model, which involve various judgements and assumptions. Refer note 35 for details.

The Group presents all its assets and liabilities in the balance sheet based on current or non-current classification. Assets and liabilities are classified as current or non-current as per the Group's normal operating cycle and other criteria as set out in the Division II of Schedule III to the Companies Act, 2013. Based on the nature of products and the time between acquisition of assets for processing and their realization in cash and cash equivalents, the Group has ascertained its operating cycle as 12 months for the purpose of current or non-current classification of assets and liabilities.

(d) Basis of consolidation

The consolidated financial statement comprise the financial statements of the Parent Company and its subsidiaries. Control is achieved when the Parent Company has:

- Power over the investee
- Is exposed or has rights to variable returns from its involvement with the investee.
- Has the ability to use its power over the investee to affect its returns

Generally, there is a presumption that a majority of voting rights result in control. To support this presumption and when the Parent Company has less than a majority of the voting or similar rights of an investee, the Parent Company considers all relevant facts and circumstances in assessing whether it has power over an investee, including:

- The contractual arrangement with the other vote holders of the investee.
- Rights arising from other contractual arrangements.
- The Parent Company's voting rights and potential voting rights, and
- The size of the Parent Company's holding of voting rights relative to the size and dispersion of the holdings of the other voting right holders.

The Parent Company re-assesses whether or not it controls an investee if facts and circumstances indicate that there are changes to one or more of the three elements of control. Consolidation of a subsidiary begins when the Parent Company obtains control over the subsidiary and ceases when the Parent Company loses control of the subsidiary. Assets, liabilities, income and expenses of a subsidiary acquired or disposed of during the year are included in the consolidated financial statements from the date the Parent Company gains control until the date the Parent Company ceases to control the subsidiary.

Consolidated financial statements are prepared using uniform accounting policies for like transactions and other events in similar circumstances. If a member of the Group uses accounting policies other than those adopted in the consolidated financial statements for like transactions and events in similar circumstances, appropriate adjustments are made to that Group member's financial statements in preparing the consolidated financial statements to ensure conformity with the Group's accounting policies.

The financial statements of all entities used for the purpose of consolidation are drawn up to same reporting date as that of the Parent company, i.e., year ended on 31 March. When the end of the reporting period of the Parent is different from that of a subsidiary, the subsidiary prepares, for consolidation purposes, additional financial information as of the same date as the financial statements of the Parent to enable the Parent to consolidate the financial information of the subsidiary, unless it is impracticable to do so.

Notes to Consolidated financial statements for the year ended 31 March 2024 (Contd.)

(All amounts in ₹ lakhs, unless otherwise stated)

Consolidation procedure:

Combine like items of assets, liabilities, equity, income, expenses and cash flows of the Parent with those of its subsidiaries. For this purpose, income and expenses of the subsidiary are based on the amounts of the assets and liabilities recognised in the consolidated financial statements at the acquisition date.

Offset (eliminate) the carrying amount of the Parent Company's investment in each subsidiary and the Parent's portion of equity of each subsidiary. Business combinations policy explains how to account for any related goodwill.

Eliminate in full intragroup assets and liabilities, equity, income, expenses and cash flows relating to transactions between entities of the Group (profits or losses resulting from intragroup transactions that are recognised in assets, such as inventory and fixed assets, are eliminated in full). Intragroup losses may indicate an impairment that requires recognition in the consolidated financial statements. Ind AS 12 Income Taxes applies to temporary differences that arise from the elimination of profits and losses resulting from intragroup transactions.

Profit or loss and each component of other comprehensive income (OCI) are attributed to the equity holders of the Parent Company and to the non-controlling interests, even if this results in the non-controlling interests having a deficit balance. When necessary, adjustments are made to the financial statements of subsidiaries to bring their accounting policies into line with the Group's accounting policies. All intra-group assets and liabilities, equity, income, expenses and cash flows relating to transactions between members of the Group are eliminated in full on consolidation.

(e) Recent accounting pronouncements:

Ministry of Corporate Affairs ("MCA") notifies new standards or amendments to the existing standards under Companies (Indian Accounting Standards) Rules as issued from time to time. For the year ended 31 March 2024, MCA has not notified any new standards or amendments to the existing standards applicable to the Group.

2 Material accounting policies

(a) Revenue from contracts with customers

Revenue from contracts with customers is recognised when the control of the goods or services is transferred to the customer at an amount that reflects the consideration to which the Group expects to be entitled in exchange for those goods or services.

The Group recognises revenue from contracts with customers based on a five-step model as set out in Ind AS - 115, Revenue from contracts with customers:

- i) Identify the contracts with customers: A contract is defined as an agreement between two or more parties that creates enforceable rights and obligations and sets out the criteria for every contract that must be met.
- ii) Identify the performance obligations in the contract: A performance obligation is a promise in a contract with a customer to transfer goods or services to the customer.
- iii) Determine the transaction price: The transaction price is the amount of consideration to which the Group expects to be entitled in exchange for transferring promised goods or services to a customer, excluding amounts collected on behalf of third parties.
- iv) Allocate the transaction price to the performance obligations in the contract: For a contract that has more than one performance obligation, the Group will allocate the transaction price to each performance obligation in an amount that depicts the amount of consideration to which the Group expects to be entitled in exchange for satisfying each performance obligation.
- v) Recognise revenue when (or as) the Group satisfies a performance obligation at a point in time or over time.

Sale of goods and services:

The Group has concluded that revenue from sale of goods should be recognised at a point in time when the control of the asset is transferred to the customer, generally on despatch or delivery of the goods, as per the terms of the contract.

The Group considers whether there are other promises in the contract that are separate performance obligations to which a portion of transaction price needs to be allocated. In determining the transaction price for the sale of goods, the Group considers the effect of significant financing components. The Group receives short-term advance from its customers. As the period between the transfer of promised goods or services and when the customer pays for those goods or services is expected to be less than one year, the Group has used the practical expedient in Ind AS - 115 and not adjusted the consideration for significant financing component.

Notes to Consolidated financial statements for the year ended 31 March 2024 (Contd.)

(All amounts in ₹ lakhs, unless otherwise stated)

Revenue is measured based on the transaction price i.e. the consideration to which the Group expects to be entitled from a customer, net of returns and allowances, trade discounts and volume rebates. Revenue includes both fixed and variable consideration. Variable consideration arises on the sale of goods as a result of discounts and allowances given and estimated rebates.

The transaction price is the amount of consideration to which the Group expects to be entitled in exchange for transferring promised goods or services to a customer, excluding amount collected on behalf of third parties and transaction costs. The consideration promised in a contract with a customer is fixed.

For each performance obligation identified, the Group determines at contract inception that it satisfies the performance obligation over time or satisfies performance obligation at a point in time. When either party to a contract has performed, an entity shall present the contract in the Balance Sheet as a contract asset or a contract liability depending upon the relationship of the Group's performance and customer payment. A receivable is recognised when goods are dispatched or delivered as this is the case of point in time recognition where consideration is unconditional because only passage of time is required.

Tie-up manufacturing arrangements:

The Group has entered into tie-up manufacturing arrangements with the manufacturers (herein referred as TMU's), wherein the TMU's would manufacture and sell branded alcoholic products on behalf of the Group. Accordingly, the transactions of the tie-up units under such arrangements have been recorded as gross revenue, excise duty and expenses as they were transactions of the Group.

(b) Property, plant and equipment

Recognition and initial measurement:

The cost of an item of property, plant and equipment shall be recognised as an asset if, and only if it is probable that future economic benefits associated with the item will flow to the Group and the cost of the item can be measured reliably. Property, plant and equipment is stated at historical cost less accumulated depreciation and impairment losses, if any. Historical cost includes expenditure that is directly attributable to the acquisition of the items. Subsequent costs are added in the asset's carrying amount/recognized as a separate asset, as appropriate, only when it is probable that future economic benefits associated with the item will flow to the Group and the cost of such item can be measured reliably. All repairs and maintenance expenses are charged to the statement of profit and loss in the period in which they are incurred. Upon first-time adoption of Ind AS, the Group has elected to measure all its property, plant and equipment recognised as at 1 April 2016, as per the previous GAAP, and used the carrying amount as its deemed cost on the date of transition to Ind AS.

Capital work-in-progress:

Property, plant and equipment which are not ready for intended use as on the balance sheet date are disclosed as "Capital work-in-progress".

Subsequent measurement (depreciation and useful lives):

Depreciation is provided on a pro-rata basis on the written down value (WDV) method based on estimated useful life prescribed under Schedule II of the Companies Act, 2013 with the exception of plant and equipment of bottling plants that are being depreciated considering a useful life of 20 years based on technical evaluation. Depreciation of land acquired under right of use is provided over their respective lease period or estimated useful life whichever is shorter. Residual values, useful lives and method of depreciation of property, plant and equipment are reviewed at each balance sheet date and any change in them is adjusted prospectively.

Category of asset	Useful life
Buildings	5 - 60 years
Plant and equipment	10 - 40 years
Furniture and fixtures	10 years
Office equipment	3 - 6 years
Vehicles	8 - 10 years

Freehold land is carried at historical cost less any accumulated impairment losses.

De-recognition:

An item of property, plant and equipment and any significant part initially recognized is de-recognized upon disposal or when no future economic benefits are expected from its use or disposal. Any gain or loss arising on de-recognition of the asset (calculated as the difference between the net disposal proceeds and the carrying amount of the asset) is recognized in the statement of profit and loss, when the asset is de-recognized.

Notes to Consolidated financial statements for the year ended 31 March 2024 (Contd.)

(All amounts in ₹ lakhs, unless otherwise stated)

Intangible assets

(i) Recognition and measurement

Acquired Intangible assets: Intangible assets are initially measured at cost and subsequently measured at cost less accumulated amortisation cost and any accumulated impairment losses. Intangible assets are capitalised only if the expenditure can be measured reliably. Amortisation methods, useful lives and residual values are reviewed at each reporting date and adjusted if appropriate.

Internally generated intangible assets: Expenditure pertaining to research is expensed out as an when incurred. Expenditure incurred on development is capitalised if such expenditure leads to creation of an asset, otherwise such expenditure is charged to statement of profit and loss.

(ii) Subsequent expenditure

Subsequent expenditure is capitalised only when it increases the future economic benefits embodied in the specific asset to which it relates. All other expenditure, including expenditure on internally generated goodwill and brands, is recognised in profit or loss as incurred.

(iii) Amortisation

Amortisation is the systematic allocation of the cost of intangible assets less their estimated residual values over their estimated useful lives using the straight-line method, and is included in depreciation and amortisation in Statement of Profit and Loss.

(c) Impairment of non-financial assets

Assessment for impairment is done at each balance sheet date when there is an indication that a non-financial asset may be impaired. For the purpose of assessing impairment, smallest identifiable group of assets that generates cash inflows from continuing use that are largely independent of the cash inflows from other assets/groups of assets is considered as a cash generating unit. If any indication of impairment exists, an estimate of the recoverable amount of the individual asset/cash generating unit is made. Asset/cash generating unit whose carrying value exceeds their recoverable amount are written down to the recoverable amount by recognizing the impairment loss as an expense in the statement of profit and loss. Recoverable amount is higher of an asset's/cash generating unit's fair value less cost of disposal and its value in use. Value in use is the present value of estimated future cash flows expected to arise from the continuing use of an asset/cash generating unit and from its disposal at the end of its useful life. Assessment is also done at each balance sheet date as to whether there is any indication that an impairment loss recognized for an asset/cash generating unit in any prior accounting periods may no longer exist or may have decreased, based on which a reversal of an earlier recorded impairment loss is recognized in the statement of profit and loss. Such a reversal is made only to the extent that the asset's carrying amount does not exceed the carrying amount that would have been determined, net of depreciation or amortisation, if no impairment loss had been recognised.

(d) Financial instruments

(A) Financial assets

Classification:

The Group classifies its financial assets in the following measurement categories depending on the Group's business model for managing such financial assets and the contractual cash flow terms of the asset.

- (i) those to be measured subsequently at fair value (either through other comprehensive income, or through profit or loss), and
- (ii) those subsequently measured at amortized cost.

For assets measured at fair value, gains or losses are either recorded in the statement of profit and loss or other comprehensive income. Investments in debt instruments are classified depending on the business model managing such investments. The Group re-classifies the debt investments when and only when there is a change in business model managing those assets. For investments in equity instruments which are not held for trading, the Group has made an irrevocable election at the time of initial recognition to account for such equity investments at fair value through other comprehensive income.

Measurement:

A financial asset (unless it is a trade receivable without a significant financing component) is initially measured at fair value plus or minus, for an item not at FVTPL, transaction costs that are directly attributable to its acquisition or issue. A trade receivable without a significant financing component is initially measured at the transaction price.

Notes to Consolidated financial statements for the year ended 31 March 2024 (Contd.)

(All amounts in ₹ lakhs, unless otherwise stated)

Debt instruments

Subsequent measurement of debt instruments depends on the Group's business model managing such debt instruments and the contractual cash flow characteristics of the instrument. There are three measurement categories into which the debt instruments are classified:

- (i) **Amortized cost:** Business model managing such asset has the objective to realize the contractual cash flows arising from the asset by holding such asset and the contractual cash flows represent solely payments of principal and interest on the outstanding amount of principal, measured at amortized cost. A gain or loss on a financial asset subsequently measured at amortized cost is recognized in the statement of profit or loss when the asset is de-recognised or impaired.
- (ii) **Fair value through other comprehensive income (FVTOCI):** Business model managing such asset has the objective to collect the contractual cash flows arising from such asset and to sale the asset, where such contractual cash flows represent solely payments of principal and interest on the outstanding amount of principal, measured at fair value through other comprehensive income (FVTOCI). Changes in fair value of such instruments are recognized through OCI, except for the recognition of impairment gains or losses, interest income and foreign exchange gains and losses which are recognized in the statement of profit and loss. When the financial asset is de-recognised, the cumulative gain or loss previously recognized in OCI is reclassified from equity to statement of profit and loss and recognized in other income.
- (iii) **Fair value through profit or loss (FVTPL):** Assets that do not meet the criteria for amortized cost or FVOCI are measured at fair value through profit or loss. A gain or loss on a debt investment that is subsequently measured at fair value through profit or loss is recognized in statement of profit and loss in the period in which it arises.

Equity instruments:

The Group classifies all its equity investments at fair value. In case of equity instruments not held for trading, Group's management has made an irrevocable election to present fair value gains and losses on such equity instruments in other comprehensive income and there is no subsequent reclassification of fair value gains and losses to the statement of profit and loss.

Investments in mutual funds:

Investments in mutual funds are measured at fair value through profit and loss.

Interest income:

Interest income is recorded on accrual basis using the effective interest rate (EIR) method. The 'effective interest rate' is the rate that exactly discounts estimated future cash payments or receipts through the expected life of the financial instrument to:

- the gross carrying amount of the financial asset; or
- the amortised cost of the financial liability.

Dividend income:

Dividend income is recognized when the right to receive dividend is established.

Impairment:

The Group assesses the expected credit losses for its financial assets at amortized cost and FVTOCI debt instruments. Impairment methodology applied depends on whether there has been a significant increase in credit risk and the loss amount assessed depends upon past events, present conditions and future economic scenario.

For trade receivables only, the Group applies the simplified approach required by Ind AS 109 which allows loss allowance to be recognized at an amount equivalent to the lifetime expected credit losses from the initial recognition of such receivables irrespective of whether there has been a significant increase in credit risk.

Offsetting:

Financial assets and financial liabilities are offset and the net amount presented in the balance sheet when, and only when, the Group has legally enforceable right to set off the amounts and it intends either to settle them on a net basis or to realise the asset and to settle the liability simultaneously.

Notes to Consolidated financial statements for the year ended 31 March 2024 (Contd.)

(All amounts in ₹ lakhs, unless otherwise stated)

De-recognition:

A financial asset is de-recognized when:

- (i) Contractual right to receive cash flows from such financial asset expires;
- (ii) Group transfers the contractual right to receive cash flows from the financial asset; or
- (iii) Group retains the right to receive the contractual cash flows from the financial asset, but assumes a contractual obligation to pay such cash flows to one or more recipients.

Where the Group has transferred an asset, the Group evaluates whether it has transferred substantially all risks and rewards associated with the ownership of the financial asset. In such cases, the financial asset is de-recognized. Where the Group has not transferred substantially all risks and rewards of ownership of the financial asset, the financial asset is not de-recognized.

Where the Group has neither transferred nor retained substantially all risks and rewards of ownership of the financial asset, the financial asset is de-recognized if the Group does not retained control of the financial asset. Where the Group retains control of the financial asset, the asset is continued to be recognized to the extent of continuing involvement in such financial asset.

(B) Financial liabilities

Financial liabilities: Classification, subsequent measurement and gains and losses

Financial liabilities are classified as measured at amortised cost or FVTPL. A financial liability is classified as at FVTPL if it is classified as held-for-trading, or it is a derivative or it is designated as such on initial recognition. Financial liabilities at FVTPL are measured at fair value and net gains and losses, including any interest expense, are recognised in profit or loss. Other financial liabilities are subsequently measured at amortised cost using the effective interest method. Interest expense and foreign exchange gains and losses are recognised in profit or loss. Any gain or loss on derecognition is also recognised in profit or loss.

Borrowings

Borrowings are initially recognised at fair value, net of transaction costs incurred. Borrowings are subsequently measured at amortised cost. Any difference between the proceeds (net of transaction costs) and the redemption amount is recognised in the statement of profit and loss over the period of the borrowings using the effective interest method. Fees paid on the establishment of loan facilities are recognised as transaction costs of the loan to the extent that it is probable that some or all of the facility will be drawn down. In this case, the fee is deferred until the draw down occurs. To the extent there is no evidence that it is probable that some or all of the facility will be drawn down, the fee is capitalised as a prepayment and amortised over the period of the facility to which it relates.

Borrowings are derecognized from the balance sheet when the obligation specified in the contract is discharged, cancelled or expired. The difference between the carrying amount of a financial liability that has been extinguished or transferred to another party and the consideration paid, including any non-cash assets transferred or liabilities assumed, is recognised in statement of profit and loss as other gains or (losses).

Borrowings are classified as current liabilities unless the Group has an unconditional right to defer settlement of the liability for at least 12 months after the reporting period.

Derivatives

The Group enters into derivative financial instruments, primarily foreign exchange forward contracts, to manage its exposure to foreign exchange risks.

Derivatives are initially recognised at fair value and are subsequently re-measured to their fair value at the end of each reporting period. The resulting gains/losses is recognised in the statement of profit and loss.

(e) Government grants and subsidies

Grants and subsidies from the government are recognized when there is reasonable certainty that the grant or the subsidy will be received and the conditions attached to such grant will be complied. When the grant or the subsidy relates to a revenue item, it is recognized as income over the period necessary to match them on a systematic basis to the costs which they intend to compensate. Where the grant or the subsidy relates to a capital asset, it is initially recorded as deferred revenue income and subsequently recognized as income in the statement of profit and loss, over the remaining useful life of the related asset.

Notes to Consolidated financial statements for the year ended 31 March 2024 (Contd.)

(All amounts in ₹ lakhs, unless otherwise stated)

Income from export incentives:

Income from export incentives such as Merchandise Export from India Scheme (MEIS), Remission of Duties and Taxes on Export Products (RoDTEP) and duty drawback are recognized on accrual basis.

(f) Borrowing costs

Borrowing costs that are directly attributable to the acquisition or construction of qualifying asset are capitalized as part of the cost of such assets. A qualifying asset is one that necessarily takes substantial period of time to get itself ready for the intended use. Other borrowing costs are recognized as an expense in the period in which they are incurred. Borrowing costs include exchange differences arising from foreign currency borrowings to the extent that they are regarded as an adjustment to interest costs. Non-monetary items that are measured based on historical cost in a foreign currency are translated at the exchange rate at the date of the transaction.

(g) Inventories

Raw materials, packing materials, work-in-progress, stores and spares, finished goods and stock-in-trade are valued at lower of cost and net realizable value. However, materials and other items held for use in production of inventories are not written down below cost if the finished goods in which they will be incorporated are expected to be sold at or above cost.

Cost of inventories comprises all costs of purchase, duties, taxes (other than those subsequently recoverable from the tax authorities), cost of conversion and all other costs incurred in bringing the inventories to their present location and condition. In determining the cost, weighted average cost method is used. In determining the cost of manufactured finished goods and work-in-progress an appropriate share of fixed and variable production overheads, excise duty as applicable and other costs incurred in bringing the inventories to their present location and condition. Fixed production overheads are allocated on the basis of normal capacity of production facilities. Costs of purchased inventory are determined after deducting rebates and discounts. Net realisable value is the estimated selling price in the ordinary course of business, less the estimated costs of completion and the estimated costs necessary to make the sale. The comparison of cost and net realisable value is made on an item-by-item basis. Adequate allowance is made for obsolete and slow moving items.

(h) Cash and cash equivalents

Cash and cash equivalents comprise of cash-in-hand and demand deposits with banks. The Group considers it's highly liquid, short-term investments (having original maturity less than three months) which can be readily converted to known amount of money and subject to insignificant risks arising from changes in their fair values, as cash equivalents. Accordingly time deposits with banks, having original maturity less than three months, is considered as cash equivalent.

The consolidated statement of cash flows, cash and cash equivalent consists of cash and short term deposits, as defined above, net of outstanding bank overdraft as they are considered an integral part of the Group's cash management.

(i) Foreign currency transactions**Functional currency and presentation currency:**

The financial statements are presented in Indian Rupees (i.e., INR), the functional currency of the Group. Functional currency is the currency of the primary economic environment in which the Group operates.

Transactions and balances with value below the rounding off norm adopted by the Group have been reflected as '0' in the relevant notes to these financial statements.

Transactions and balances:

Foreign currency transactions are translated into the functional currency using exchange rates prevailing at the date of the transaction. Foreign exchange gains and losses from settlement of these transactions, and from translation of monetary assets and liabilities at the exchange rates prevailing on the balance sheet dates are recognized in the statement of profit and loss.

(j) Employee benefits expense**Short-term employee benefits:**

Short-term employee benefit obligations are measured on an undiscounted basis and is expensed as the related service is provided. A liability is recognised for the amount expected to be paid eg, under short term cash bonus, if the Group has the present legal or constructive obligation to pay this amount as a result of past service provided by the employee, and the amount of obligation can be estimated reliably.

Notes to Consolidated financial statements for the year ended 31 March 2024 (Contd.)

(All amounts in ₹ lakhs, unless otherwise stated)

The Group provides defined contribution plans for post-employment benefits in the form of provident fund and superannuation fund administered by Regional Provident Fund Commissioner and Life Insurance Corporation of India respectively. The Group's contributions to defined contribution plans are charged to the statement of profit and loss as and when incurred. Provident and superannuation funds are classified as defined contribution plans as the Group has no further obligation beyond making the contributions, even if the assets of the fund is not enough to pay all the employee benefits.

Defined benefit plans and other long term benefits:

Liability for compensated absence and gratuity is provided on the basis of actuarial valuation as at the balance sheet date carried out by an independent actuary using Projected Unit Credit (PUC) method. It is used to measure the plan liabilities, including death-in-service and incapacity benefits. Plan liability is the actuarial present value of the 'defined benefit obligations' as on the balance sheet dates for all active members.

Gratuity plan is classified as post retirement employee benefit and hence the current service cost including net interest cost / (income) is recognized in the statement of profit and loss under "employee benefit expenses" during the period in which it is incurred. Remeasurement of defined benefit obligation due to change in actuarial assumptions or experience adjustments or expected return on plan assets (to the extent not covered under net interest on net defined benefit obligation) is recognized under other comprehensive income and not subsequently reclassified to the statement of profit and loss.

Liability for compensated absence has been classified as long-term employee benefit and the entire cost incurred on such plan is recognized in the statement of profit and loss under "employee benefit expenses" during the period in which it is incurred.

Termination benefits

Termination benefits are recognized as an expense as and when incurred. The Group recognizes termination benefits at the earlier of the following dates:

- (i) when the Group can no longer withdraw the offer of those benefits; or
- (ii) when the Group recognizes a restructuring cost within the scope of Ind AS 37.

Termination benefits falling due more than 12 months after the end of the reporting period are discounted to their present value.

(k) Leases

As a lessee

The Group's lease asset classes primarily consist of leases for land and buildings. The Group assesses whether a contract contains a lease, at inception of a contract. A contract is, or contains, a lease if the contract conveys the right to control the use of an identified asset for a period of time in exchange for consideration. To assess whether a contract conveys the right to control the use of an identified asset, the Group assesses whether: (i) the contract involves the use of an identified asset (ii) the Group has substantially all of the economic benefits from use of the asset through the period of the lease and (iii) the Group has the right to direct the use of the asset.

At the date of commencement of the lease, the Group recognizes a right-of-use (ROU) asset and a corresponding lease liability for all lease arrangements in which it is a lessee, except for leases with a term of 12 months or less (short-term leases) and low value leases. For these short-term and low-value leases, the Group recognizes the lease payments as an operating expense on a straight-line basis over the term of the lease. Certain lease arrangements includes the options to extend or terminate the lease before the end of the lease term. ROU assets and lease liabilities includes these options when it is reasonably certain that they will be exercised. The Right Of Use assets are initially recognized at cost, which comprises the initial amount of the lease liability adjusted for any lease payments made at or prior to the commencement date of the lease plus any initial direct costs less any lease incentives. They are subsequently measured at cost less accumulated depreciation and impairment losses. ROU assets are depreciated from the commencement date on a straight-line basis over the shorter of the lease term and useful life of the underlying asset. ROU assets are evaluated for recoverability whenever events or changes in circumstances indicate that their carrying amounts may not be recoverable. For the purpose of impairment testing, the recoverable amount (i.e. the higher of the fair value less cost to sell and the value-in-use) is determined on an individual asset basis unless the asset does not generate cash flows that are largely independent of those from other assets. In such cases, the recoverable amount is determined for the Cash Generating Unit (CGU) to which the asset belongs. The lease liability is initially measured at amortized cost at the present value of the future lease payments. The lease payments are discounted using the interest rate implicit in the lease or, if not readily determinable, using the incremental borrowing rates in the country of domicile of these leases. Lease liabilities are remeasured with a corresponding adjustment to the related ROU asset if the Group changes its assessment of whether it will exercise an extension or a termination option. Lease liability and ROU assets have been separately presented in the Balance Sheet and lease payments have been classified as financing cash flows.

Notes to Consolidated financial statements for the year ended 31 March 2024 (Contd.)

(All amounts in ₹ lakhs, unless otherwise stated)

As a lessor

Leases for which the Group is a lessor is classified as a finance or operating lease. Whenever the terms of the lease transfer substantially all the risks and rewards of ownership to the lessee, the contract is classified as a finance lease. All other leases are classified as operating leases. When the Group is an intermediate lessor, it accounts for its interests in the head lease and the sublease separately. The sublease is classified as a finance or operating lease by reference to the ROU asset arising from the head lease. For operating leases, rental income is recognized on a straight line basis over the term of the relevant lease.

Effective 1 April 2019, the Group has adopted Ind AS - 116 'Leases' using the modified retrospective approach. This has resulted in recognition of 'right-of-use' asset and lease liability as on 1 April 2019. The adoption of the standard did not have any material impact on consolidated financial statements.

(l) Provisions, contingent liabilities and contingent assets**Provisions:**

Provisions are recognized when there is a present obligation (legal or constructive) as a result of a past event, it is probable that an outflow of resources embodying economic benefits will be required to settle the obligation and a reliable estimate of such obligation can be made. Provisions are measured at the best estimate of the expenditure required to settle the obligation at the balance sheet date. If the effect of time value of money is material i.e., the obligation is to be settled after a period of 12 months from the end of the reporting date, such provisions are discounted to reflect its present value using a pre-tax discounting rate that reflects the current market assessments of time value of money and risks specific to the obligation. When discounting is used, increase in the provision amount due to the passage of time is recognized as finance cost.

Contingent liabilities:

Contingent liabilities are disclosed when there is a possible obligation arising from past events, the existence of which will be confirmed only by the occurrence or non-occurrence of one or more uncertain future events not wholly within the control of the Group or a present obligation that arises from past events where it is either not probable that an outflow of resources will be required to settle the obligation or a reliable estimate of the amount cannot be made.

Contingent assets:

Contingent assets are not recognized in the financial statement. However when there is a virtual certainty that an inflow of resources embodying economic benefits will arise from the contingent asset, such asset and the related income is recognized in the period in which the changes occurred.

(m) Income tax

Income tax comprises current and deferred tax. It is recognised in profit or loss except to the extent that it relates to a business combination or to an item recognised directly in equity or in other comprehensive income.

Current tax in the Statement of Profit and Loss is provided as the amount of tax payable (receivable) in respect of taxable income (loss) for the period using tax rates and tax laws enacted during the period, together with any adjustment to tax payable in respect of previous years.

Deferred tax is recognized on temporary differences arising from the tax bases of assets and liabilities and their respective carrying amounts in the consolidated financial statements. Deferred income tax is not accounted for if it arises from initial recognition of an asset or liability in a transaction that does not result from a business combination and at the time of such transaction, affects neither the accounting profit or loss nor taxable profit (tax loss) for the period. Deferred income tax is determined using tax rates (and laws) that have been enacted or substantially enacted by the end of the reporting period and are expected to apply when the related deferred income tax asset is realized or the liability is settled.

Deferred tax assets are recognized for all deductible temporary differences and unused tax losses only if it is probable that future taxable amounts will be available against which those temporary differences/losses can be utilized. Minimum alternate tax ('MAT') credit entitlement is recognized as an asset only when and to the extent there is convincing evidence that normal income tax will be paid during the specified period. In the year in which MAT credit becomes eligible to be recognized as an asset, the said asset is created by way of a credit to the statement of profit and loss and shown as MAT credit entitlement. This is reviewed at each balance sheet date and the carrying amount of MAT credit entitlement is written down to the extent it is not reasonably certain that normal income tax will be paid during the specified period.

Notes to Consolidated financial statements for the year ended 31 March 2024 (Contd.)

(All amounts in ₹ lakhs, unless otherwise stated)

Current tax assets and tax liabilities are offsetted where the entity has a legally enforceable right to offset and intends either to settle on a net basis, or to realize the asset and settle the liability simultaneously. Deferred tax assets and liabilities are offset when there is a legally enforceable right to offset current tax assets and liabilities and when the deferred tax balances relate to the same taxation authority.

(n) Segment reporting

Operating segments are identified in a manner consistent with the internal reporting presented to the chief operating decision maker (CODM).

The chief operating decision maker (CODM) is a function which regularly reviews the financial results of the operating segments for the purpose of assessing its performance and allocation of funds to such segments. The Group identifies its Managing Committee as the chief operating decision maker. As per Ind AS 108, the Group has identified the following operating segments:

- (i) Spirit, spirituous beverages and allied products
- (ii) Marine products

“Unallocated” include revenue and expenses that relate to initiatives / costs attributable to the enterprise as a whole and are not attributable to segments.

(o) Events after reporting date

Where events occurring after the balance sheet date provide evidence of conditions that existed at the end of the reporting period, the impact of such events is adjusted within the financial statements. Otherwise, events after the balance sheet date of material size or nature are only disclosed.

(p) Earnings per share

Basic earnings per share is computed by dividing the net profit for the period attributable to the equity shareholders by the weighted average number of equity shares outstanding during the period. The weighted average number of equity shares outstanding during the period and for all periods presented is adjusted for events that have changed the number of outstanding equity shares, without a corresponding change in the resources. For the purpose of calculating diluted earnings per share, net profit for the period attributable to equity shareholders and the weighted average number of shares outstanding during the period is adjusted for the effects of all dilutive potential equity shares. As on the balance sheet dates, the Group has no dilutive potential equity shares.

This space is intentionally left blank

Notes to Consolidated financial statements for the year ended 31 March 2024 (Contd.)
(All amounts in ₹ lakhs, unless otherwise stated)
3 (a) Property, plant and equipment

	Owned assets						Leased assets	Total
	Freehold land	Buildings	Plant and equipment	Furniture and fixtures	Office equipment	Vehicles	Land	
Gross Block (refer note (i) below)								
Balance as at 31 March 2022	1,080	3,479	19,405	130	316	174	499	25,083
Additions	-	92	410	15	42	20	5	584
Less: Disposal/Adjustments	-	-	85	-	1	3	-	89
Balance as at 31 March 2023	1,080	3,571	19,730	145	357	191	504	25,578
Additions	-	1,048	2,071	60	33	29	367	3,608
Less: Disposal/Adjustments	6	87	71	-	5	1	-	170
Balance as at 31 March 2024	1,074	4,532	21,730	205	385	219	871	29,016
Accumulated Depreciation and Impairment (refer note (i) below)								
Balance as at 31 March 2022	-	1,255	8,822	78	247	130	73	10,605
Charge for the year	-	249	1,541	-	40	14	16	1,878
Less: Disposal/adjustments	-	-	51	-	1	0	-	52
Balance as at 31 March 2023	-	1,504	10,312	96	286	144	89	12,431
Charge for the year	-	284	1,523	20	41	24	21	1,913
Less: Disposal/adjustments	-	47	50	-	5	1	-	103
Balance as at 31 March 2024	-	1,741	11,785	116	322	167	110	14,241
Net Block								
Balance as at 31 March 2023	1,080	2,067	9,418	49	71	47	415	13,147
Balance as at 31 March 2024	1,074	2,791	9,945	89	63	52	761	14,775

Notes:

- The parent Company had adopted the carrying cost as on the date of transition to Ind AS as its deemed cost as at 1 April 2016 and accordingly adjusted its gross block and accumulated depreciation and impairment.
- The parent Company's marine product processing plant at Kolkata has been erected on land obtained under long term lease of ninety-nine years, valid upto 9 August 2093 through license from Kolkata Metropolitan Development Authority, for which formal lease deed is yet to be executed by the lessor. The gross book value as at **31 March 2024: ₹66 lakhs** (31 March 2023: ₹66 lakhs) and net block as at **31 March 2024: ₹59 lakhs** (31 March 2023: ₹60 lakhs).
- Plant and equipment includes electrical equipment and installations and laboratory equipment.
- The parent Company, based on technical evaluation, has assessed and concluded that none of the components of property, plant and equipment have an useful life which is different from that of the principal asset.
- Right of Use includes lands acquired under long term lease ranging from 30-99 years. It represents payments made and costs incurred in connection with acquisition of leasehold rights and are being amortized over the year of lease. Net block as at 31 March 2024: **₹347 lakhs** (31 March 2023: ₹360 lakhs).
- Right of Use includes land taken on long-term lease ranging from 20 - 83 years. The details of values recorded and corresponding depreciation charge are given as under:

	Leasehold land	
	31 March 2024	31 March 2023
Gross Block as at the beginning of the year	66	61
Add: Additions during the year	367	5
Gross Block as at the end of the year	433	66
Accumulated Depreciation as at the beginning of the year	11	8
Add: Charge for the year	8	3
Accumulated Depreciation as at the end of the year	19	11
Net block as at the end of the year	414	55

Notes to Consolidated financial statements for the year ended 31 March 2024 (Contd.)

(All amounts in ₹ lakhs, unless otherwise stated)

	As at 31 March 2024	As at 31 March 2023
3(b) Capital work-in-progress		
Opening balance as at the beginning of the year	500	71
Additions made during the year	2,577	867
Capitalised during the year	(2,940)	(438)
Less: Adjustments	(5)	-
Closing balance as at the end of the year	132	500

3(c) For capital work-in-progress ageing schedules are as follows:

Capital Work-in-progress	Amount of CWIP for a period of				Total
	<1 year	1-2 years	2-3 years	More than 3 years	
Projects in progress					
As on 31st March 2024	132	-	-	-	132
As on 31st March 2023	500	-	-	-	500
Projects temporarily suspended					
As on 31st March 2024	-	-	-	-	-
As on 31st March 2023	-	-	-	-	-

Note: As on dates there are no capital work-in-progress which are overdue or has exceeded its original cost.

3(d) Intangible assets under development

Opening balance as at the beginning of the year	222	157
Additions made during the year	-	65
Transferred to intangible assets	(222)	-
Closing balance as at the end of the year	-	222

Note: The Group has capitalised and amortised the intangible assets during the current financial year.

3(e) For Intangible assets under development ageing schedules are as follows:

Intangible assets under development	Amount of intangible assets under development for a period of				Total
	<1 year	1-2 years	2-3 years	More than 3 years	
Projects in progress					
As on 31st March 2024	-	-	-	-	-
As on 31st March 2023	65	73	21	63	222
Projects temporarily suspended					
As on 31st March 2024	-	-	-	-	-
As on 31st March 2023	-	-	-	-	-

Note: Intangible assets under development represents SAP project, implementation of which is completed in April 2023.

Notes to Consolidated financial statements for the year ended 31 March 2024 (Contd.)
(All amounts in ₹ lakhs, unless otherwise stated)

	As at 31 March 2024		As at 31 March 2023	
	Nos.	Amount	Nos.	Amount
4 Investments				
(a) Non-current				
Investments in equity instruments				
Quoted				
<i>(Designated at fair value through other comprehensive income (FVTOCI))</i>				
IFB Industries Limited (Face value ₹ 10 per share, fully paid-up)	172,733	2,600	172,733	1,273
		<u>2,600</u>		<u>1,273</u>
Unquoted				
<i>(Designated at fair value through other comprehensive income (FVTOCI))</i>				
CPL Projects Limited (Face value ₹ 10 per share, fully paid-up)	90,000	3	90,000	3
Zenith Investments Limited (Face value ₹ 10 per share, fully paid-up)	260,000	3	260,000	3
Asansol Bottling and Packaging Company Private Limited (Face value ₹ 100 per share, fully paid-up)	23,900	402	23,900	425
Nurpur Gases Private Limited (Face value ₹ 10 per share, fully paid-up)	145,000	60	145,000	44
IFB Automotive Private Limited (Face value ₹ 10 per share, fully paid-up)	955,998	1,934	955,998	1,902
IFB Refrigeration Limited (Face value ₹ 10 per share, fully paid-up)	40,000,000	4,000	40,000,000	4,000
		<u>6,402</u>		<u>6,377</u>
		<u>9,002</u>		<u>7,650</u>
Other disclosures for non-current investments:				
(a) Aggregate amount of quoted investments and market value thereof		2,600		1,273
(b) Aggregate amount of unquoted investments		6,402		6,377
		<u>9,002</u>		<u>7,650</u>

Notes:

- (i) The investments in equity instruments are for long-term strategic purposes and not held for trading. Under Ind AS 109, the Group has chosen to designate these investments as equity instruments at fair value through other comprehensive income as the management believes that this provides a more meaningful presentation for non-current investments. Based on the aforesaid designation, changes in fair values are accumulated in other equity under the head "equity instruments through other comprehensive income". The Group transfers the accumulated balance from this account to retained earnings when such equity instruments are derecognised. No strategic investment were disposed off during the year ended 31st March 2024 and there were no transfers of any cumulative gain or loss within equity relating to these investments.
- ii) The Group has complied with the number of layers prescribed under the Companies Act, 2013.

Notes to Consolidated financial statements for the year ended 31 March 2024 (Contd.)

(All amounts in ₹ lakhs, unless otherwise stated)

	As at 31 March 2024		As at 31 March 2023	
	Nos.	Amount	Nos.	Amount
(b) Current				
Investments in mutual funds				
Unquoted				
<i>(Measured at fair value through profit and loss)</i>				
ICICI Prudential Equity Arbitrage Fund -Direct-Growth	3,198,807.67	1,071	5,416,812.57	1,677
Kotak Equity Arbitrage Fund -Direct- Growth	3,413,873.10	1,242	5,025,280.10	1,686
Invesco India Arbitrage Fund - Direct - Growth	1,723,279.22	541	-	-
		<u>2,854</u>		<u>3,363</u>
Other disclosures for current investments:				
(b) Aggregate amount of unquoted investments in mutual funds		<u>2,854</u>		<u>3,363</u>
		<u><u>2,854</u></u>		<u><u>3,363</u></u>

	As at 31 March 2024	As at 31 March 2023
5 Other financial assets		
(a) Non-current		
<i>(Unsecured, considered good)</i>		
Security deposits	25	25
Bank deposits with remaining maturity of more than 12 months (*)	60	31
Accrued interest on bank deposits	1	1
	<u>86</u>	<u>57</u>
(*) Bank deposits are under lien with various government and other authorities.		
(b) Current		
<i>(Unsecured, considered good)</i>		
Security deposit	113	33
Derivative instruments	-	2
	<u>113</u>	<u>35</u>

Notes to Consolidated financial statements for the year ended 31 March 2024 (Contd.)
(All amounts in ₹ lakhs, unless otherwise stated)

	<u>As at 31 March 2024</u>	<u>As at 31 March 2023</u>
6 Other assets		
(a) Non-current		
<i>(Unsecured, considered good)</i>		
Capital advances	504	298
Advances other than capital advances:		
- Amount deposited with government authorities	247	253
- Advance to vendors (#)	-	150
Excess amount paid for other long-term employee benefit (refer note 32)	148	-
	<u>899</u>	<u>701</u>
(b) Current		
<i>(Unsecured, considered good)</i>		
Advances other than capital advances:		
- Advance to vendors (#)	1,103	1,528
- Advance to tie-up manufacturing units	96	139
- Prepaid expenses	482	438
Balances with government authorities (State Excise Duty, GST, etc)(*)	1,798	2,054
Export incentives receivable	339	367
	<u>3,818</u>	<u>4,526</u>
7 Inventories		
<i>(valued at lower of cost and net realisable value)</i>		
Raw materials (including packing materials)	5,176	3,642
Work-in-progress	319	365
Finished goods (#)	5,455	5,172
Stock-in-trade	599	424
Stores and spares	507	417
	<u>12,056</u>	<u>10,020</u>

(#) includes stock in transit ₹ 287 lakhs (31 March 2023: ₹NIL)

Notes to Consolidated financial statements for the year ended 31 March 2024 (Contd.)

(All amounts in ₹ lakhs, unless otherwise stated)

	As at 31 March 2024	As at 31 March 2023
8 Trade receivables		
Considered good, secured	340	1,088
Considered good, unsecured	8,109	4,538
Trade receivables, credit impaired	26	26
	<u>8,475</u>	<u>5,652</u>
Less: Loss allowance	443	453
	<u>8,032</u>	<u>5,199</u>
Movement in allowance for doubtful debts during the year is as follows:		
Balance at the beginning of the year	453	1,277
Add: Loss allowance created during the year	14	35
Less: Amount written back due to bad debts written off	-	(708)
Less: Amount written back due to collection	(24)	(151)
	<u>443</u>	<u>453</u>

Trade Receivables ageing schedule as on 31 March 2024

Particulars	Outstanding for following periods from the date of transactions					Total
	Less than 6 months	6 months - 1 year	1-2 years	2-3 years	more than 3 years	
As at 31 March 2024						
(i) Undisputed Trade Receivables- considered good	8,028	9	28	11	373	8,449
(ii) Undisputed Trade Receivables- which have significant increase in credit risk	-	-	-	-	-	-
(iii) Undisputed Trade Receivables- credit impaired	-	-	-	-	-	-
(iv) Disputed Trade Receivables- considered good	-	-	-	-	-	-
(v) Disputed Trade Receivables- which have significant increase in credit risk	-	-	-	-	-	-
(vi) Disputed Trade Receivables- credit impaired	-	-	-	-	26	26
Total	<u>8,028</u>	<u>9</u>	<u>28</u>	<u>11</u>	<u>399</u>	<u>8,475</u>
As at 31 March 2023						
(i) Undisputed Trade Receivables- considered good	5,200	14	35	7	370	5,626
(ii) Undisputed Trade Receivables- which have significant increase in credit risk	-	-	-	-	-	-
(iii) Undisputed Trade Receivables- credit impaired	-	-	-	-	-	-
(iv) Disputed Trade Receivables- considered good	-	-	-	-	-	-
(v) Disputed Trade Receivables- which have significant increase in credit risk	-	-	-	-	-	-
(vi) Disputed Trade Receivables- credit impaired	-	-	-	-	26	26
Total	<u>5,200</u>	<u>14</u>	<u>35</u>	<u>7</u>	<u>396</u>	<u>5,652</u>

Note: There is no unbilled due from debtors as on 31 March 2024 (31 March 2023: NIL)

Trade Receivables are non-interest bearing and generally on terms of 0 to 90 days.

Notes to Consolidated financial statements for the year ended 31 March 2024 (Contd.)

(All amounts in ₹ lakhs, unless otherwise stated)

	As at 31 March 2024	As at 31 March 2023
9 Cash and bank balances		
(a) Cash and cash equivalents		
Cash on hand	146	7
Balances with banks		
- In current accounts	896	246
Bank deposits with original maturity less than 3 months	9,382	16,852
	<u>10,424</u>	<u>17,105</u>
(b) Bank balances other than above		
Bank deposits with original maturity more than 3 months but remaining maturity less than 12 months (*)	754	209
Accrued interest on bank deposits	2	10
	<u>756</u>	<u>219</u>
(*) Bank deposits are under lien with various government and other authorities.		

10 Loans

(Unsecured, considered good)

Loan to employees	18	12
	<u>18</u>	<u>12</u>

	As at 31 March 2024		As at 31 March 2023	
	Number	Amount	Number	Amount
11 Equity share capital				
Authorized share capital				
Equity shares of ₹ 10 each	12,000,000	1,200	12,000,000	1,200
	<u>12,000,000</u>	<u>1,200</u>	<u>12,000,000</u>	<u>1,200</u>
Issued, subscribed and fully paid up				
Equity shares of ₹ 10 each	9,367,111	937	9,367,111	937
	<u>9,367,111</u>	<u>937</u>	<u>9,367,111</u>	<u>937</u>

(a) Reconciliation of the number of shares outstanding at the beginning and at the end of the year

There has been no change in equity share capital during the year.

(b) The rights, preferences and restrictions attached to equity shares

The parent Company has only one class of equity shares having a par value of ₹ 10 per share. Such holder of equity share is entitled to one vote per share. In the event of liquidation, the equity shareholders are entitled to receive the remaining assets of the parent Company after distribution of all preferential amounts, in proportion to their shareholdings. During this financial year the parent Company has not proposed/declared any dividend. However, if any dividend is proposed by the Board of Directors, it will be subject to the approval of the shareholders in the ensuing Annual General Meeting, except in case of interim dividend.

Notes to Consolidated financial statements for the year ended 31 March 2024 (Contd.)

(All amounts in ₹ lakhs, unless otherwise stated)

(c) Details of shareholders holding more than 5% of the shares in the parent Company:

Name of the shareholders	As at 31 March 2024		As at 31 March 2023	
	Number	Percentage	Number	Percentage
IFB Automotive Private Limited	3,602,900	38.46	3,602,900	38.46
Nurpur Gases Private Limited	785,543	8.39	785,543	8.39
SICGIL India Limited	718,200	7.67	674,400	7.20

(d) No additional shares were allotted as fully paid up by way of bonus shares or pursuant to contract without payment being received in cash during the last five years. Further, none of the shares were bought back by the parent Company during the last five years.

(e) Shareholding of promoter

Shares by promoters at the end of the year

Sl. No.	Promoter Name	No. of Shares			% Change during the year
		31 March 2024	31 March 2023	% of total shares	
1	Late Mr. Bijon Bhushan Nag	-	237,509	0.00%	-100%
2	Mrs. Preombada Nag	238,824	1,315	2.55%	18062%
3	Mr. Bikramjit Nag	1,000	1,000	0.01%	-
4	Asansol Bottling & Packaging Company Private Limited	307,197	307,197	3.28%	-
5	IFB Automotive Private Limited	3,602,900	3,602,900	38.46%	-
6	Lupin Agencies Private Limited	385,300	385,300	4.11%	-
7	Nurpur Gases Private Limited	785,543	785,543	8.39%	-
8	Windsor Marketiers Private Limited	382,916	382,916	4.09%	-
9	Zim Properties Private Limited	385,000	385,000	4.11%	-
	Total	6,088,680	6,088,680	65.00%	-

Sl. No.	Promoter Name	No. of Shares			% Change during the year
		31 March 2023	31 March 2022	% of total shares	
1	Mr. Bijon Bhushan Nag	237,509	237,509	2.54%	-
2	Mrs. Preombada Nag	1,315	1,315	0.01%	-
3	Mr. Bikramjit Nag	1,000	1,000	0.01%	-
4	Asansol Bottling & Packaging Company Private Limited	307,197	307,197	3.28%	-
5	IFB Automotive Private Limited	3,602,900	3,602,900	38.46%	-
6	Lupin Agencies Private Limited	385,300	385,300	4.11%	-
7	Nurpur Gases Private Limited	785,543	785,543	8.39%	-
8	Windsor Marketiers Private Limited	382,916	382,916	4.09%	-
9	Zim Properties Private Limited	385,000	385,000	4.11%	-
	Total	6,088,680	6,088,680	65.00%	-

Notes to Consolidated financial statements for the year ended 31 March 2024 (Contd.)

(All amounts in ₹ lakhs, unless otherwise stated)

	As at 31 March 2024	As at 31 March 2023
12 Other equity		
(a) Other reserves		
Securities premium	3,194	3,194
General reserve	285	285
Retained earnings	46,717	47,459
(b) Other comprehensive income	4,178	2,986
(c) Foreign currency translation reserve	(32)	(20)
	54,342	53,904

Nature and purpose of reserves:
Securities premium

Securities premium is used to record the premium on issue of shares. The reserve can be utilized in accordance with the provisions of Section 52 of the Companies Act, 2013.

General reserve

General reserve has been created out of profits earned by the Group in the previous years. General reserves are free reserves and can be utilised in accordance with the requirements of the Companies Act, 2013.

Retained earnings

Retained earnings are the profits that the Group has earned till date, less any transfer to general reserves, dividends and other distributions made to the shareholders.

Movement in the retained earnings during the year is as given below:

	As at 31 March 2024	As at 31 March 2023
Balance at the beginning of the year	47,459	42,537
Add: Profit/(Loss) for the year	(808)	4,913
Add: Remeasurement gain of post-employment benefit obligations and taxes there on	66	9
Balance at the end of the year	46,717	47,459

Other comprehensive income

The Group has elected to recognize changes in fair value of certain investments in equity instruments in other comprehensive income. The changes are accumulated within "Equity instruments through OCI" under other comprehensive income.

Movement in the other comprehensive income during the year is as given below:

	As at 31 March 2024	As at 31 March 2023
Balance at the beginning of the year	2,986	3,177
Add: movement in OCI during the year, net	1,258	(182)
Less: Remeasurement gain of post-employment benefit obligations and taxes there on	(66)	(9)
Balance at the end of the year	4,178	2,986

Notes to Consolidated financial statements for the year ended 31 March 2024 (Contd.)

(All amounts in ₹ lakhs, unless otherwise stated)

	As at 31 March 2024	As at 31 March 2023
13 Borrowings		
(a) Non-current		
Secured		
Term loans		
Term loan from bank	1,000	1,500
Less: Current maturities of long term borrowings (refer note 13(b))	(500)	(500)
	<u>500</u>	<u>1,000</u>
Term loan from bank		
Term loan from bank of Rs. 1,000 lakhs (31st March 2023: Rs. 1,500 lakhs) is secured by an exclusive charge on the plant and machinery purchased out of this loan. The interest rate is determined on the basis of repo rate plus 2.70% spread (31st March 2023: repo rate plus 2.70% spread)		
The term loan is repayable in 48 months after repayment holiday of 12 months commencing from the date of disbursement of the facility by way of quarterly instalments of Rs. 125 lakhs (Rupees one hundred twenty five lakhs only) each.		
(b) Current		
Secured		
Overdraft Balance (unsecured)	-	376
Current maturities of borrowings (refer note 13(a))	500	500
	<u>500</u>	<u>876</u>
14 Other financial liabilities		
(a) Non-current		
Security deposits (*)	240	240
	<u>240</u>	<u>240</u>
(*) Represents an amount obtained as a part of sale and lease back agreement entered into by the parent Company with Rajasthan State Electricity Board (RSEB) which expired on 28 February 2004. In terms of the said agreement, the residual value of the assets under lease acquired and leased back to RSEB (under physical possession of RSEB) is required to be adjusted against the corresponding amount of security deposit as mentioned above. Parent Company's appeal towards certain claims against RSEB is pending before the Hon'ble Jaipur High Court.		
(b) Current		
Security deposits repayable on demand	20	21
Creditors for property, plant and equipments (#)	203	50
Derivative instruments	3	-
Dues to employees	315	411
	<u>541</u>	<u>482</u>
(#) Principal Amount due includes capital creditors: 31 March 2024: Rs. 12 lakhs (31 March 2023: Rs. Nil) due to micro enterprises and small enterprises.		

Notes to Consolidated financial statements for the year ended 31 March 2024 (Contd.)
(All amounts in ₹ lakhs, unless otherwise stated)

	As at 31 March 2024	As at 31 March 2023
15 Provisions		
(a) Non-current		
Provision for employee benefits:		
Provision for compensated absences (refer note 32)	-	43
Provision for gratuity (refer note 32)	22	177
	<u>22</u>	<u>220</u>
(b) Current		
Provision for legal matters *	189	189
	<u>189</u>	<u>189</u>

(*) As the Group is not in a position to ascertain the exact timing of expected future cash outflows required to settle the obligations for legal matters, it has been classified under current liabilities, without considering their time value of money.

Movement in provision for legal matters during the year are as follows:

	189	189
Balance at the beginning of the year	189	189
Add: provisions during the year	-	-
Less: provisions reversed / paid during the year	-	-
Balance at the end of the year	<u>189</u>	<u>189</u>

16 Deferred taxes assets / liabilities (net)

Deferred tax liabilities	1,820	1,804
Less: Deferred tax assets	895	348
	<u>925</u>	<u>1,456</u>

	As at 31 March 2023	Recognised in statement of profit or loss	Recognised in Other Comprehensive Income	As at 31 March 2024
Deferred tax liabilities:				
On property, plant and equipment	1,299	(68)	-	1,231
On fair valuation of equity instruments through OCI	378	-	160	538
On fair valuation of investments in mutual funds	127	(76)	-	51
	<u>1,804</u>	<u>(144)</u>	<u>160</u>	<u>1,820</u>
Deferred tax assets:				
On provision for doubtful debts	158	4	-	154
On deferred revenue income	9	1	-	8
On provision for impairment in value of investment	164	(96)	-	260
On business losses	-	(456)	-	456
Others	17	-	-	17
	<u>348</u>	<u>(547)</u>	<u>-</u>	<u>895</u>

Notes to Consolidated financial statements for the year ended 31 March 2024 (Contd.)

(All amounts in ₹ lakhs, unless otherwise stated)

16 Deferred taxes assets / liabilities (net) (Cond.)

	As at 31 March 2022	Recognised in statement of profit or loss	Recognised in Other Comprehensive Income	As at 31 March 2023
Deferred tax liabilities:				
On property, plant and equipment	1,344	(45)	-	1,299
On fair valuation of equity instruments through OCI	357	-	21	378
On fair valuation of investments in mutual funds	62	65	-	127
On excess amount paid for other long-term employee benefit	-	-	-	-
	<u>1,763</u>	<u>20</u>	<u>21</u>	<u>1,804</u>
Deferred tax assets:				
On provision for doubtful debts	446	288	-	158
On deferred revenue income	11	2	-	9
On provision for impairment in value of investment	164	-	-	164
On temporary differences	17	-	-	17
	<u>638</u>	<u>290</u>	<u>-</u>	<u>348</u>
	As at 31 March 2022	Recognised in statement of profit or loss	Utilised during the year	As at 31 March 2023
Deferred tax assets:				
On unutilised MAT credits	89	-	89	-
	<u>89</u>	<u>-</u>	<u>89</u>	<u>-</u>

Note:

Deferred tax assets and deferred tax liabilities have been offset wherever the Group has a legally enforceable right to set off current tax assets against current tax liabilities and where the deferred tax assets and deferred tax liabilities relate to income taxes levied by the same taxation authority.

Notes to Consolidated financial statements for the year ended 31 March 2024 (Contd.)
(All amounts in ₹ lakhs, unless otherwise stated)

	<u>As at 31 March 2024</u>	<u>As at 31 March 2023</u>
17 Other liabilities		
(a) Non-current		
Deferred revenue income (*)	24	26
Others	27	-
	<u>51</u>	<u>26</u>
(*) Deferred revenue income represents capital subsidy of ₹ 50 lakhs received by the parent Company on 30 December 2016 from Ministry of New and Renewable Energy (MNRE), Government of India, in respect of its 2.5 MW co-generative power plant commissioned on 28 March 2014. An amount of ₹ 2 lakhs (31 March 2023: ₹ 2 lakhs) has been recognized as income for the current year.		
(b) Current		
Advance from customers (#)	327	488
Statutory dues	412	469
Other accruals	24	35
	<u>763</u>	<u>992</u>
(#) The advance received from customers in the previous period have been recognised as revenue in the current year. Similarly, the advance from customer as at the balance sheet date will be recognised in the subsequent year.		
18 Trade payables		
(a) Dues of micro enterprises and small enterprises	282	35
Dues of creditors other than micro enterprises and small enterprises	4,177	2,755
	<u>4,459</u>	<u>2,790</u>
(b) Disclosure under the Micro, Small and Medium Enterprises Development Act, 2006 are provided as under, to the extent the Group has received intimation from the “Suppliers” regarding their status under the Act.		
i) Principal and interest amount remaining unpaid:		
- Principal amount(#)	362	35
- Interest (*)	-	-
ii) the amount of interest paid by the Group in terms of section 16 under MSMED Act, 2006 along with the amounts of the payment made to the supplier beyond the appointed day during each accounting year;	-	-
iii) the amount of interest due and payable for the period of delay in making payment (which has been paid but beyond the appointed day during the year) but without adding the interest specified under the MSMED Act, 2006);	-	-
iv) The amount of interest accrued and remaining unpaid at the end of accounting year; and	-	-
v) The amount of further interest remaining due and payable even in the succeeding year, until such date when the interest dues as above are actually paid to the small enterprise, for the purpose of disallowance as a deductible expenditure under section 23 of MSMED Act 2006.	-	-

Note:

Dues to micro, small and medium enterprises have been determined to the extent such parties have been identified on the basis of information collected by the Management. This has been relied upon by the auditors.

(#) Principal Amount due includes capital creditors: **31 March 2024: Rs. 12 lakhs** (31 March 2023: Rs. Nil) due to micro enterprises and small enterprises.

(*) Interest paid/payable by the Group has been waived off by the concerned suppliers.

(c) Trade payables includes payable to related party amounting to **Rs. 103 lakhs** (31 March 2023: Rs. 77 lakhs)

Notes to Consolidated financial statements for the year ended 31 March 2024 (Contd.)

(All amounts in ₹ lakhs, unless otherwise stated)

18 (c) Ageing schedule of trade payables:

	Outstanding for following periods from transaction date				Total
	Less than 1 year	1-2 years	2-3 years	More than 3 years	
As at 31 March 2024					
(i) MSME	282	-	-	-	282
(ii) Others	2,290	104	8	4	2,406
(iii) Disputed dues MSME	-	-	-	-	-
(iv) Disputed dues - Others	-	-	-	-	-
	2,572	104	8	4	2,688
Unbilled trade payables	1,771	-	-	-	1,771
					4,459
As at 31 March 2023					
(i) MSME	35	-	-	-	35
(ii) Others	1,452	8	53	15	1,528
(iii) Disputed dues MSME	-	-	-	-	-
(iv) Disputed dues - Others	-	-	-	-	-
	1,487	8	53	15	1,563
Unbilled trade payables					1,227
					2,790

This space is intentionally left blank

Notes to Consolidated financial statements for the year ended 31 March 2024 (Contd.)
(All amounts in ₹ lakhs, unless otherwise stated)

	Year ended 31 March 2024	Year ended 31 March 2023
19 Revenue from operations		
Sale of products (inclusive of excise duty)(*)	136,891	155,261
Other operating revenue		
- Scrap sales	295	179
- Export incentives	782	1,553
- Others	-	91
	<u>137,968</u>	<u>157,084</u>
(*) refer to note 42.		
Details of sale of products (inclusive of excise duty)		
Manufactured products		
-Spirit, spirituous beverages and allied products		
(i) Spirit and spirituous beverages	96,090	86,081
(ii) Others	6,374	7,030
-Marine		
(i) Marine products	15,852	37,864
(ii) Others	1,219	890
Traded products		
-Spirit, spirituous beverages and allied products		
Others	-	1
-Marine		
Marine feed and other allied products	17,356	23,395
	<u>136,891</u>	<u>155,261</u>
20 Other income		
Interest income:		
- Financial assets measured at amortised costs	65	54
Other gains and losses		
- Net gain arising on sale of financial assets measured at FVTPL	491	605
- Net gain arising on remeasurement of financial assets measured at FVTPL	207	185
Others		
- Rental income	438	387
- Net gain on foreign currency transactions and translations (net)	4	-
- Recovery of bad debts	-	6
- Liabilities no longer required written back	280	72
- Writeback of loss allowance on trade receivables (net)	24	116
- Gain on sale of property, plant and equipment (net)	23	-
- Insurance claim received	138	25
- Other miscellaneous income	177	110
	<u>1,847</u>	<u>1,560</u>

Notes to Consolidated financial statements for the year ended 31 March 2024 (Contd.)

(All amounts in ₹ lakhs, unless otherwise stated)

	Year ended 31 March 2024	Year ended 31 March 2023
21 Cost of materials consumed		
Raw material consumed (including packing materials)		
Opening stock	3,642	3,021
Add: Purchases	49,607	68,510
Less: Closing stock	5,176	3,642
	<u>48,073</u>	<u>67,889</u>
22 Purchases of stock-in-trade		
Marine food and feed supplements	15,751	21,251
	<u>15,751</u>	<u>21,251</u>
23 Changes in inventories of finished goods, stock-in-trade and work-in-progress		
Stock at the beginning of the period (including stock-in-transit)		
Finished goods	5,172	2,606
Work-in-progress	365	129
Stock-in-trade	424	429
	<u>5,961</u>	<u>3,164</u>
Stock at the end of the period (including stock-in-transit)		
Finished goods	5,455	5,172
Work-in-progress	319	365
Stock-in-trade	599	424
	<u>6,373</u>	<u>5,961</u>
Difference in excise duty on finished goods	5	272
	<u>(407)</u>	<u>(2,525)</u>
24 Employee benefits expense		
Salaries, wages and bonus	5,198	5,257
Contribution to provident funds and other funds (Refer note 31)	565	572
Staff welfare expenses	244	269
	<u>6,007</u>	<u>6,098</u>
25 Finance costs		
Interest on financial liabilities carried at amortised costs (*)	151	195
Interest expense on lease liabilities	11	7
	<u>162</u>	<u>202</u>
(*) Calculated using effective interest rate (EIR) method.		
26 Depreciation and amortisation expenses		
Depreciation of property, plant and equipment	1,913	1,877
Amorisation of Intangible Assets	222	-
	<u>2,135</u>	<u>1,877</u>

Notes to Consolidated financial statements for the year ended 31 March 2024 (Contd.)
(All amounts in ₹ lakhs, unless otherwise stated)

	Year ended 31 March 2024	Year ended 31 March 2023
27 Other expenses		
Advertisement and sales promotion expenses	1,826	1,474
Consumption of stores and spares	718	547
Power and fuel	5,265	7,884
Rent	1,770	1,630
Repair and maintenance:		
- Buildings	109	43
- Plant and Machinery	379	380
- Others	38	74
Insurance	431	514
Rates and taxes	233	208
Legal and professional expenses	966	494
Office expenses	895	1,048
Travel and conveyance expenses	457	443
Auditor's remuneration (refer note a)	35	40
Freight outward	1,684	3,022
Contract charges	4,313	4,202
Corporate Social Responsibility ('CSR') expenditure (refer note 'b' below)	127	97
Loss on sale of property, plant and equipment, net	-	21
Write off of property, plant and equipment	61	9
Bad debts written off	-	33
Loss allowance	14	-
Loss on foreign currency transactions and translations, net	-	123
Net loss arising on measurement of derivatives at FVTPL	6	6
Directors sitting fees	15	13
Miscellaneous expenses	5,446	2,349
	<u>24,788</u>	<u>24,654</u>
* Miscellaneous expenses include contributions through electoral bonds made to All India Trinamool Congress, a political party amounting to ₹ 5,000 Lakhs (previous year ₹ 1,830 Lakhs) which is in excess of the 7.5% average net profit of three immediately preceding financial years which were made prior to the date of judgement by Hon'ble Supreme Court of India on this matter on 15th February 2024. Based on the Management's assessment and independent legal opinion the contributions made were in compliance with prevailing law at that time and no further contributions were made after the date of judgement.		
(a) Auditors' remuneration		
Statutory audit (including Limited Reviews)	30	33
Tax audit	2	2
Out of pocket expenses (includes GST)	3	5
	<u>35</u>	<u>40</u>
(b) Details of Corporate Social Responsibility (CSR) expenditure		
Amount approved by Board to be spent during the year	126	95
Gross amount required to be spent by the Group during the year.	130	106
Less: Excess amount spent in earlier years utilized during the current FY (*)	4	13
Net amount required to be spent by the Group during the year.	126	93
Amount spent during the year:		
Construction / acquisition of any assets	-	-
Purposes other than above	127	97
Shortfall at the end of the year (Refer note below)	NA	NA
Nature of CSR activities,		Eradicating hunger, malnutrition, sanitation, promoting healthcare & safe drinking water, promoting education & livelihood enhancement and rural development

(*) The Group had a carried forward amount of Rs. 13 lakhs as on 31st March 2022 (Rs. 3 lakhs for financial year 20-21 and Rs. 10 lakhs for financial year 2021-22) on account of excess amount spent on CSR, the same has been utilized during the FY 2022-23. The excess amount spent in FY 2022-23 of Rs. 4 lakhs carried forward by the Group has been utilized in the current financial year and 1 lakhs has been carried forward to be utilized in subsequent years.

None of the expenditure towards corporate social responsibility are related party transactions during the current FY. [PY Rs. 4 lacs as disclosed in Note No. 33(b)]

Notes to Consolidated financial statements for the year ended 31 March 2024 (Contd.)

(All amounts in ₹ lakhs, unless otherwise stated)

	Year ended 31 March 2024	Year ended 31 March 2023
28 Tax expenses		
(a) Income tax in the statement of profit and loss:		
Current tax		
Income tax charge for the year	-	1,467
	<u>-</u>	<u>1,467</u>
Deferred tax		
Deferred tax charge/(credit) for the year	(691)	310
Unused tax credit charge (MAT credit entitlement) for earlier years	-	89
	<u>(691)</u>	<u>399</u>
(b) Income tax recognised in other comprehensive income comprises:		
Current tax		
On remeasurement of post-employment benefit obligations	-	5
	<u>(A) -</u>	<u>5</u>
Deferred tax		
On fair value gains on investments in equity instruments	160	21
	<u>(B) 160</u>	<u>21</u>
	<u>(A) + (B) 160</u>	<u>26</u>
(c) Reconciliation of income tax expense and the accounting profit for the year:		
Profit before tax	(1,499)	6,779
Enacted tax rates (%)	31.20%	34.94%
Income tax expense calculated at corporate tax rate	(468)	2,369
Impact due to consolidation of losses of the subsidiary entity	23	65
Deductions under chapter VIA of the Income Tax Act, 1961	-	(672)
Impact on account of non-deductible expenses	40	34
Adjustment of tax relating to earlier years	-	89
Difference in opening written down value of property, plant and equipment as per Income tax	-	(8)
Impact of lower tax rate on certain items	(158)	-
Impact of tax on impairment of subsidiary	(128)	-
Other adjustments	-	(11)
Total income tax expense as per the statement of profit and loss	<u>(691)</u>	<u>1,866</u>

Notes to Consolidated financial statements for the year ended 31 March 2024 (Contd.)
(All amounts in ₹ lakhs, unless otherwise stated)

	<u>Year ended 31 March 2024</u>	<u>Year ended 31 March 2023</u>
29 Earnings per equity share (EPS)		
Net profit attributable to equity shareholders (in ₹ lakhs)	(808)	4,913
Weighted average number of equity shares outstanding during the year	9,367,111	9,367,111
Face value per share (in ₹)	10	10
Earnings per share (in ₹):		
- Basic earnings per equity share	(8.62)	52.45
- Diluted earnings per equity share	(8.62)	52.45
30 Leases		
(a) Leases as a Lessee		
(i) Right of use assets		
The Group has acquired lands on lease. Certain lease land acquired by the Group are recorded under property, plant and equipment (separately from other owned assets) at an amount equal to the entire lease rentals paid upfront (including initial direct costs) at the time of initiation of this lease. Such lease arrangement range over a period of 30-99 years. Other lease arrangements of land whose payment are to be made on periodic basis (including upfront lease payments) has been recognised as 'Right of use assets' for the purpose on Ind AS 116, Leases. These lease land arrangement range over a period of 20 - 83 years.		
Reconciliation of liabilities from financing activities		
Opening Balance	65	61
Lease liability recognised during the year	54	5
Interest expenses recognised during the year	11	7
Lease payments reflected in the Statement of Cash Flow	(12)	(8)
Closing Lease liability	<u>118</u>	<u>65</u>
(ii) Short term / Low value leases		
The Group has entered into lease arrangements in respect of factory lands, office premises, other buildings and manufacturing facilities which are for a period generally ranging from 11 months to 6 years. All such lease arrangements are cancellable by giving a short notice of 3 to 6 months. But these are usually renewable on mutually agreed terms. All these arrangements are considered as short term lease or leases of low-value assets for the purpose of Ind AS 116, Leases and are not recognised as Right of use assets. The expenses incurred for short term lease during 31 March 2024: ₹ 1,753 lakhs (31 March 2023: ₹1,614 lakhs) included in Rent under Note 27 other expenses.		
(b) Leases as lessor		
The Group entered into operating leases on its office premises, plant and machinery.		
Rental income recognised by the Group during the financial year 2023-24 is ₹ 438 lakhs (2022-23: ₹ 387 lakhs).		
All the agreement entered into are short term in nature and are cancellable at a notice within three to six months, therefore the maturity analysis of lease payments are not reported here.		
31 Contingent liabilities and commitments		
(a) Contingent liabilities		
Claims against the Group not acknowledged as debts:		
(i) Income tax demand under appeal	887	887
(ii) Goods and services tax demand for classification dispute on animal feed supplement.	1,216	1,216
(iii) State Excise demands for various years primarily for excess shortage/wastage of spirit.	1,192	1,192
(iv) Kolkata Port Trust (KoPT) - Dispute relating to valuation of rent for guest house at Noorpur.	<u>95</u>	<u>95</u>
(b) Commitments		
Estimated amount of capital contracts remaining to be executed and not provided for as on the balance sheet date are:		
Capital commitments for property, plant and equipment (net of capital advances given)	1,630	1,185
Capital commitment for intangible assets under development	<u>-</u>	<u>11</u>

Notes to Consolidated financial statements for the year ended 31 March 2024 (Contd.)

(All amounts in ₹ lakhs, unless otherwise stated)

32 Disclosure in accordance with Ind AS-19 on Employee benefits expense

(a) Post-employment benefits plan:

Retirement benefit plans of the Group comprising of Gratuity, Superannuation, National Pension Scheme and Provident Fund consists of both defined benefit plan and defined contribution plan. Other long term employee benefits includes compensated absences subject to certain limits and rules. Gratuity, Superannuation and compensated absences plans are funded through investments in Life Insurance Corporation of India (LICI). Provident fund for all employees are managed through government administrated funds. Gratuity and Superannuation fund is managed by a Board of Trustees who are responsible for overall management of the fund and acts in accordance with the provisions of the respective trust deeds and rules, and in the best interest of the plan participants. The trustees do a periodic review of the solvency of the fund and play a role in long term investments, risk management and funding strategy.

(b) Defined contribution plans

The Provident Fund, National Pension Scheme and Superannuation Fund has been classified as defined contribution plan as the Group has an obligation to pay a fixed amount to the government administered fund and Life Insurance Corporation of India (LICI) respectively and has no further obligation if the assets of such funds are not enough to meet all the employee obligations provided under such plans.

(c) Defined benefit plans

Gratuity plan is a defined benefit plan that provides for lump sum gratuity payment to employees made at the time of their exit by the way of retirement (on superannuation or otherwise), death or disability. The benefits are defined on the basis of their final salary and period of service and such benefits paid under the plan is not subject to the ceiling limit specified in the Payment of Gratuity Act, 1972. Liability as on the balance sheet date is provided based on actuarial valuation done by a certified actuary using projected unit credit method. Board of Trustees administers the contributions made to the gratuity fund and such amounts are solely invested with Life Insurance Corporation of India (LICI).

(d) Other long-term employee benefits

The Group provides for encashment of accumulated leaves standing at the credit of its employees at the time of their exit by way of retirement (on superannuation or otherwise), death or disability, subject to certain limits and rules framed by the Group. Liability is provided based on the number of days of unutilized leave at each balance sheet date based on actuarial valuation done by a certified actuary using projected unit credit method. The Group had funded such plan with Life Insurance Corporation of India (LICI).

The following table summarises the components of defined benefit expense recognized in the statement of profit and loss/other comprehensive income ('OCI') and the funded status and amounts recognised in the balance sheet for the respective plans:

(i) Defined benefits obligations recognised:

Particulars	Gratuity (funded)		Compensated absences (funded)	
	As at 31 March 2024	As at 31 March 2023	As at 31 March 2024	As at 31 March 2023
Present value of obligation	1,245	1,571	1,063	1,167
Fair value of plan assets	1,223	1,394	1,211	1,124
Net (assets)/liabilities recognized	22	177	(148)	43

(ii) Movement in present value of obligation:

Particulars	Gratuity (funded)		Compensated absences (funded)	
	As at 31 March 2024	As at 31 March 2023	As at 31 March 2024	As at 31 March 2023
Balance at beginning of the year	1,571	1,441	1,168	1,098
Current service cost	106	104	122	130
Interest cost	95	92	74	67
Acquisitions (credit)/cost	-	(3)	-	(7)
Actuarial (gain)/loss arising from assumption changes	7	(52)	7	(49)
Actuarial (gain)/loss arising from experience adjustments	(77)	43	(36)	70
Benefits paid (including benefits directly paid by the Group)	(457)	(54)	(272)	(141)
Balance at end of the year	1,245	1,571	1,063	1,168

Notes to Consolidated financial statements for the year ended 31 March 2024 (Contd.)

(All amounts in ₹ lakhs, unless otherwise stated)

(iii) Movement in present value of plan assets:

Particulars	Gratuity (funded)		Compensated absences (funded)	
	As at 31 March 2024	As at 31 March 2023	As at 31 March 2024	As at 31 March 2023
Balance at beginning of the year	1,394	1,354	1,125	1,054
Interest income on plan assets	90	86	80	69
Employer contribution	200	3	10	-
Return on plan assets lesser than discount rate	(4)	5	(4)	2
Benefits paid	(457)	(54)	-	-
Balance at end of the year	1,223	1,394	1,211	1,125

(iv) Components of net cost

Particulars	Gratuity (funded)		Compensated absences (funded)	
	As at 31 March 2024	As at 31 March 2023	As at 31 March 2024	As at 31 March 2023
Recognised in profit and loss				
- Current service costs	106	104	122	130
- Net interest on net defined benefit liability / (asset)	5	6	(7)	(2)
- Immediate recognition of actuarial (gains) / losses	-	-	(25)	19
	111	110	90	147
Recognised in other comprehensive income				
- Actuarial (gains) / losses	(66)	(14)	-	-
	(66)	(14)	-	-

(v) Remeasurement of the net defined benefit plans to be taken to other comprehensive income:

Particulars	Gratuity (funded)		Compensated absences (funded)	
	As at 31 March 2024	As at 31 March 2023	As at 31 March 2024	As at 31 March 2023
Actuarial (gain)/loss arising from assumption changes	7	(52)	-	-
Actuarial (gain)/loss arising from experience adjustments	(77)	43	-	-
Return on plan assets lesser than discount rate	4	(5)	-	-
Net impact on other comprehensive income before tax	(66)	(14)	-	-

(vi) Amounts contributed towards defined contribution plans have been recognized in the statement of profit and loss under "Contribution to provident fund and other funds" in Note 24.

(vii) Major categories of plan assets:

Entire assets of both gratuity and compensated absences plans is maintained with the Life Insurance Corporation of India (LICI).

(viii) Assumptions

With the objective of presenting plan assets and obligations of the defined benefit plans at their fair value at balance sheet date, assumptions used under IndAS 19 are set by reference to market conditions at the valuation date.

Particulars	Gratuity (funded)		Compensated absences (funded)	
	As at 31 March 2024	As at 31 March 2023	As at 31 March 2024	As at 31 March 2023
Discount rate (per annum)	7.00%	7.10%	7.00%	7.10%
Salary escalation rate (per annum)	8.00%	8.00%	8.00%	8.00%
Mortality table	Indian Assured Lives Mortality [2006-08] Ultimate table		Indian Assured Lives Mortality [2006-08] Ultimate table	
Average past service of employees (years)	10.01	10.58	Not applicable	Not applicable
Expected rate of return on plan assets	7.67%	7.07%	6.86%	6.82%

Notes to Consolidated financial statements for the year ended 31 March 2024 (Contd.)

(All amounts in ₹ lakhs, unless otherwise stated)

(ix) Sensitivity analysis

A quantitative sensitivity analysis for significant assumption is as shown below:

Particulars	Gratuity (funded)		Compensated absences (funded)	
	As at 31 March 2024	As at 31 March 2023	As at 31 March 2024	As at 31 March 2023
Discount rate - Decrease by 1%	83	89	77	85
Discount rate - Increase by 1%	(73)	(78)	(67)	(74)
Salary escalation rate - Decrease by 1%	(73)	(78)	(67)	(74)
Salary escalation rate - Increase by 1%	82	87	75	83

Methods and assumptions used in preparing sensitivity analysis and their limitations:

The sensitivity results above determine their individual impact on the plan's end of the year defined benefit obligation. In reality, the plan is subject to multiple external experience items which may move the defined benefit obligation in similar or opposite directions, while the plan's sensitivity to such changes can vary over time.

(x) Maturity analysis of the benefit payments:

Weighted average duration of gratuity plan and compensated absences plan is 6 and 7 years respectively. Expected benefits payments for each such plans over the years is given in table below:

Particulars	Gratuity (funded)		Compensated absences (funded)	
	As at 31 March 2024	As at 31 March 2023	As at 31 March 2024	As at 31 March 2023
Year 1	166	141	172	101
Year 2	197	589	124	312
Year 3	136	174	109	124
Year 4	59	83	47	73
Year 5	145	73	88	65
Beyond 5 years	477	804	424	717

Expected employer contribution in Gratuity plan for the period ending 31 March 2025 is ₹92 lakhs (31 March 2024: ₹106 lakhs).

Expected employer contribution in Compensated absences plan for the period ending 31 March 2025 is ₹104 lakhs (31 March 2024: ₹122 lakhs).

(e) Aforesaid post-employment benefit plans typically expose the Group to actuarial risks such as: investment risk, interest rate risk, longevity risk and salary risk.

Investment risk	The present value of the defined benefit liability is calculated using a discount rate which is determined by reference to market yields at the end of the reporting period on government bonds.
Interest risk	A decrease in the bond interest rate will increase the plan liability; however, this will be partially offset by an increase in the return on the plan's investments.
Longevity risk	The present value of the defined benefit liability is calculated by reference to the best estimate of the mortality of plan participants both during and after their employment. An increase in the life expectancy of the plan participants will increase the plan's liability.
Salary risk	The present value of the defined benefit liability is calculated by reference to the future salaries of plan participants. As such, an increase in salary of the plan participants will increase the plan's liability.

Notes to Consolidated financial statements for the year ended 31 March 2024 (Contd.)

(All amounts in ₹ lakhs, unless otherwise stated)

33 Related party disclosures

Information on related party transactions as required by Ind AS - 24 - Related Party Disclosures:

(a) List of related parties**(i) Key management personnel****Whole-time directors**

Mr. Bikramjit Nag, Chairman (redesignated w.e.f. 13 Feb 2024)

Mr. Arup Kumar Banerjee, Executive Vice Chairman

Mr. Amitabha Mukhopadhyay, Managing Director and CEO (upto 10 April 2024)

Non-whole-time directors

Mr. Bijon Bhushan Nag, Chairman (Demised on 28 January 2024)

Mr. Amitabha Kumar Nag, Non-executive Director (upto 22 August 2022)

Mr. Sudip Kumar Mukherji, Independent Director

Mr. Hari Ram Agarwal, Independent Director

Mr. Manoj Kumar Vijay, Independent Director

Dr. Runu Chakraborty, Independent Woman Director

Mr. Malay Kumar Das, Independent Director

Executive officers

Mr. Rahul Choudhary, Chief Financial Officer

Mr. Ritesh Agarwal, Company Secretary (up to 31-May-2023)

Mr. Kuntal Roy, Company Secretary (wef 01-June-2023)

Mr. Santanu Ghosh, Chief Executive Officer - Distillery Business

Mr. Debasis Ghosh, Chief Executive Officer - IML Business

Mr. Soumitra Chakraborty, Chief Executive Officer - Marine Business

Mr. Rana Chatterjee, Chief Finance Officer- Alcohol (Distillery & IML) Business

Mr. Siddhartha Basu, Chief Finance Officer - Marine Business

(ii) Other key management personnel

Mr. Goutam Bhattacharya, Vice President - Information Technology

Mr. Alok De, Assistant Vice President- HR and Corporate Relations (upto 31 March 2024)

Mr. Debojyoti Bandopadhyay, General Manager- CO2 Operations

Mr. Sanjoy Bhattacharya, Unit Head-IML Panagarh Unit

Mr. T.K Aich, Head-Distillery Operations

Mr. Yashwant Kumar, Plant Manager - Marine

Mr. Saibal Dutta Chaudhury, Plant Manager IML Dankuni Unit

Mr. Siddhartha Patel, National Sales Head-Feed Business (w.e.f. 30 March 2023)

Notes to Consolidated financial statements for the year ended 31 March 2024 (Contd.)

(All amounts in ₹ lakhs, unless otherwise stated)

(iii) Other related parties:

Name of the entity

IFB Industries Limited
Nurpur Gases Private Limited
Travel Systems Limited
Anjali Foundation

(iv) Post employment benefit plans

Name of the entity

IFB Agro Industries Limited Employees Gratuity Fund
IFBAIL Employees Super annuation Fund

(b) Transactions with related parties

Particulars	Period ended 31 March 2024	Period ended 31 March 2023
Sale of products:		
IFB Industries Limited	0	3
Sale of duty scripts:		
IFB Industries Limited	320	1,044
Rental income:		
IFB Industries Limited	61	61
Nurpur Gases Private Limited	11	11
Purchase of property, plant and equipment:		
IFB Industries Limited	14	5
Purchase of Material:		
Nurpur Gases Private Limited	2,311	2,662
Other expenses:		
IFB Industries Limited	17	12
Travel Systems Limited	155	121
Corporate Social Responsibility expenses:		
Anjali Foundation	-	4
Staff welfare Expenses:		
Relatives of key management personnel and other key management personnel	1	4
Contribution of funds to post employment benefit fund:		
IFB Agro Industries Limited Employees Gratuity Fund	200	5
IFBAIL Employees Super annuation Fund	260	260

Notes to Consolidated financial statements for the year ended 31 March 2024 (Contd.)
(All amounts in ₹ lakhs, unless otherwise stated)

Particulars	Year ended 31 March 2024	Year ended 31 March 2023
Remuneration to key management personnel and other key management personnel		
Short-term employee benefits		
Mr. Bikramjit Nag	72	119
Mr. Arup Kumar Banerjee	414	244
Mr. Amitabha Mukhopadhyay	153	153
Others	784	766
Post-employment benefits (*)		
Mr. Bikramjit Nag	2	2
Mr. Arup Kumar Banerjee	1	3
Mr. Amitabha Mukhopadhyay	1	1
Others	22	21

(*) This does not include amounts in respect of gratuity and compensated absences as the same are determined on actuarial basis for the Group.

Particulars	As at 31 March 2024	As at 31 March 2023
Sitting fees to non-executive directors (exclusive of taxes)	15	13

Particulars	As at 31 March 2024	As at 31 March 2023
-------------	------------------------	------------------------

(c) Balances of related parties:
Other payables:

IFB Industries Limited	103	77
IFB Industries Limited	-	3

Remuneration Payable:

Mr. Bikramjit Nag	-	47
Mr. Arup Kumar Banerjee	-	47
Mr. Amitabha Mukhopadhyay	13	-

Security deposit outstanding:

IFB Industries Limited	8	8
------------------------	---	---

(d) Terms and conditions of transactions with related parties

Purchase and sales from/to related parties are made in the ordinary course of business and on terms equivalent to those that prevail in arm's length transactions with other vendors/customers.

Notes to Consolidated financial statements for the year ended 31 March 2024 (Contd.)

(All amounts in ₹ lakhs, unless otherwise stated)

34 Segment reporting

(a) Basis of segmentation:

The Group has following business segments, which are its reportable segments. These segments offer different products and services, and are managed separately because they require different technology and production processes. Operating segment disclosures are consistent with the information provided to and reviewed by the chief operating decision maker.

(b) Reportable segment

Spirit, spirituous beverages and allied products

Product

Spirit, spirituous beverages and allied products

Marine

Marine product processing for sale in export and domestic markets and marine feed trading.

Particulars	Year ended 31 March 2024				Year ended 31 March 2023			
	Spirit, spirituous beverages and allied products	Marine	Unallocated	Total	Spirit, spirituous beverages and allied products	Marine	Unallocated	Total
i) Segment revenues:								
a) Revenue from operations- external	102,669	35,299	-	137,968	93,242	63,841	-	157,083
Inter-segment revenue from operations	376	-	-	376	262	-	-	262
Less: Eliminations	(376)	-	-	(376)	(262)	-	-	(262)
				137,968				157,083
b) Other income	408	209	1,230	1,847	1,193	268	99	1,560
ii) Segment results								
Profit before interest, tax and depreciation	4,573	(2,187)	(1,588)	798	8,513	1,899	(1,554)	8,858
Depreciation	1,433	386	316	2,135	1,578	214	85	1,877
Finance cost	121	32	9	162	146	37	19	202
Profit before tax	3,019	(2,605)	(1,913)	(1,499)	6,789	1,648	(1,658)	6,779
Tax expense				(691)				1,866
Profit after tax				(808)				4,913
iii) Revenue from external customers								
India	102,461	21,621	-	124,082	92,977	32,509	-	125,486
Outside India	208	13,678	-	13,886	265	31,332	-	31,597
	102,669	35,299	-	137,968	93,242	63,841	-	157,083
iv) Capital expenditure	312	2,870	5	3,187	635	327	117	1,079

Note:

As per the West Bengal Excise Policy, sale of spirituous beverages product to a sole distributor is more than 10% of the total sales.

v) Other information

Particulars	Year ended 31 March 2024				Year ended 31 March 2023			
	Spirit, spirituous beverages and allied products	Marine	Unallocated	Total	Spirit, spirituous beverages and allied products	Marine	Unallocated	Total
Segment assets	25,455	12,603	25,552	63,610	21,953	12,276	28,971	63,200
Segment liabilities	4,798	1,696	1,837	8,331	4,096	1,922	2,341	8,359

vi) Geographical information

Particulars	As at 31 March 2024			As at 31 March 2023		
	within India	outside India	Total	within India	outside India	Total
Non current assets other than financial assets and tax assets.	15,800	6	15,806	14,570	6	14,576

Notes to Consolidated financial statements for the year ended 31 March 2024 (Contd.)
(All amounts in ₹ lakhs, unless otherwise stated)
35 Fair value measurement
(a) Category wise classification of financial instruments

Particulars	Note	As at 31 March 2024	As at 31 March 2023
A. Financial assets:			
(i) Measured at fair value through profit or loss (FVTPL)			
Investments in unquoted mutual funds	4 (b)	2,854	3,363
Derivative instruments	5 (b)	-	2
(ii) Designated at fair value through Other Comprehensive Income (FVTOCI)			
Investments in quoted equity instruments (refer note (i) below)	4 (a)	2,600	1,273
Investments in unquoted equity instruments (refer note (i) below)	4 (a)	6,402	6,377
(iii) Carried at amortised cost (refer note (ii) below)			
Cash and cash equivalents	9 (a)	10,424	17,105
Other bank balance	9 (b)	756	219
Bank deposits (with remaining maturity of more than 12 months)	5 (a)	60	31
Loans to employees	10	18	12
Security deposits	5 (a) & 5 (b)	138	58
Trade receivables	8	8,032	5,199
Total financial assets		31,284	33,639
B. Financial liabilities			
(i) Measured at amortized cost			
Borrowings (including current maturities)	13 (a) & 13 (b)	1,000	1,876
Lease Liabilities		118	65
Trade payables	18	4,459	2,790
Securities deposits	14 (a) & 14 (b)	260	261
Creditors for property, plant and equipments	14 (b)	203	50
Dues to employees	14 (b)	315	411
(ii) Measured at fair value through profit or loss (FVTPL)			
Derivative instruments	14 (b)	3	-
Total financial liabilities		6,358	5,453

Notes:

- (i) These investments are not held for trading. Upon application of Ind AS - 109 - Financial Instruments, the Group has chosen to measure these investments in quoted/unquoted equity instruments at FVTOCI irrevocably as the management believes that presenting fair value gains and losses relating to these investments in the statement of profit and loss may not be indicative of the performance of the Group.
- (ii) The management assessed that the fair value of cash and cash equivalents, other bank balances, bank deposits, loans to employees, security deposits, trade receivables, other advances, trade payables and other financial liabilities including security deposits repayable on demand, capital creditors and dues to employees approximate the carrying amount largely due to short-term maturity of these instruments.
- (b) Fair value hierarchy**

The fair value of financial assets and liabilities are included at the amount that would be received to sell an asset or paid to transfer a liability in an orderly market between market participants at the measurement date. Methods and assumptions used to estimate the fair values are consistent in all the years. Fair value of financial instruments referred to in note (a) above has been classified into three categories depending on the inputs used in the valuation technique. The hierarchy gives the highest priority to quoted prices in active markets for identical assets and liabilities and lowest priority to unobservable entity specific inputs.

The categories used are as follows:

- Level 1: quoted prices (unadjusted) in active markets for financial instruments.
- Level 2: The fair value of financial instruments that are not traded in an active market is determined using valuation techniques which maximise the use of observable market data rely as little as possible on entity specific estimates.
- Level 3: If one or more of the significant inputs is not based on observable market data, the instrument is included in level 3.

Notes to Consolidated financial statements for the year ended 31 March 2024 (Contd.)

(All amounts in ₹ lakhs, unless otherwise stated)

For assets and liabilities which are measured at fair value as at balance sheet date, the classification of fair value by category and level on inputs used is given below:

As at 31 March 2024:

Particulars	Level 1	Level 2	Level 3
(i) Measured at fair value through profit or loss (FVTPL)			
Investments in unquoted mutual funds	2,854	-	-
Derivative instruments	-	3	-
(ii) Designated at fair value through Other Comprehensive Income (FVTOCI)			
Investments in quoted equity instruments	2,600	-	-
Investments in unquoted equity instruments	-	-	6,402
As at 31 March 2023:			
Particulars	Level 1	Level 2	Level 3
(i) Measured at fair value through profit or loss (FVTPL)			
Investments in unquoted mutual funds	3,363	-	-
Derivative instruments	-	2	-
(ii) Designated at fair value through Other Comprehensive Income (FVTOCI)			
Investments in quoted equity instruments	1,273	-	-
Investments in unquoted equity instruments	-	-	6,377

Note: The movement in Level 3 investments represents changes in fair value.

(c) Computation of fair values

Investments in mutual funds are short-term investments made in debt or liquid funds whose fair value are considered as the net asset value (NAV) declared by their respective fund houses on a daily basis. Thus the declared NAV is similar to fair market value for these mutual fund investments since transactions between the investor and fund houses will be carried out at such prices.

Investments in equity instruments represents long term strategic investments made in certain listed or unlisted companies. For listed companies, fair value is based on quoted market prices of such instruments as on the balance sheet date on the recognized stock exchange (where traded volume is more during last six months). For investments in unlisted Companies, the management has ascertained the fair value by using discounted cash flow ('DCF') method (income approach) and net asset value method as appropriate.

There was no transfer of financial assets or liabilities measured at fair value between level 1 and level 2 or transfer into or out of level 3 during the year ended 31 March 2024 and 31 March 2023.

(d) Valuation techniques and significant unobservable inputs

The following table shows the valuation techniques used in measuring Level 3 fair values and significant unobservable inputs used in Level 3 fair value measurements.

Valuation technique	Significant unobservable inputs	Inter-relationship between key unobservable inputs and fair value measurement
Discounted cash flows	(a) Risk adjusted discount rate (b) Growth rate	The estimated fair value would increase (decrease) if: - the estimated growth were higher (lower); - the risk-adjusted discount rates were lower (higher).

(e) Fair value of assets and liabilities measured at cost/amortized cost

The carrying amount of financial assets and financial liabilities measured at amortized cost are a reasonable approximation of their fair values since the Group does not anticipate that the carrying amount would be significantly different from the values that would be eventually received or settled. Management assessed that fair values of cash and cash equivalents, other bank balances, bank deposits, loans to employees, trade receivables, advance to manufacturing units, trade payables and other financial liabilities approximate their carrying amounts due to the short term maturities of these instruments.

36 Financial risk management

Group's business activities are exposed to a variety of financial risks like credit risk, market risks and liquidity risk. Group's senior management is responsible for establishing and monitoring the risk management framework within its overall risk management objectives and strategies approved by the Board of Directors. Such risk management strategies and objectives are established to identify and analyse potential risks faced by the Group, set and monitor appropriate risk limits and controls, periodically review the changes in market conditions and assess risk management performance. Any change in Group's risk management objectives and policies need approval of its Board of Directors.

Notes to Consolidated financial statements for the year ended 31 March 2024 (Contd.)

(All amounts in ₹ lakhs, unless otherwise stated)

(a) Credit risk

Credit risk refers to risk that a counterparty will default on its contractual obligations resulting in financial loss to the Group. Credit risk arises primarily from financial assets such as trade receivables, other balances with banks, loans and other receivables.

(i) Trade receivables

Customer credit risks is managed by each business unit in accordance with the credit policy, procedures and controls relating to credit risk management. Credit quality of each individual customer is assessed based on financial positions, past trends, market reputation, prevailing market and economic conditions, expected business and anticipated regulatory changes. Based on this evaluation, credit limit and credit terms are decided for each individual customer. Exposure to customer credit risk is regularly monitored through credit locks and release. The Group has a low concentration of risk in respect of trade receivables since its customers are widely spread and operates in diversified industries and varying market conditions. Export customers are generally secured through letter of credit.

Loss allowance of trade receivables is based on expected credit loss model (simplified approach) depending upon the historical data, present financial conditions of customers and anticipated regulatory changes. Maximum exposure to credit risks at the reporting date is disclosed in Note 8. Group does not hold any collateral in respect of such receivables.

(ii) Other financial instruments

Credit risks from other financial instruments includes mainly cash and cash equivalents and deposits with banks. Such risks is managed by the central treasury department of the Group with accordance with Group's overall investment policy approved by its Board of Directors. Investments of surplus funds are made in short term debt/liquid mutual funds of rated fund houses having the highest credit rating and in short term time deposits of reputed banks with a very strong financial position. Investment limits are set for each mutual fund and bank deposits. Risk concentration is minimized by investing in a wide range of mutual funds/bank deposits. These investments are reviewed by the Board of Directors on a quarterly basis.

The Group has no exposure to credit risk relating to its cash and cash equivalents. Credit risk for other financial instruments are monitored by the Central treasury department in accordance with its overall risk management policies. Impairment of such assets is computed per expected credit loss model (general approach) assessed on the basis of financial position, detailed analysis and expected business of the counterparty to such financial assets.

(b) Market risk:

Market risk is the risk that the fair value or future cash flows of a financial instrument will fluctuate due to changes in market prices. Market risks comprises of three types - interest rate risk, currency risk and other price risk, such as equity price risk and commodity risk. Financial instruments affected by market risks include long term borrowings, investments in mutual funds or equity instruments and derivative instruments.

(i) Foreign currency risk management

Foreign currency is the risk that the fair value or future cash flows of a financial instrument will fluctuate due to change in foreign currency rates. Group is exposed to foreign currency risks on trade receivables, denominated in USD. Foreign exchange exposures are managed by the central treasury department in accordance with the overall policy parameters approved by the Board of Directors. Trade receivables are hedged by entering into forward contracts (to sell USD) with authorized banks that matches the timings of the forecasted receipts.

Carrying amount of Group's financial assets and liabilities denominated in foreign currency (USD) as at the Balance Sheet date is as under:

	As at 31 March 2024		As at 31 March 2023	
	USD (lakhs)	₹	USD (lakhs)	₹
Financial assets				
Trade Receivables	11	939	17	1,375
Forward Contracts (derivative used to hedge trade receivables)	11	939	17	1,435
Financial liabilities				
Trade payable	(1)	(42)	-	-
Forward Contracts (derivative used to hedge trade payables)	-	-	-	-

Foreign currency sensitivity analysis

The Group is exposed to US Dollars. Following table provides the sensitivity impact to a 5% strengthening/weakening of INR in respect to US Dollars. Sensitivity analysis is done on net exposure after adjusting the forward contracts. A positive number below indicates an increase in profit/equity when INR appreciates against US Dollars and when the net exposure is a liability.

Notes to Consolidated financial statements for the year ended 31 March 2024 (Contd.)

(All amounts in ₹ lakhs, unless otherwise stated)

Particulars	As at 31 March 2024	As at 31 March 2023
	Gain / (Loss)	Gain / (Loss)
INR appreciates by 5%	2	-
INR depreciates by 5%	(2)	-

(ii) Interest rate risk management

The Group's exposure to interest rate risk from the perspective of Financial Liabilities is negligible. Further, treasury activities, focused on managing investments in debt instruments, are centralised and administered under a set of approved policies and procedures guided by the tenets of safety, liquidity and returns. This ensures that investments are only made within acceptable risk parameters after due evaluation.

The Group's investments are predominantly held in fixed deposits and debt mutual funds. Fixed deposits are held with highly rated banks and have a short tenure and are not subject to interest rate volatility.

The Group also invests in mutual fund schemes of leading fund houses. Such investments are susceptible to market price risks that arise mainly from changes in interest rate which may impact the return and value of such investments. However, given the relatively short tenure of underlying portfolio of the mutual fund schemes in which the Group has invested, such price risk is not significant.

Particulars	As at 31 March 2024	As at 31 March 2023
	Borrowing at variable interest rate	
- Non-current	500	-
- Current	500	-
Total borrowings	1,000	-

Sensitivity analysis of interest rate change on borrowing availed at variable interest rate

Particulars	Impact on Profit/(loss) after Tax	
	Year ended 31 March 2024	Year ended 31 March 2023
Interest rate (increase by 0.5%)	(3)	-
Interest rate (decrease by 0.5%)	3	-

(iii) Price risk

Price risk is the risk that the fair value or future cash flows will fluctuate due to change in market prices. The Group is exposed to price risk arising from its short term investments in debt or liquid mutual funds. Group's central treasury department manages such risk in accordance with its overall risk management policy approved by the Board of Directors. The Group mitigates the risk by investing in a large number of rated funds. Investment limit in each fund is specified. All purchase or sale of mutual funds are reviewed by the Board of Directors on a quarterly basis. Group assesses that as returns from short term debt or liquid mutual funds are steady and depends on interest rates or market yield, there is very remote chance of any significant fluctuation in their fair values which can materially impact Group's future cash flows.

Price sensitivity analysis

Following table provides the sensitivity impact to a 1% appreciation/decline in NAV of mutual fund investments as at the Balance Sheet date.

Particulars	As at 31 March 2024	As at 31 March 2023
	Gain / (Loss)	Gain / (Loss)
NAV of mutual funds appreciates by 1%	29	34
NAV of mutual funds declines by 1%	(29)	(34)

(c) Liquidity risk:

Liquidity risk is the risk that the Group may not be able to meet its contractual obligations associated with its financial liabilities. The central treasury department of the Group manages its liquidity risk by preparing and continuously monitoring business plans or rolling cash flow forecasts which ensures that the funds required for carrying on its business operations and meeting its financial liabilities are available in a timely manner and at an optimal cost. The Group plans to meet the contractual obligations from its internal accruals and also maintains sufficient fund based and non-fund based credit limits with banks. Additionally, surplus funds generated from operations are parked in short term debt or liquid mutual funds and bank deposits which can be readily liquidated when required.

Notes to Consolidated financial statements for the year ended 31 March 2024 (Contd.)

(All amounts in ₹ lakhs, unless otherwise stated)

The following table shows the remaining contractual maturities of financial liabilities at the reporting date. The amounts reported are on gross and undiscounted basis and includes contractual interest payments.

Contractual maturity of financial liabilities	Carrying Value	Upto 1 year	1 year to 5 year	More than 5 year	Total
As at 31 March 2024					
Borrowings (including current maturities)	1,000	500	500	-	1,000
Trade payables	4,459	4,459	-	-	4,459
Lease liability	118	13	58	472	543
Other financial liabilities	781	541	240	-	781
As at 31 March 2023					
Borrowings (including current maturities)	1,876	876	1,000	-	1,876
Trade payables	2,790	2,790	78	-	2,868
Lease liability	65	8	38	95	141
Other financial liabilities	722	482	240	-	722

(d) Capital management

For the purpose of Group's capital management, capital includes issued equity share capital, other equity reserves and long term borrowed capital less cash and cash equivalents. The primary objective of capital management is to maintain an efficient capital structure to reduce the cost of capital, support corporate expansion strategies and to maximize shareholder's value. Group has fund based and non fund based credit facilities with banks from which it borrows as and when required to meet its working capital requirements. The capital structure of the Group is based on management's judgement of its strategic and day-to-day needs with a focus on total equity so as to maintain investor, creditors and market confidence. The Group may take appropriate steps in order to maintain, or if necessary adjust, its capital structure.

37 No proceedings has been initiated or pending against the Group in the financial year 2023-24 and financial year 2022-23 for holding any benami property under the "Benami Transactions (Prohibition) Act, 1988 (45 of 1988) and rules made thereunder.

38 Details of differences between quarterly returns of current assets filed with banks in comparison with the books of accounts of parent company :

Quarter	Particulars of Securities Provided	Amount as per Books of Accounts	Amount as reported in the quarterly return/statement	Amount of Difference**
June 2023	Trade receivables	9,013	9,013	-
	Inventory	17,529	17,529	-
	Trade payables for goods	2,111	2,111	-
September 2023	Trade receivables	8,825	8,825	-
	Inventory	19,775	19,775	-
	Trade payables for goods	2,483	2,483	-
December 2023	Trade receivables	9,695	9,695	-
	Inventory	12,998	12,998	-
	Trade payables for goods	1,829	1,829	-
March 2024	Trade receivables	8,448	8,448	-
	Inventory	12,056	12,056	-
	Trade payables for goods	2,112	2,112	-
June 2022	Trade receivables	9,601	9,601	-
	Inventory	16,821	16,821	-
	Trade payables for goods	3,511	3,511	-
September 2022	Trade receivables	11,041	11,041	-
	Inventory	17,209	17,209	-
	Trade payables for goods	4,805	4,805	-
December 2022	Trade receivables	7,118	7,118	-
	Inventory	11,797	11,797	-
	Trade payables for goods	4,065	4,065	-
March 2023	Trade receivables	5,642	5,642	-
	Inventory	10,020	10,020	-
	Trade payables for goods	1,371	1,371	-

* The quarterly return/statement has been submitted to ICICI Bank Limited, HDFC Bank Limited, Axis Bank Limited and Federal Bank Limited.

Notes to Consolidated financial statements for the year ended 31 March 2024 (Contd.)

(All amounts in ₹ lakhs, unless otherwise stated)

- 39 The Group has not been declared wilful defaulter by any bank or financial institution or lender in the financial year 2023-24 and financial year 2022-23.
- 40 The Group has no transactions during the financial year 2023-24 and 2022-23 with the Companies struck off under section 248 of the Companies Act, 2013 or section 560 of Companies Act, 1956.
- 41 Disclosure of additional information pertaining to the Parent Company and its subsidiaries as per Schedule III of Companies Act, 2013

Name of the entity in the Group	Net Assets i.e., total assets minus total liabilities		Share in profit or loss		Share in other comprehensive income		Share in total comprehensive income	
	As % of Consolidated net assets	Amount	As % of Consolidated profit or loss	Amount	As % of consolidated other comprehensive income	Amount	As % of total comprehensive income	Amount
For the year ended 31 March 2024								
Parent Company:								
- IFB Agro Industries Limited	100.05%	55,309	141.71%	(1,145)	100.96%	1,258	25.80%	113
Foreign subsidiary Company:								
- IFB Agro Marine (FZE)	0.09%	49	-0.12%	1	-0.96%	(12)	-2.51%	(11)
- IFB Agro Holdings Pte. Ltd. (Consolidated)	0.53%	294	9.16%	(74)	0.00%	-	-16.89%	(74)
Adjustment arising out of consolidation	-0.67%	(373)	-50.74%	410	0.00%	-	93.61%	410
Total	100.00%	55,279	100.00%	(808)	100.00%	1,246	100.00%	438

For the year ended 31 March 2023

Parent Company:

- IFB Agro Industries Limited 100.65% 55,196 103.81% 5,100 94.79% (182) 104.17% 4,918

Foreign subsidiary Company:

- IFB Agro Marine FZE -0.65% (357) -3.81% (187) 5.21% (10) -4.17% (197)

Adjustment arising out of consolidation 0.00% 2 0.00% - 0.00% - 0.00% -

Total 100.00% 54,841 100.00% 4,913 100.00% (192) 100.00% 4,721

Note:

The above figures are after eliminating intra group transactions and intra group balances as at 31 March 2024 and 31 March 2023.

- 42 Revenue from sale of products is net of variable consideration components representing discounts amounting to ₹7,722 lakhs (31 March 2023: ₹3,397 lakhs)
- 43 No funds have been advanced or loaned or invested (either from borrowed funds or share premium or any other sources or kind of funds) by the Group to or in any other person(s) or entity(ies), including foreign entities (“Intermediaries”) with the understanding, whether recorded in writing or otherwise, that the Intermediary shall lend or invest in party identified by or on behalf of the Company (Ultimate Beneficiaries). The Company has not received any fund from any party(s) (Funding Party) with the understanding that the Company shall whether, directly or indirectly lend or invest in other persons or entities identified by or on behalf of the Company (“Ultimate Beneficiaries”) or provide any guarantee, security or the like on behalf of the Ultimate Beneficiaries.

For **BSR & Co. LLP**
Chartered Accountants
Firm Registration No. 101248W/W -100022

Jayanta Mukhopadhyay
Partner
Membership No. 055757
Kolkata, 28 May 2024

For and on behalf of the Board of Directors of **IFB Agro Industries Ltd**

Chairman
Executive Vice Chairman
Chief Financial Officer
Company Secretary
Kolkata, 28 May 2024

Bikramjit Nag (DIN: 00827155)
Arup Kumar Banerjee (DIN: 00336225)
Rahul Choudhary
Kuntal Roy (ACS: 36912)

Ten Years' Standalone Financial Summary

₹ in Lakhs

	IGAAP		Ind AS							
	2014-15	2015-16	2016-17	2017-18	2018-19	2019-20	2020-21	2021-22	2022-23	2023-24
Revenue from Operations (net)	59,505.35	62,131.41	116,760.20	149,967.33	173,204.33	188,841.83	169,345	227,725	157,065	137,792
PBDIT	4,470.22	5,918.44	6,301.59	6,785.28	5,957.36	3,753.51	7,270	8,554	9,024	858
PBIT	2,607.95	3,748.21	4,269.01	4,641.74	4,087.96	1,983.37	5,788	6,858	7,150	(1,276)
PBT	2,590.81	3,611.98	4,115.08	4,383.65	3,793.72	1,804.75	5,781	6,803	6,966	(1,426)
PAT	1,557.45	2,932.54	3,268.16	3,157.18	3,320.79	2,346.70	4,700	5,334	5,100	(1,145)
Net Fixed Assets	11,803.12	14,463.98	14,055.63	13,498.45	13,452.20	12,281.50	11,949	14,469	13,141	14,769
Net Working Capital	11,428.58	15,406.71	17,361.46	18,838.50	20,750.35	23,377.41	27,860	31,250	35,481	21,219
Long Term Borrowing	-	4,342.75	3,081.99	1,900.56	-	-	-	1,500.00	1,000.00	500.00
Earnings Per Share	16.63	31.31	34.89	33.70	35.45	25.05	50.18	56.94	54.45	(12.22)
Book Value Per Share	236.60	267.91	323.85	367.59	399.66	413.62	481.51	536.75	589.25	590.46
Free Cash Flow	1,341.20	(9,267.47)	275.53	1,959.35	4,528.57	(514.94)	8,473.00	3,859.38	1,744.00	(6,345.00)
PBDIT %	7.51%	9.53%	5.40%	4.52%	3.44%	1.99%	4.29%	3.76%	5.75%	0.62%
Return on Capital Employed	10.93%	12.08%	12.03%	12.35%	10.55%	5.11%	12.89%	10.40%	9.66%	-2.94%
Return on Net Worth	7.03%	11.69%	10.77%	9.17%	8.87%	6.06%	10.42%	10.61%	9.67%	-2.07%
Asset Turnover Ratio	5.04	4.30	8.31	11.11	12.88	15.38	14.17	15.74	9.49	6.30
Working Capital Cycle (days)	30.12	29.38	9.45	10.06	6.58	13.02	0.33	2.14	19.13	30.83

Note: Revenue from Operations (net) for the Financial Years 2016-17, 2017-18, 2018-19, 2019-20, 2020-21, 2021-22, 2022-23 and 2023-24 include excise duty amounting to ₹ 32,766.20 Lakhs, ₹ 61,057.56 Lakhs, ₹ 80,722.81 Lakhs, ₹ 92,566.10 Lakhs, ₹ 99,973 Lakhs, ₹ 1,26,716 Lakhs, ₹ 32,419 Lakhs, ₹ 44,805 Lakhs respectively.

IFB AGRO INDUSTRIES LIMITED

CIN: L01409WB1982PLC034590



Regd. Office:

Plot No-IND 5, Sector-1, East Kolkata Township, Kolkata-700107
Ph:-033-39849675 | Email: complianceifbagro@ifbglobal.com | Website: www.ifbagro.in

ATTENDANCE SLIP

42nd Annual General Meeting of the Company on 29th July, 2024

1.	Name of the Member(s) :	
2.	Registered Address :	
3.	E-mail ID :	
4.	Registered Folio/ :	
	DP ID & Client ID No :	
5.	No. of Equity Share(s) held :	

I/We hereby record my/our presence at the 42nd Annual General Meeting of the Company held on Monday, the 29th July, 2024 at 12.30 P.M. at Club EcoHub, EcoSpace Business Park, Plot No. IIF/11, Action Area-II, Rajarhat, New Town, Kolkata-7000160.

Member's/ Proxy's name in Block Letters

Member's/ Proxy's Signature

Note: Please complete the Name, Address and Folio/ DP ID & Client ID No., sign this Attendance Slip and hand it over at the Attendance Verification Counter at the entrance of the Meeting Hall.

ELECTRONIC VOTING PARTICULARS		
EVEN (E - Voting Event Number)	User ID	Password

Note: Please read carefully the instructions printed under the Note No. 18 to the Notice of 42nd Annual General Meeting dated 29th July, 2024. The e-Voting period starts from 9:00 A.M. on 26th July, 2024 and ends at 5:00 P.M. on 28th July, 2024. At the end of the e-Voting period, the portal where the votes are cast shall forthwith be blocked by NSDL.

..... **Please cut here and bring the above attendance slip to the Meeting Hall**

IFB AGRO INDUSTRIES LIMITED

CIN: L01409WB1982PLC034590



Regd. Office:

Plot No-IND 5, Sector-1, East Kolkata Township, Kolkata-700107
Ph:-033-39849675 | Email: complianceifbagro@ifbglobal.com | Website: www.ifbagro.in

Proxy Form

Form No. MGT-11

[Pursuant to section 105(6) of the Companies Act, 2013 and rule 19(3) of the Companies (Management and Administration) Rules, 2014]

42nd Annual General Meeting of the Company on 29th July, 2024

- Name of the Member(s) :
- Registered Address :
- E-mail ID :
- Registered Folio/ :
DP ID & Client ID No :
- No. of Equity Share(s) held :

I/We, being the member(s) of _____ shares of above named company, hereby appoint

- Name :
Address:
E-mail Id: Signature:, or failing him/her
- Name :
Address:
E-mail Id: Signature:, or failing him/her
- Name :
Address:
E-mail Id: Signature:, or failing him/her



as my/our proxy to attend and vote through electronic means for me/us and on my/our behalf at the 42nd Annual General Meeting of the Company, to be held on Monday, the 29th day of July, 2024 at 12:30 P.M. at the Club EcoHub, Eco Space Business Park, Plot No. IIF/11, Action Area-II, Rajarhat, New Town, Kolkata-7000160 and at any adjournment thereof in respect of all such resolutions as are indicated below:

Resolution No	Description
	Ordinary Business
1.	To receive, consider and adopt a. Audited Standalone Financial Statements of the Company relating to year ended March 31, 2024 and the reports of the Board of Directors and Auditors thereon. b. Audited Consolidated Financial Statements of the Company relating to year ended March 31, 2024.
2.	To reappoint Mr. Arup Kumar Banerjee (DIN: 00336225) as Director who retires by rotation and being eligible offers himself for re-appointment. (Ordinary Resolution)
3.	To appoint M/s. MSKA & Associates (FRN: 105047W) as Statutory Auditors for a period of 5 consecutive years from the conclusion of the 42 nd Annual General Meeting till the conclusion of the 47 th Annual General Meeting. (Ordinary Resolution)
	Special Business
4.	To consider appointment of Dr. Janardan Anna Gore (DIN:-05268895) as an Independent Director for a period of 3 years. (Special Resolution)
5.	To approve the re-appointment of Mr. Bikramjit Nag (DIN: 00827155) as Chairman and Whole time Director of the Company for a period of 5 years w.e.f 26 th January, 2025. (Special Resolution).
6.	To approve waiver of recovery of excess remuneration paid to Mr. Arup Kumar Banerjee (DIN:-00336225), as Executive Vice Chairman of the Company during the Financial Year 2023-2024. (Special Resolution).
7.	To approve waiver of recovery of excess remuneration paid to Mr. Amitabha Mukhopadhyay (DIN:-01806781), Erstwhile Managing Director & CEO of the Company during the Financial Year 2023-2024. (Special Resolution).

Signed this day of, 2024 Folio / DP ID / Client ID

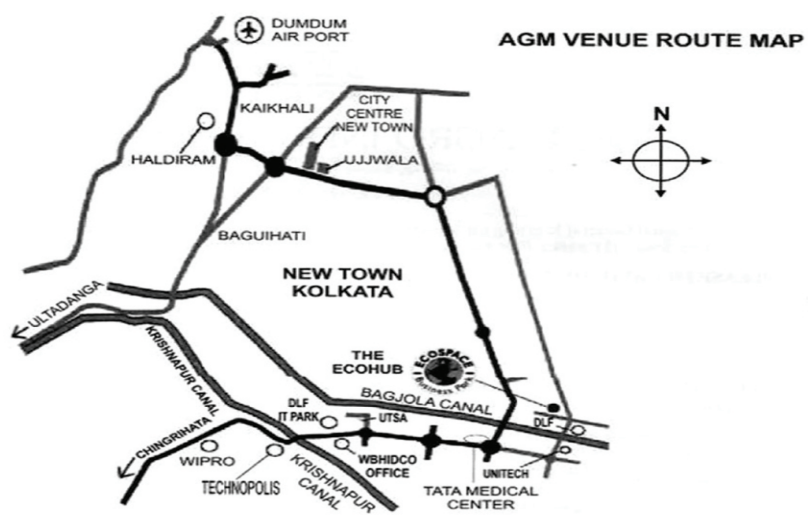
Signature of Shareholder(s) Signature of Proxy holder(s)

Signed this day of, 2024

Affix
Revenue
Stamp

Note:

1. This form of proxy in order to be effective should be duly completed and deposited at the Registered Office of the Company, not less than 48 hours before the commencement of the meeting.
2. For the Resolutions and Notes, please refer to the Notice of the Annual General Meeting dated 28th May, 2024. Please complete all details including details of member(s) in above box before submission.
3. A person can act as Proxy on behalf of Members not exceeding fifty (50) and holding in the aggregate not more than 10% of the total Paid up Share Capital of the Company. In case a proxy is proposed to be appointed by a Member holding more than 10% of the Paid up Share Capital of the Company, then such proxy shall not act as a proxy for any other person or Member.



Venue Address :
Club Ecohub, Ecospace Business Park, Plot No. IIF/11,
Action Area II, Rajarhat, New Town, Kolkata - 700 160

Route from Saltlake :
Cross Technopolis, DLF, Home Town, Techno India College, Tata Memorial Hospital and before hitting Bengal Unitech, turn left, cross the flyover and reach Ecospace.

Route from Airport :
Cross Space Town residence flyover, cross New Town City Centre, go straight and turn left, go straight till Narkel Bagan and turn left, cross Techno India College, Tata Memorial Hospital and before hitting Bengal Unitech, turn left and cross the flyover and reach Ecospace.



NOTES

One-stop shop for all aquaculture needs



AQUASHOP

IFB ENTERPRISE
AGRO



Aqua Health Care Products



Formulated Feed & Feed Supplement for Fish

For more information, please call 1800 123 2393 or email aquacare@ifbagro.in. Visit www.ifbagro.in

IFB



Fresh Catch



Small to King Jumbo
Prawns • Basa Fish
Portions • Basa Fish
Fillets



Prawn Pops • Prawn Torpedoes • Prawn Cheese Balls
Prawn Patties • Prawn Money Bags • Butterfly Shrimps
Breaded Fish Fillets • Fish Fingers • Fish Fritters
Fish Poppers • Spicy Fish Sticks • Kolkata Bhetki Fries

Call
98312 49000
Order at www.ifbfreshcatch.com

Available at select retail outlets & e-commerce platforms across India

IFB
AGRO
Industries Limited

If undelivered please return to
Plot No IND-5, Sector 1, East Kolkata Township, Kolkata 700107
www.ifbagro.in

